

# Making Memories, One Fair At a Time

## 2020 Pottawatomie County Fair

### July 29th - Aug. 2nd

**Important COVID-19 Statement from the Fairboard on Page 5**

**Note: Open Class is limited to Pottawatomie Residents only**



Storm Shelter — Onaga High School - Basement and Gym

**FAIRGROUNDS** — Phone number 785-889-4501— Location: 901 High Street, Onaga, Ks.

**STORM SHELTERS** — Designated area is the Onaga High School basement & gym

**BUILDINGS SUPERVISOR** — Barb Rickstrew - 785-456-6510

**SUPPORT THE FAIR SUPERINTENDENTS** — listed under individual projects Please express your concerns to these individuals but remember superintendents are Volunteers!

### **FAIRBOARD MEMBERS --**

**President**, Mike Lara — 785-477-2317

**Vice-President**, Richard Dugan—785-844-0015

**Secretary** , Jeff Jones - 785-456-3964

**Treasurer**, Ben Schoenberger - 785-456-2000

**Commercial Exhibits / Vendors** - Max Loughmiller—785-889-4676 , Barb Rickstrew - 785-456-6510

**Advertising**, Mariah Louderback—785-456-1501

**Rodeo**: Jay Rezac - 785-456-3233

**Entertainment** - Alvin Stutzman - 785-313-4259

**Maintenance/Grounds**, Mike Lara — 785-477-2317 , Glen Swisher - 785-535-8715

**Fundraising**, Troy Marple - 785-457-3927, Richard Dugan, 785-844-0015

**Camping Spots** - Barb Rickstrew - 785-456-6510

### **SYMBOLS —** The following symbols will be used:

⌘ - **4-H DIVISION – Age Division**

**Junior** - 7-10 years of age

**Intermediate** - 11-13 years of age

**Senior** - 14-19 years of age

△ - **OPEN CLASS DIVISION**

**Youth** - 13 & under

**Adult** - Adult 14 & up

Ⓡ - **FFA Division --** High School Freshman to Seniors

**CLOVERBUDS —** This program is for youth 5 or 6 years of age. The Cloverbud program is activity-focused. A 4-H Cloverbud member may not participate in any competitive 4-H event. Cloverbuds may showcase their exhibits at fairs and public events. They will receive an evaluation and participation ribbon. Pre-entry is required. Cloverbuds may not have 4-H livestock projects that require long-term, ongoing care or weigh-ins, nor can they participate as a competitive 4-H exhibitor with livestock divisions. Cloverbuds can display one project as a Cloverbud at the Fair.

**For more information go to: [www.pottawatomie.ksu.edu](http://www.pottawatomie.ksu.edu) or  
the Pottawatomie County Fair Facebook page: Pottawatomie County Fair-KS**



**POTTAWATOMIE COUNTY  
FAIR PAVILION**

The Pottawatomie County Fair pavilion was built in 1921 and had been used as a sale barn for around 50 years. Round barns were very popular in the early 1900's. Unfortunately, there are very few similar buildings or barns left in Kansas. Called pavilions after the exhibit halls at the World's Fair.

---

# Table of Contents

---

RULES.....	7-8
ARTS & CRAFTS .....	9-10
BANNERS/BOOTHES .....	10
CLOTHING AND TEXTILES/FASHION REVUE.....	10-12
DEMONSTRATIONS/PUBLIC PRESENTATIONS .....	12
ENERGY MANAGEMENT/FAMILY STUDIES.....	12-13
ENTOMOLOGY .....	13-14
FOOD NUTRITION/ TABLE SETTING/FOOD PRESERVATION .....	15-17
GEOLOGY .....	17
HOME ENVIRONMENT.....	18
HORTICULTURE / FIELD CROPS / FORESTRY .....	19-20
INDIVIDUAL DISPLAY/SELF-DETERMINED .....	20
NOTEBOOKS .....	21
SHOOTING SPORTS .....	21
PHOTOGRAPHY .....	21-22
SPACE TECH / ROBOTICS.....	22-23
TRACTOR CONTEST/VOCATIONAL AGRICULTURE.....	23
WILDLIFE /WOODWORKING .....	23
LIVESTOCK RULES .....	24-25
BUCKET CALF/BEEF .....	26
DAIRY/DAIRY GOAT .....	26
HORSE .....	27
MEAT GOATS .....	28
POULTRY .....	28
RABBITS .....	29
SHEEP / SHEPHERD’S LEAD.....	30
SWINE.....	30
SPONSORSHIP .....	31-32
<b>DAILY SCHEDULE OF EVENTS .....</b>	<b>33-35</b>

## COVID-19 UPDATES

Due to COVID-19 the Pottawatomie County Fair Board and the City of Onaga have reduced activities from the Pottawatomie County Fair held July 30-August 2nd, 2020. It has been decided to cancel ALL entertainment. This includes, but is not limited to, Ranch Rodeo, Rodeo, Stage Acts, Softball Tournament & Parade. Pottawatomie County Fair Board Association is not liable for any injury and all attendees are responsible for their own health and safety at all times. Please practice social distancing.

Masks are recommended where social distancing is still limited.

-Please check schedules carefully, some events have been changed or cancelled

-**OPEN CLASS** is restricted to Pottawatomie county residents only

-Due to a Rabbit disease outbreak, there is NO Rabbits at the fair.

-Open class rabbit competitions have been cancelled,

-4-H Rabbit Show will be moved to alternative showcasing, info TBD.

## **“ RECYCLE TRAILER AVAILABLE ”**

The Recycling Trailer will be available throughout the duration of the Fair for all patrons and fair-goers. Located just North of the 4-H Building.



## **FCE Pie Scholarship Auction**

6 pies will be handmade by our Pottawatomie County FCE (Family Community Educators) Council which will be auctioned off at the beginning of the Livestock Auction. 100% of these earnings will go towards two local scholarships for any Pottawatomie County youth attending a 2 or 4 year

college.

## **ONAGA HISTORICAL MUSEUM**

**Saturday and Sunday 2:00 to 4:00 p.m.,** Open especially for fair-goers. The Museum is located at 300 E. 2nd St. just 1 block south of the Catholic Church.



# GENERAL RULES

## **RULE 1 -**

**Sec. 1.** The Pottawatomie County Fair Board reserves to its Board of Directors the final and absolute right to interpret these rules and regulations and arbitrarily settle, determine all matters, questions, differences arising from or connected with the Fair. **Sec. 2.** The management reserves the right to amend or add to these rules as its judgment may deem advisable. In the event of conflict of general and special rules, the latter will govern. **Sec. 3.** Any person who violates any of the following rules will forfeit all privileges and premiums and be subject to such penalty as the Board of Directors order. **Sec. 4.** The following rules and regulations apply to each and every department of the Fair, and exhibitors and concessionaires are required to familiarize themselves with all rules.

## **RULE 2 - Dates and Locations**

**Sec. 1.** The Pottawatomie County Fair will be held at Onaga, Kansas, four days inclusive, unless postponed or extended by the management, which it may have the right to do for any cause which it may deem advisable.

## **RULE 3 - Liability of Exhibitor**

**Sec. 1.** All property entered for competition or display shall be subject to the control of the secretary. **Sec. 2.** In no case shall the Pottawatomie County Fair be held responsible for any loss, damage, accident, or injury from any cause to people or animals, diseases included, while they or their property are on the fair grounds. **Sec. 3.** If the property owners or others interested in property desire protection, they must make their own arrangements for insurance.

## **RULE 4 - Exhibitor Space**

**Sec. 1.** The management reserves the right to assign any space, stall, or pen not occupied to exhibitors on opening day of the Fair. **Sec. 2.** All goods must be unpacked upon arrival and empty cases removed, exhibitors bearing all expense of conveying, fixing, and removing their exhibits and the cost of constructing any fixtures, etc. **Sec. 3.** Exhibitor is responsible for keeping exhibits and exhibit space clean. **Sec. 4.** If it be ascertained that any exhibitor has in any inappropriate manner taken exception to the judgment ruling of an awarding committee, judge, or any of the Fair officials, the Board of Directors can expel said competitor so offending from competing or exhibiting on the grounds until he or she has made proper apology and has been reinstated. **Sec. 5.** If it is found that an exhibitor made false statements in regard to any animal or article, or if he or she interferes with the judges in the performance of their duties, he or she shall be excluded from competing.

## **RULE 5 - Claim for Injury**

**Sec. 1.** No claim for injury of any person or property shall be asserted or suit instituted against the Pottawatomie County Fair Association on or in behalf of any person or firm having license to exhibit on the grounds. **Sec. 2.** If any damage, loss, or injury of property shall be caused by reason of neglect or willful act of any person or firm having license privilege to exhibit on the Fairgrounds, the Fair Association shall not be responsible, and in case it be subjected to any expense or liability, all persons causing same shall indemnify the Association. **Sec. 3.** Under Kansas law, there is no liability for any injury to or the death of a participant in domestic animal activities resulting from the inherent risks of domestic animal activities, pursuant to Sections 1 through 4 KSA 60-208. You are assuming the risk of participating in this domestic animal activity.

## **RULE 6 - Removal of Objectionable Exhibits and Displays**

**Sec. 1.** The Management reserves the right to remove from the grounds any exhibit, animal, concession, or show that may be falsely entered; or may have any sign, banner or advertising manner which may be deemed unsuitable or objectionable.

## **RULE 7 - Entry and Requirements**

**Sec. 1.** All entries must be filed with the superintendents not later than the date and time specified. The management reserves the right to reject any entries. **Sec. 2.** Exhibits competing for premiums must be the work of the exhibitor and the current year's work. **Sec. 3.** Exhibits will be released closing day of Fair. **Any exhibits removed or if clean up begins before 5 p.m. exhibitor will forfeit premium.** **Sec. 4.** Entries in every department and class must be in place by 12:00 noon opening day of the Fair. Foods will be entered and judged the day before. **Sec. 5.** No item can be entered in more than one project area.

## General Rules continued

### RULE 8 - Premiums and Awards —

**Sec. 1.** As the County premium allowance is limited, no premiums will be paid until after auditing by the Fair Board. If premiums allowed exceed the limit, premiums will be pro-rated. **Sec. 2.** The judges will award premiums on articles regularly mentioned in the schedule of premiums. Awards will be made by single-judge system and the decision of the judge will be final. **Sec. 3.** All premiums awarded will be paid in full according to the rules. **Sec. 4.** A ribbon and premiums will be awarded only if the exhibit meets the standard of quality. **Sec. 5.** The Fair board has set limit on the amount of premium to be awarded. Checks are written by family. In open class the limit will be \$75.00 per family. **Sec. 6.** If an exhibitor in 4-H or FFA, has previously sold livestock in another county fair in the State of Kansas they are not eligible to sell in the Pottawatomie County Fair Livestock Sale.

### RULE 9 - Concessions and Privileges —

**Sec. 1.** The Board of Directors authorizes the letting of only such privileges or concessions as are necessary to supply the wants of the people or that may add to their pleasure, but under no circumstance, will a privilege for a questionable or demoralizing nature be let where the business is conducted in other than a legitimate and tradelike manner. Sale and consumption of liquors is strictly forbidden. **Sec. 2.** All spaces allotted must be decorated at purchaser's expense. Bring tables, chairs, and fans. **Sec. 3.** The Board of Directors will use every precaution to guard against extortion of any form practiced upon the Fair patrons. **Sec. 4.** Any official of the Pottawatomie County Fair Association will have access to the premises of any exhibitor or concessionaire at any time. **Sec. 5.** All booths, tents, or other enclosures must meet with the approval of the management. Posting or advertising outside space allotted will not be permitted, neither will soliciting be allowed outside of the booth or enclosure of any exhibitor. **Sec. 6.** A license fee of \$35 for indoor spaces and \$50 for outdoor spaces will be charged for all soliciting on the Fair grounds. Begging and public speaking are absolutely forbidden. **Sec. 7.** Commercial booths may set up in the evening. Check out time for Open Class exhibits is last day of fair.

### RULE 10 – Camping —

**Sec. 1** *All fees must be made with the Extension office.* All camp fees for electricity will need to be paid in advance. Only spots around the North Ball Field will need to be **reserved** first come first serve after June 1st. All other camping spots down below the hill will be on a first come first serve basis. Please be considerate and allow space for other campers. All spaces will be 15' wide. **\$100.00** for campers with electricity. Fees need to be made payable to the **Pottawatomie County Fair Association** before July 10<sup>th</sup> and mailed to Pott. Co. Extension, P.O. Box 127, Westmoreland, Ks 66549. *(No campers on grounds above or below until the Sunday before Fair week.)*

### RULE 11 - Open Class Entries —

**Sec. 1.** Clothing & Textiles, Arts & Crafts, Miscellaneous, Flowers and Horticulture are to be entered from 8:30 a.m. until noon on Thursday. All Open Class Booths are to be in place by noon, Thursday of the Fair. **Sec. 2.** **Open Class Age Divisions:** Adult—14 & up Youth—13 & under

### RULE 12 - Youth Class Entries — 4-H Projects are designed to follow the State 4-H Guidelines

**Sec. 1.** **Pre-entries are due in the Extension Office by July 10 for all 4-H and Open Class Livestock exhibits in the Pottawatomie County Fair.** Pre-entries for Dogs are due to the Riley County Kennel club Division Superintendent for Agility, Showmanship and Obedience competition. FFA exhibitors must register fair entries with the Extension Office by July 10. **Sec. 2.** Age divisions for 4-H entries will be Junior Division - 7-10 years of age; Intermediate Division - 11-13 years of age; Senior Division - age 14 -19. **Sec. 3.** In order to compete in the 4-H division at the county fair, youth must be enrolled in that specific project phase by May 1 of the current year. 4-Hers enrolled after the May 1 deadline can still enter the non-competitive 4-H division to receive a participation ribbon (no premium will be awarded). Or can enter as OPEN CLASS. **Sec. 4.** Entries are limited to those classes for projects and phases in which the 4-H member is enrolled. Only regularly enrolled Vocational Agriculture students (including 12th grade) of departments located in Pottawatomie County or those living in Pottawatomie County will be allowed to exhibit. Final decision will be made by Vo-Ag instructors. FFA exhibits are limited to livestock (including rabbits and poultry), field crops, horticulture, farm machinery display, and participation in the Livestock Judging Contest, Tractor Operator's Contest & Youth Livestock Sale. **Sec. 5.** Conference judging will be offered in all areas. Judging times will be announced in the Fairbook and/or the Pre-Fair letter to all 4-H families. **Sec. 6.** Judges may award as many ribbons of any color as they feel are justified in any class. Judges' decisions are FINAL. **Sec. 7.** All exhibits judged prior to the Fair must be exhibited at the County Fair to receive ribbon or premium awards. **Sec. 8.** **Sign-up for State Fair** participation /exhibition of eligible entries **MUST** be made at the County Fairgrounds by **3:00 p.m.** on Sunday, the last day of the Fair. Minimum age for showing at the State Fair is 9, as of January 1.

#### 4-H Judging by Danish System

All exhibits receive a ribbon. Exhibits are judged in comparison with an ideal standard, not to each other. Exhibits are placed in four ribbon groups: **Purple** - outstanding on all standards

**Blue** - exceeds the minimum standard; may have flaws where improvements can be made **Red** - meets minimum standards; may be visible signs of needed improvements **White** - fails to meet minimum standards

#### Modified Danish System

Exhibits are compared to a standard, placed in four color ribbon groups, but are ranked top to bottom within each group.

#### Open Class -Judging by American System

Not all exhibits may receive a ribbon. Exhibits are ranked 1-2-3, etc. with a different colored ribbon for each placing. Exhibits are compared to each other.

#### 4-H & FFA Classes

Purple .....	\$3.00
Blue.....	\$3.00
Red.....	\$2.00
White.....	\$1.00
4H Champion.....	Large Purple
4H Reserve Champion.....	Lilac

#### △ Open Class △

1st Place Blue.....	\$3.00
2nd Place Red.....	\$2.00
3rd Place White.....	\$1.00
Champion.....	Large Purple

#### SILENT AUCTION ---

**for 4-H Members** The purpose of the silent auction is to give a financial opportunity to all 4-H members. The idea of the auction is to give all members a chance to sell their project. Auction items will be displayed at a set time for the community and family members to bid on items. The plan is to display the items in the East building using a booth space if available.

1. 4-H members, who are not participating in the livestock sale, will be permitted to sell one item in the silent auction. 2. 4-H'ers will be asked to give an estimated cost of the item when they enter. The project will be displayed with the 4-H'ers name and their estimated cost as the minimum bid. 3. The item will be picked up by the 4-H'er at 2:00 p.m. on Sunday. The 4-H'er will then be responsible for delivering the item and collecting the premium bid. 4. Auction time starts after the item has been checked in. **PLEASE BRING A PICTURE OF YOUR ITEM** at CHECK-IN times to the East building, and give to the FCS Agent. 5. A sign will be placed on every item for sale with a number and a paper for buyers to place their bid. Items will be located in East Building unless item is unable to be moved from exhibit area. 6. Any item that is sold at the Silent Auction cannot be exhibited at the Kansas State Fair. The Pottawatomie Co. Fair Assoc./ Pottawatomie. Co. Ext. Council do not guarantee a bid on all items. If no bid is received on an item, that item remains the property of seller.

#### ♣ 4-H VISUAL ARTS AND CRAFTS ♣

##### Superintendent – Pre-Fair— Nathan Zeit

##### Fair—Blackjack

All items should be displayable (i.e. pictures framed for hanging, etc.).

2. Limited to a total of five entries. Two per class. 3. Six exhibits overall will be selected for exhibition at State Fair. 4. Art is judged on overall appearance, including neatness, individual creativity, free expression, developmental levels, and the ability to follow directions. 5. Each exhibit is to be labeled. (such as a mailing label). This should be attached in an inconspicuous place containing name of exhibit, class #, exhibitor's name.

##### 40101: Sketching, Drawing, Painting, Printing

(charcoal, ink, pencil, paste, acrylic, oil, water color, tempa, decorative paint) Champion

##### 40102:Leather

Champion

##### Ceramics, Sculpting, Cutting, Pasting

40103: Jr. Ceramics, Sculpting, Cutting, Pasting Champion

40104: Int. Ceramics, Sculpting, Cutting, Pasting Champion

40105: Sr. Ceramics, Sculpting, Cutting, Pasting Champion

**Explanation:** Ceramics, Sculpting, Cutting, Pasting (miscellaneous, metal, abstract, and realistic designs, wall decoration, flower arrangements, pinch, coil, slab, pottery wheel pots, jewelry, wood carving, wood burning, scrapbook, other collage, paper cut design, pop-up designs, accordion book, decoupage, other, etc.

##### Visual Arts — 3D Construction

(Including 3D Construction and Legos)

40106: 3-D Construction -- (\*diorama, is a re-creation of a natural scenic setting which shows a specific moment in time.)

Legos -- .

40107: Create Your Own Junior

40108: Create Your Own Intermediate

40109: Create Your Own Senior

40110: Made From a Kit

\* Lego size should be that which can be displayed in the dimensions of the display cases

Champion Jr. — Champion Int. — Champion Sr.

#### ♣ 4-H Fiber Arts ♣

##### Superintendent: Kaw Valley, Marie Jones and Sally Olson

No exhibitor may make more than **five** entries. Articles which are normally worn as a pair are exhibited, and must be shown together. Fasten articles together securely with yarn. Special consideration will be given to articles which are of original design. Such articles should have a note attached explaining the original design. Clothing labels must be attached. See Clothing General Rule #2. Judging will be prior to the Fair. Check Fair Calendar for date, time and place. All exhibits which need to be hung **MUST** have the appropriate hanger, rod, wire or other attachment in order to be properly displayed. For quilted items indicate who did the quilting and binding.

##### 40320: Crochet Article

40321: Needle Arts (Decorative Stitch) Embroidery /cross stitch Needlepoint, Candlewicking, Crewel, Lacework, Applique

40322: Knitting -(Knitted by hand/or Machine Knitted)

40323: Patchwork & Quilting

40324: Rug making

40325: Spinning - (one skein of yarn mini.10 yds. in length)

40326: Weaving

40327: Ethnic Arts

40328: Macramé

40329: Fabric/Fibers

40330: Educational Notebook – Should include a narrative describing the fiber art, samples of techniques, how-to etc.

Champion ( Includes Class #'s 40324, 40329, 40330)



## YOUTH RECYCLING CHALLENGE

**Ages: 5-19**

**11701:** Most Creative entry made using at least one recycled item.

**11702:** Most useful entry made using at least one recycled item

**11703:** Article made from all recycle items.

### “RECYCLE TRAILER AVAILABLE”

The Recycling Trailer will be available throughout the duration of the Fair for all patrons and fair-goers. Located just North of the 4-H Building. **Recyclable items are:** Steel food cans, fiberboard boxes such as cereal boxes, cardboard, aluminum cans, magazines, catalogs, mixed paper such as junk mail, brown, green, and clear glass, and plastic Bags. Newspapers can be placed in boxes in the Open Class building. Computer printer cartridges and old cell phones will be accepted

### △ OPEN CLASS ARTS & CRAFTS △

**Superintendent:** TBD

Exhibitor may enter any one item in only one project area and may be considered for only one champion.

#### ARTS

**Acrylic--**

00100...Adult 10100...Youth Class

**Drawing** --(Charcoal, paste, ink, pencil)

00101...Adult 10101...Youth Class

**Mixed Medium--**

00102...Adult 10102...Youth Class

**Oil** --00103 Adult...10103...Youth Class

**Other--**00104...Adult 10104...Youth

**Painting** (no canvas)

00105...Adult .. 10105...Youth Class

**Watercolor--**

00106...Adult 0106...Youth Class

**Champion** (each age division)

#### CRAFTS

**Animals** (stuffed)

00110...Adult .. 10110...Youth Class

**Baskets --**

00111...Adult 00111...Youth Class

**Ceramics--**

00112...Adult 10112...Youth Class

**Ceramics** (hand molded)

00113...Adult .. 10113...Youth Class

**Clocks --**

00114...Adult ....10114...Youth Class

**Dolls --**

00115...Adult ..10115...Youth Class

**Dolls** (costumes embellishments)

00116...Adult ..10116...Youth Class

**Fabric** (embellishments)

00117...Adult .. 10117...Youth Class

**Flowers** (artificial)

00118...Adult ....10118...Youth Class

**Holiday Art--**

00119...Adult 10119...Youth Class

**Leather Craft**

00120...Adult ..10120...Youth Class

**Lego Creations**

00121...Adult ..10121...Youth Class

**Metal works--**

00122...Adult.10122...Youth Class

**Other --** 00123...Adult ..10123...Youth

**Wall Decorations**

00124...Adult ..10124...Youth Class

**Champion** (each age division)

#### Other Crafts

**Writing -**

00125 ..... Adult .....10125 Youth Class

**00130 Nursing Home Exhibits -**

This category is open to residents from nursing homes in Pottawatomie County. These exhibits will be displayed together. Awards will consist of ribbons.

**Boy Scout Project Girl Scout Project**

# 00135

# 00140

### △♣ BANNERS ♣△

**Superintendent:** Barb Rickstrew

Banners are a two-dimensional display, depicting one idea. The theme guidelines are the same as for booths and should be made of **non-flammable materials** that permit the banner to be folded or rolled without damage display. No three dimensional objects may be attached. **Dimensions are to be between 12' and 16' squared with no side less than 3'**

**feet.** Banner title letters should be two inches in height. Banners must be hung on a wooden dowel stick along the top edge. A 6" piece of wire or chain should be fastened to each end of the dowel with an "S" hook attached to the other end of the wire or chain. Banners should be made of materials that permit the banner to be folded or rolled without damaging the display. No objects may be attached to the front. A label is to be attached to the front lower left-hand corner of the banner with the name of the club, county, and year. Waterproof ink prevents smearing and is recommended. 6. Letters should be 2" in height.

**40155: ♣ 4-H Banner ♣**

**00155: △ Open Class Banner △**

Champion-\$10.00

1<sup>st</sup> place - \$7.50;

2<sup>nd</sup> place - \$5.00

3<sup>rd</sup> Place - \$3.00

(No Banner Exhibits at State Fair)

### ♣ 4-H Booth Exhibit ♣

**Superintendent:** Barb Rickstrew

**Booth Dimensions 6'x6'**

Each booth should illustrate a phase of 4-H work which is being practiced by the club. No Booth Exhibits at Ks. State Fair.

**40150: 4-H Club**

### △ Open Class Booth △

**Booth Dimensions 6'x6'**

**00150: Open Class**

Champion \$10.00

1<sup>st</sup> place - \$7.50

2<sup>nd</sup> place - \$5.00

3<sup>rd</sup> Place - \$3.00

(If you choose not to do a booth please let the office know before Fair week.)

## CLOTHING/TEXTILES

### ♣ 4-H Clothing ♣

**Superintendent:** Marie Jones and Sallie Olson

1. Cloth clothing labels must be in each article. Exhibitors can make their own label on a piece of cloth with a permanent or laundry type marker. Labels should be about 3"x 2.5" in size and include exhibitor name, class number, county or district. Sew labels on inside of garment (back of neck, center of waistband, left end of apron band, or corner of article). Label each piece. Place entry form on front left shoulder seam of garments, or left side of waistband, as if you were wearing the garment, or lower left corner of flat articles. 2. Special Handling: Place garments on hangers with hook toward right shoulder. Attach skirts to hanger with large safety pin. If garment must be protected, place it in a clear plastic bag. 3. Pre-cut kits are acceptable for all clothing phases. All articles & garments must be finished. 4. No exhibitor may make more than five (5) entries. 5. State Fair allows one clothing entry and one education exhibit per exhibitor. Educational display for State Fair must be no more than 12" high x 12" deep x 18" long. 6. Digitizing: all entries must abide by current copyright laws.

**40201: \* Junior Division**

constructed article, garment or outfit  
Champion

**40202: Junior Educational Exhibit**

**40203: \*Intermediate Division**

constructed article, garment or outfit  
Champion

**40204: Int. Educational Exhibit**

**40205: \* Senior Division**

constructed article, garment or outfit  
Champion

**40206: Sr. Educational Exhibit**

(\*An article includes such things as hand weaving, hand-sewn projects, sewing box, pillows, toys, etc. not including quilts)

**40207: Jr. Clothing Recycling**

**40208: Int. Clothing Recycling**

**40209: Sr. Clothing Recycling**



## ♣ 4-H Fashion Revue ♣

### Superintendent:

*Pre Fair--(Westy Trailblazers 4-H)  
Fair Style Show-(TBD)*

1. A 4-Her may model only in the phase in which they are enrolled
2. Only one outfit may be modeled in Buymanship division and two may be modeled in the Construction division by each 4-H'er.
3. State Fair competition is open to age 14 and over in Senior Division.
4. Participants are requested to model only what can be worn. Garment should not be carried. For the buymanship garment, majority of outfit must be purchased (not borrowed).
5. 4-H'ers are NOT required to participate in Public Fashion Revue for 2020. Fashion Revue Script submission is required. Document found on the Pott. Ext website.
6. Buymanship entries are displayed at the County Fair. A 3x5" picture of the 4-Her Modeling is required. No Accessories exhibited. **Senior Division – Bring cost per wear sheet (filled-out).**

## ♣ 4-H Fashion Revue ♣

### Constructed Garment

- 40310:** Junior Division  
**40311:** Intermediate Division  
**40312:** Senior Division

### Buymanship Garment

- 40313:** Junior for Young Women  
**40316:** Junior for Young Men  
**40314:** Int. for Young Women  
**40317:** Int. for Young Men  
**40315:** Senior for Young Women  
**40318:** Senior for Young Men

### \* Buymanship Notebook

(Pertaining to Buymanship project)

- 40307:** Jr. Division  
**40308:** Int. Division  
**40309:** Sr. Division

## △ OPEN CLASS

### CLOTHING & TEXTILES

*Pott. Residents Only this year*

### Superintendent:

*Nancy Hubbard/Susan Hartwich-  
Phone # 785-494-8305*

*Miscellaneous entries or splits in  
classes will be determined by the  
superintendent*

*(One exhibit per class/per person)*

## △ Embroidery △

All classes include thread and yarn.

### Hand Embroidery

00200 – Adult 10200 – Youth Class

### Cross Stitch Article

00201 - Adult 10201 - Youth Class

**CHAMPION** (each age division)

### Machine Embroidery

00205 - Adult 10205 - Youth Class

**CHAMPION** (each age division)

### Needlepoint

00210 - Adult 10210 - Youth Class

**CHAMPION** (each age division)

## △ Lace △

### Tatting--

00216 - Adult 10216 - Youth Class

### Bobbin Lace

00217 - Adult 10217 Youth Class

**CHAMPION** (each age division)

## △ Rugs △

### Braided --

00266 – Adult 10266 – Youth Class

### Crocheted

00267 – Adult 10267 – Youth Class

### Hooked, latched or punched

00268 – Adult 10268 – Youth Class

### Knitted --

00269 – Adult\10269 – Youth Class

### Woven -- hand or loom

00270 – Adult 10270 – Youth Class

**CHAMPION** (each age division)

## △ Weaving △

### Hand or needle woven

00291...Adult 10291...Youth Class

### Loom woven

00292...Adult 10292...Youth Class

**CHAMPION** (each age division)

## △ Spinning △

### Drop Spindle

00294...Adult 10294...Youth Class

### Wheel Spindle

00295...Adult 10295...Youth Class

**CHAMPION** (each age division)

## OPEN CLASS

### △ BARN QUILT △

(Entries due by noon on

**Thursday, Judging at 5:30 p.m.**

(SIZE 2'x2' Not on Point)

### Traditional Block....

00270. Adult ...10270...Youth Class

### Original Design.....

00271...Adult ..10271...Youth Class

## △ Quilting △

**One entry per class per person**

Quilting must be a sandwich of 3 layers.

Judged on technique rather than size.

Quilts made or contributed by more than 1 person will be judged as a group.

### Hand Quilted Quilt (Any Size)

(classes split, hand quilt, big stitch or tied)

### Turned Edge Applique

00225...Adult 10225...Youth Class

### Raw Edge Applique

00226...Adult 10226...Youth Class

### Fusible Web Applique

00221... Adult 10221...Youth Class

### Hand Embroidered

00227... Adult 10227...Youth Class

### Machine Embroidered

00228... Adult 10228...Youth Class

### Computer Embroidered

00222...Adult 10222.....Youth Class

### Hand Pieced

00229...Adult 10229...Youth Class

### Machine Pieced

00230...Adult 10230...Youth Class

### Paper Pieced

00223....Adult 10223...Youth Class

### Whole Cloth

00231...Adult 10231...Youth Class

### Multi Method

00232... Adult 10232...Youth Class

**CHAMPION** (each age division)

### Sewing Machine Quilted (Any Size)

### Turned Edge Applique

00233...Adult 10233...Youth Class

### Raw Edge Applique

00234...Adult 10234...Youth Class

### Fusible Web Applique

00261.....Adult 10261...Youth Class

### Hand Embroidered

00235... Adult 10235...Youth Class

### Machine Embroidered

00236... Adult 10236...Youth Class

### Computer Embroidered

00262.....Adult 10262...Youth Class

### Hand Pieced

00237...Adult 10237...Youth Class

### Machine Pieced

00238...Adult 10238...Youth Class

### Paper Pieced

00263....Adult 10263....Youth Class

### Whole Cloth

00239...Adult 10239...Youth Class

### Multi Method

00240... Adult 10240...Youth Class

**CHAMPION** (each age division)

## **Long Arm Quilted Quilt** (Any Size)

### **Turned Edge Applique**

00241...Adult 10241...Youth Class

### **Raw Edge Applique**

00242...Adult 10242...Youth Class

### **Fusible Web Applique**

00264....Adult 10264....Youth Class

### **Hand Embroidered**

00243... Adult 10243...Youth Class

### **Machine Embroidered**

00244... Adult 10244...Youth Class

### **Computer Embroidered**

00265....Adult 00265...Youth Class

### **Hand Pieced**

00245...Adult 10245...Youth Class

### **Machine Pieced**

00246...Adult 10246...Youth Class

### **Paper Pieced**

00281...Adult 10281....Youth Class

### **Whole Cloth**

00247...Adult 10247...Youth Class

### **Multi Method**

00248... Adult 10248...Youth Class

**CHAMPION** (each age division)

## **Wall Hanging** (Need sleeve or hanger)

### **Turned Edge Applique**

00249...Adult 10249...Youth Class

### **Raw Edge Applique**

00250...Adult 10250...Youth Class

### **Fusible Web Applique**

00282....Adult 10282 ..Youth Class

### **Hand Embroidered**

00251... Adult 10251...Youth Class

### **Machine Embroidered**

00252... Adult 10252...Youth Class

### **Computer Embroidered**

00283....Adult 10283...Youth Class

### **Hand Pieced--**

00253...Adult 10253...Youth Class

### **Machine Pieced**

00254...Adult 10254...Youth Class

### **Paper Pieced**

00284....Adult 10284...Youth Class

### **Whole Cloth --**

00255...Adult 10255...Youth Class

### **Multi Method**

00256... Adult 10256...Youth Class

**CHAMPION** (each age division)

### **Other -**

(Table toppers, bags, pillows etc.)

### **Turned Edge Applique**

00274....Adult 10274...Youth Class

### **Raw Edge Applique**

00275....Adult 10275....Youth Class

## **Fusible Web Applique**

00276...Adult 10276....Youth Class

## **Hand Embroidered**

00277... Adult 10277...Youth Class

## **Machine Embroidered**

00278... Adult 10278...Youth Class

## **Computer Embroidered**

00279....Adult 10279...Youth Class

## **Hand pieced--**

00257...Adult 10257...Youth Class

## **Machine pieced --**

00258 Adult...10258...Youth Class

## **Paper Pieced**

00280....Adult 10280...Youth Class

## **Whole Cloth**

00259 Adult...10259...Youth Class

## **Multi Method**

00260 Adult...10260...Youth Class

**CHAMPION** (each age division)

## ◻ **Open Class Crochet** ◻

**Superintendent: Susan Hartwich --**

All classes include traditional stitches, broomstick, and hairpin lace.

### **Blanket (any size)**

00320...Adult 10320...Youth Class

### **Baby Article or set**

00321...Adult 10321...Youth Class

### **Edging and Laces --**

(handkerchief, edged collars)

00322...Adult 10322...Youth Class

**Garment --** includes (sweaters, ponchos, shawls )

00323...Adult 10323...Youth Class

### **Small Article**

(mittens, scarves, headgear)

00324...Adult 10324...Youth Class

### **Small Thread Article -** doilles

00325....Adult 10325...Youth Class

### **Other --**

00326...Adult 10326...Youth Class

**CHAMPION** (each age division)

## ◻ **Open-Class Knitting** ◻

**Superintendent: Susan Hartwich**  
(classes split hand knitted versus machine)

### **Blanket (any size)**

00350...Adult 10350...Youth Class

### **Baby Article or set**

00351...Adult 10351...Youth Class

### **Edging and Laces --**

(handkerchief, edged collars)

00352...Adult 10352...Youth Class

**Garment --** includes (sweaters, ponchos, shawls )

00353...Adult 10353...Youth Class

### **Small Article**

(mittens, scarves, headgear)

00354...Adult 10354...Youth Class

### **Small Thread Article -** doilles

00355....Adult 10355...Youth Class

### **Other --**

00356...Adult 10356...Youth Class

**CHAMPION** (each age division)

## ◻ **Textile Construction** ◻

### **Adult Garments**

00271...Adult 10271...Youth Class

### **Children Garments**

00272...Adult 10272...Youth Class

### **Others**

00273...Adult 10273...Youth Class

**CHAMPION** (each age division)

## ⌘ **Demonstrations/** **Public Presentations** ⌘

**Superintendent: Erin Tynon**

### **Illustrated Talks / Demonstration /** **Public Speaking / Project Talks**

Presentations should be of sufficient length to cover the topic adequately, 5 minutes minimum and 15 minutes maximum. If you are using electronic visuals please have a copy of your slides inside a folder. **This may be team or individual.**

Demonstrations /Illustrated Talks given at the county fair can be used for Achievement Award applications as taking part in a county event that is not already listed. This can also be done at State Fair

**41360 : 4-H'ers all ages**

## **4-H**

### **ENERGY MANAGEMENT**

**Superintendent: Isaac Wilber and**  
*Hayes Rickstrew*

**1.** Each exhibitor may enter 3 articles in this division, only one article per class. **2.** Articles may have been used, but if so, should be cleaned before exhibiting. **3.** A sheet of operating instructions should be furnished for any exhibit not self-explanatory. **4.** Exhibit should be able to be operated. If battery power is required, batteries should be furnished. **5.** Any project with a complexity of size or electronics must have **(A)** instructions for assembly and use, and **(B)** equipment available at the

time of judging for actual testing of the exhibit. 6. Gasoline engines cannot be exhibited in this division. 7. No hand-dipped solder used on exhibits.

#### 40401: AC Electric Projects

Electric projects with a 110 or 120 V alternating current (AC) power source. Some project examples are household wiring demonstrations, small appliances extension cords, trouble lights, indoor or outdoor wiring boards, or shop lights. Projects may be a restoration or original construction. The project must be operational and meet minimum safety standards. AC projects must be 110/120V, no 240 V exhibits are allowed, and must be constructed so that judges have wiring access to examine the quality and safety of workmanship.

#### 40402: DC Electric Projects

Electronic projects with a battery or direct current power source. This class includes electric kits or original projects. This class also includes demonstration DC Powered projects. Examples include; wiring two or three way switches, difference between series/parallel lighting circuits or wiring doorbells switches. All DC electric projects must work with batteries supplied by 4-H'er. Projects must be constructed so that the judges have access to quality of wiring workmanship.

#### 40403: Electronic Projects

Electronic projects with a battery or direct current power source. This class includes electronic kits or original projects. Ex: include radios, telephones, toy robots, light meters, security systems, etc. May be constructed using printed circuit board, wire wrap, or breadboard techniques, Include instruction/assembly manual if from kit. Include plans if an original. Projects must be constructed so judges have access to quality of wiring workmanship

#### 40404: Educational Displays

This class includes any educational displays, exhibits or science fair projects which DO NOT have a power source, i.e. exhibits, posters or displays of wire types, conduit types, electrical safety, tool or motor parts identification or electrical terminology. Educational displays and exhibits must be legible from a distance of four feet.

#### Small Engine Repair —

(Include a description of what was repaired and the cost of repairs.) (No gasoline in engines.)

**40416: Display** — selecting one of the following: 1) a display identifying different engine or lawn and garden equipment parts or a display showing the function of the various engine or lawn and garden equipment parts; or 2) a display identifying and explaining the functions of different special tools needed for small engine work; 3) display illustrating and providing the results of any one of exper-

iments that are included in the project books. No complete engines, lawn tractors, tillers, chainsaws are permitted for display.

**40417: Maintenance** — Exhibit a display that illustrates either 1) Routine maintenance procedures or 2) Diagnosing, troubleshooting specific problems in an engine. No complete engine, lawn tractors, tillers, chainsaws, etc. are permitted.

**40418: Operation** — Exhibit an operable small engine (no more than 20 HP) overhauled or rebuilt by the member. Include maintenance schedule for the engine and a brief description of steps taken by the member overhauling or rebuilding the engine. Maximum tri-fold size is 3' by 4'. Engine should contain no fuel in tank / carburetor.

#### Wind Energy —

All exhibits in this division are limited in size to standard, tri-fold, display boards (36"x48") and items may not extend beyond 12" from the back board. All displays must be self standing.

#### 40420: Educational Display -

Create an exhibit that addresses a focused topic related to wind power as a renewable energy source.

**40421: Experiment** -Display an experiment addressing a problem or question related to wind power as a renewable energy source. Include hypothesis, background research, variables, a control, data, findings, conclusions and recommendations for future study.

### ♣ FAMILY STUDIES ♣

**Superintendent: Cathy and Isabella Wilber.**

Information sheets should be on a half sheet of 8.5" X 11" paper placed with the entry tag. Information sheet may be in a plastic bag. Include the following on the information sheet: (1) Where did I get the idea for this exhibit? (2) What decisions were made to make sure this exhibit is safe for a child to use? (3) Tell two characteristics of a child of this age that help in the appropriateness of the exhibit for age of the child? (4) How does this exhibit attract a child's attention, what can they learn from this exhibit. (5) Refer to general rules: educational exhibit guidelines.

**40610** Toy, game, or activity made for baby (birth - 19 months)

**40611** Toy, game, or activity made for toddler (18 months - 3 years)

**40612** Toy, game or activity made for preschooler (3-5 years)

**40613** Toy, game or activity made for grade school (6-9 years)

**40614** Activity with a younger child

poster or scrapbook- showing 4-Her working with a child age 0-8 years. May show a specific activity such as making something with the child, or other child care and interactions as the 4-Her chooses. May include photos, captions, story, or essay.

**40620** Babysitting Kit

**40621** Family Involvement Entry — Exhibit should show an activity that the family did together. It might include something made such as a doll house or feed bunk. A family reunion, a celebration of a family milestone, a trip or vacation, community service project, etc. Photographs are encouraged..

**40630** Family History Scrapbook

**40631** Educational exhibit

#### CHAMPION

### ♣ 4-H ENTOMOLOGY

**Superintendent: Tammy Bryant**  
4-H member may exhibit in ENTOMOLOGY COLLECTION, ENTOMOLOGY NOTEBOOK and/or EDUCATIONAL DISPLAY categories. The Notebook category also has an Introductory class that 4-Hers may exhibit in the State Fair as long as they meet age requirements and County Fair ribbon placing requirements. An Introductory Entomology Collection Class exhibit is encouraged for county fairs (first year members only), but these may not be exhibits at the State Fair. Resources for exhibiting can be found on the Kansas 4-H Entomology Project Page.

#### Collections Classes

All entries should be submitted in an 18 x 24 x 3.5 inch wooden display box with a clear plastic top (such as plexiglass). Boxes can be handmade or purchased as long as they are of the correct size and do not have a glass top. 4-Hers may choose to use one of two taxonomies: As printed in "Insects in Kansas" book or as printed on the "Insects in Kansas Book: 2016 Revised Taxonomy", which follows bugguide.net. Each exhibitor is required to identify each box with two identification labels bearing exhibitor's name, county or district, the class, and statement of taxonomy used: One label goes in the upper left corner of the box (inside) and the other on the lower right corner of the box (outside). Arrange specimens in the box so it can be displayed lengthwise. The number of orders, specimens (and families where required) must be included on both of the exhibitor's box identification label. Only one adult insect per species can be used in the Collection boxes and notebook classes, unless labeled as male or female and correctly identified. Arrangement of specimens: The preferred method is to arrange the insects in groups or rows parallel to the short sides of the box. Specimens are to be arranged by Order in the box, then Family where required. Two labels should be centered on the

pin beneath each specimen. First (closest to the specimen) is the common name label and the second label should include date/locality. Full county name, state abbreviation and collector name should be on the second label. Collector's name (or host) on the date/locality label is optional. The specimens should be collected by the exhibitor and should focus on Kansas insects. Insects may be collected from one county into bordering states and labeled accordingly. Please refer to "Entomology Collection Exhibit Resource" for full details on out-of-state insects collections. Only Specimens of the class Insecta should be included. Purchased insects are not to be exhibited in collections, but they may be used in educational displays. Specimens of soft bodied insects such as aphids, lice, termites, etc. should be exhibited in alcohol filled vials; however, the use of alcohol filled vials should be limited to only those specimens that lose their shape when pinned, since the vials pose a significant hazard to the rest of the collection if they become loose in transit.

### Educational Display Classes

Share with others what you learned in this project. Exhibit any activity or learning experience related to the field of entomology or the Teaming with Insects curriculum that does not fit into Entomology Collection or notebook classes. Follow copyright laws as explained in the General Rules. The exhibit may be, but isn't limited to, original works, digital presentations (must provide printed hardcopy for exhibit purposes for duration of state fair), programs, websites, games, apps, display box, notebook, display or poster which you have made. If the exhibit is a wooden display box, it must be 18 X24 X 3.5 inches with a clear plastic top (such as plexiglass) and displayed horizontally. If the exhibit is a poster, it must not be larger than 22" X 28". If the exhibit is a display, maximum size is not to exceed a standard commercial 3' X 4' tri-fold display board. Name and county/ district must clearly be marked on educational exhibits.

### Notebook Classes

#### 40702: Beginning I Entomology

**Collection** — Display in one standard box a minimum of 50 and maximum of 125 species representing at least 7 orders. Follow the general guidelines listed for Collections. Members can exhibit in this class a maximum of 3 years, or until they receive a purple ribbon at the Kansas State Fair, whichever comes first.

#### 40703: Beginning II Entomology

**Collection**—Display in one standard box a minimum of 75 and maximum of 150 species representing at least 9 orders. Follow the general guidelines listed for Collections. Members can exhibit in this class a maximum of 3 years, or until they receive a purple ribbon at

the Kansas State Fair, whichever comes first.

#### 40704: Beginning Educational

**Exhibit**—Class for individuals that are exhibiting in the Beginning I and II Collection or Beginning Notebook Classes. If only exhibiting in this category, then ages 9-12.

#### 40705: Beginning I Entomology

**Notebook**—Display a minimum of 10 and a maximum of 30 insect species representing at least six different orders. Follow the general guidelines listed for Notebooks, including the Special Project. A 4-H member must be of minimum age to complete at the Kansas State Fair. A 4-H member may exhibit in this class for a maximum of two years.

#### 40706: Beginning II Entomology

**Notebook** Display a minimum of 20 and a maximum of 60 insect species representing at least 7 different orders. Follow the general guidelines listed for all Notebooks, including the Special Project. Members can exhibit in this class a maximum of 3 years or until they receive a purple ribbon at the Kansas State Fair, whichever comes first.

#### 40707: Intermediate Entomology

**Collection**—Display a minimum of 100 and a maximum of 300 species representing at least 10 orders. Two standard boxes can be used. Follow the general guidelines listed for Collections. In addition, family identification is required for all insects in any two of the following six orders: (Only two will be counted for judging) "Insects in Kansas" book – Orthoptera, Hemiptera, Homoptera, Coleoptera, Hymenoptera, and/or Diptera or "Insects in Kansas Book: 2016 Revised Taxonomy", which follows [www.bugguide.net](http://www.bugguide.net) - Odonata, Orthoptera, Hemiptera, Coleoptera, Hymenoptera, and/or Diptera

#### 40708: Intermediate Entomology

**Notebook** — Display a minimum of 60 and a maximum of 100 species representing at least 9 orders. Follow the general guidelines listed for Notebooks, including the Special Project. In addition, family identification is required for all insects in any two of the following six orders: (Only two will be counted for judging) "Insects in Kansas" book – Orthoptera, Hemiptera, Homoptera, Coleoptera, Hymenoptera, and/or Diptera or "Insects in Kansas Book: 2016 Revised Taxonomy" which follows [www.bugguide.net](http://www.bugguide.net) - Odonata, Orthoptera, Hemiptera, Coleoptera, Hymenoptera, and/or Diptera A 4-Her may exhibit in this class for a maximum of three years. A 4-H'er may move up if they receive a purple ribbon.

#### 40709: Intermediate Educational

**Exhibit**—Class for individuals that are exhibiting in the Intermediate Collection or Intermediate Notebook Classes. If only exhibiting in this category, then ages 11-14.

#### 40710 : Advanced Entomology

**Collection** — Display a minimum of 150 and a maximum of 450 species representing at least 12 orders. Three standard boxes can be used. Follow the general guidelines listed for Collections. Family identification is required for all insects belonging to the six basic orders as outlined under the Intermediate phase. Only families in the above six orders will be counted for judging. Family identification of insects in the remaining orders is optional, but desirable as long as accuracy is maintained. On a piece of paper list what you did to improve your collection during the current year. Examples: what insects did you add or replace; what orders and/or families you added; what Leadership you provided in this project; and/or what insects you have studied. Attach paper to the back of one of the display boxes. All Members may continue to exhibit in this class at the Kansas State Fair for an unrestricted number of years as long as they remain eligible for 4 H membership.

#### 40711: Advanced Educational Exhibit

Class for individuals that are exhibiting in the Advanced Collection or Advanced Notebook Classes. If only exhibiting in this category, then ages 13 or older.

#### 40712: Advanced Entomology Notebook—

Display a minimum of 100 and a maximum of 200 species representing at least 12 orders. Follow the general rules listed for Notebooks, including the Special Project. Follow the general guidelines listed for notebooks. Family identification is required for all insects belonging to the six basic orders as outlined under the Intermediate phase. Only families in the above six orders will be counted for judging. Family identification of insects in the remaining orders is optional, but desirable as long as accuracy is maintained. Members may continue to exhibit in this class for an unrestricted number of years as long as they remain eligible for 4-H membership. of 30 insect species representing at least six different orders. Follow the general rules listed for Notebooks. A 4-Her may exhibit in this class for a maximum of 2 years.



## ♠ FOODS ♠ COUNTY COMMISSIONER

### ♠ COOKIE JAR ♠

Anyone enrolled in a 4-H food project may enter this division at the fair. Size of glass jar is one gallon. Decoration of jar counts 25%. Jar must be completely full with at least **five** different kinds of cookies made from scratch and individually wrapped. Bring one sample of each cookie on a plate identified so judge will not need to open the jar. The winning cookie jar will be presented to the Pottawatomie County Commissioners at their next meeting. **Class # is:**

**40843:** 4-H member

**40844:** 4-H Club

**00844:** Open Class

*These will be judged at Food Judging*

### ♠ Food Gift Package ♠

**No alcoholic beverages will be accepted.** It must contain at least 3 different food items, (**prepared for human consumption**) by the 4-H'er, in a suitable container no larger than 18"x18"x18". Prepared food items must have recipes attached with the entry. *Additional home-made food items beyond the 3 minimum, or purchased items may also be included in the gift basket.* On the back of the entry card, answer these questions: a) what is the intended use; b) what food safety precautions were taken during and after preparation? **This entry will count as a non-perishable food product,** (as one of the three food products under classes **40801, 40802, 40804, 40805, 40807, 40808** not as an educational exhibit.)

**40813:** Junior Division

**40814:** Intermediate Division

**40815:** Senior Division

## ♠ FOODS ♠

### ♠ FOODS AND NUTRITION ♠

**Superintendent:** Erin Tynon

Complete recipes are required for all food product exhibits. (**If no recipe is attached, ribbon will be dropped one placing.**) Entire product must be entered and uncut. Cookies and rolls (three each) must be the same shape and same recipe. Cakes may be from scratch or a commercial mix. All unfrosted cake shall be exhibited in upright position with top crust showing, except for those cakes made with special designs, such as Bundt cakes. These should be top crust down. **No special decorated event cakes will be exhibited.** Fruit pies are the only type of pie. Products using whole grain flours, fruits, nuts, etc. are encouraged. For food

safety purposes, any food with custard and dairy-based fillings and frostings (ex. Cream cheese) raw eggs, flavored oils, "canned" bread or cakes in a jar, cut fresh fruit or any food requiring refrigeration (ex. Bacon) or unbaked exhibit with raw flour (ex. No bake cookies) will be disqualified and not judged. Refer to K-State Research and Extension publication, 4-H888, Judge's Guide for Food and Nutrition Exhibits, for information to help you make informed, safe food exhibit decisions. Alcohol (ex. Wine, beer and hard liquor) is not allowed as an ingredient in food entries. Entries with alcohol in the recipe will be disqualified and not be judged. Baked products that can be removed from the pan should be placed on a plate, covered cardboard or disposable container of appropriate size for the exhibit. All exhibits should be identified with label/class number/product/name/county on bottom of plate or cardboard. Exhibits should be in food grade plastic bags, disposable plastic containers or boxes of appropriate size for the exhibit. **DO NOT WRAP IN PLASTIC WRAP.** For those exhibits brought to be judged that do not meet these requirements, clear plastic bags will be available and must be purchased.

### ♠ 4-H FOODS/NUTRITION ♠

No exhibitor may **make more than three entries (including whole grain, food product, food gift package, educational exhibit.)**

**The Whole Grain food category.** A product must contain *at least* 51% of the total ingredients (by volume) of grain products; and of those ingredients *at least* 51% should be whole grains. Examples of whole grains include: whole wheat, whole corn meal, oatmeal (quick or regular), buckwheat, bulgur, and many others. To determine if your food product qualifies, total all of the ingredients in the recipe and slightly over half should be grain-based. The 4-H'er must list the % of whole grain ingredients on the recipe card. It is strongly recommended to have a nutritional analysis of the recipe for the judge to review. A **grand champion** in Junior, Intermediate and Senior levels will be chosen by the judges. **Decorated special event cakes** will no longer be accepted for exhibit. After exhibits have been judged, a sample of the entry will be displayed for the public. The remainder of the exhibits will be offered for sale, with the **proceeds going to the local food pantries.** A **modified non-perishable food product** is a product that has been modified from original recipe to nutritionally enhance the food product. An 8½ by 11" page (front and back) with original recipe and modifications made and a narrative to describe why modifications were made and lessons learned such as: nutritive value, changes in appearance, doneness, aroma, flavor, tenderness or

texture. **Educational Exhibits:** If a poster, it must not be larger than 22" by 28". May be notebooks or other displays. State Fair allows a total space of no more than 12" high by 12" deep and 18" long. Exhibits must be in the form of a poster, notebook or display. **NOTE:** A collection of your favorite recipes in a recipe box does not constitute an educational exhibit. State Fair allows each exhibitor one baked product and one educational display.

**40801: Junior Division - food product**

**40802: Junior Division - whole grain food product**

**40803: Junior Division - modified non-perishable food product**

**40804: Junior Division - educational exhibit**

**40805: Intermediate Division - food product**

**40806: Intermediate Division - whole grain food product**

**40807: Intermediate Division - modified non-perishable food product**

**40808: Intermediate Division - educational exhibit**

**40809: Senior Division - food product**

**40810: Senior Division - whole grain food product**

**40811: Senior Division - modified non-perishable food product**

**40812: Senior Division - educational exhibit**

\*Champion overall bread winner receives an award from the KS. Wheat Commission

### ♠ 4-H Table Setting ♠

**Superintendent :**

*Montenegro Family*

Judging will be held in conjunction with the pre-fair judging day. 1. Members enrolled in Foods and Nutrition may exhibit. Exhibitor is limited to one exhibit. This is in **addition** to the 3 entries allowed in Foods and Nutrition. 2. All supplies must be furnished and kept in order by the exhibitor. Bring your own card table. No food should be used. 3. This is a county contest; there is no State Fair contest. 4. All exhibitors must sign-up that day to be conference judged. There will be five minute time slots. 5. Exhibitors must set up their table between 8:30 a.m.- 10:00 a.m. Exhibitors may take down their place setting after the judge has completed judging *all* of the table setting exhibits. 6. Exhibitors must bring their place setting (Only one plate no stacking of table service to be exhibited at the fair.) (West Building display cases - no card table). This is required to re-

ceive your ribbon and premium. Exhibitors should enter their exhibit from 2-4 p.m., Wednesday, during (Foods judging). 7. Junior, intermediate and senior champions will be awarded. Entries with alcohol in the recipe or on the menu will be not be judged.

#### Individual Place Setting /Menu plan -- EACH DIVISION SHOULD HAVE:

On one sheet (8.5 x 11"), explain the meal theme/occasion and list menu to be served. Arrange one complete individual place setting which may include linen, dishes, silver and centerpiece for one course only as indicated on menu sheet.

#### 40820: Junior Division

#### Foods Judging Schedule:

4-H Judging Schedule will be set shortly. We are looking to allow for Social distancing

#### 40821: Intermediate Division --

(Tell how menu meets current My Plate)

#### 40822: Senior Division --

(Tell how menu meets current My Plate) Seniors also include meal preparation, order, timeline and serving steps.

#### △ Open-Class Foods △

Follow 4-H rules pg. 16. Following the judging, all cash-prize winning entries will remain on exhibit; other entries will be returned to contestant upon request or donated to the 4-H Council for their food sale. If open class food product is not picked up by 5:00 p.m., it will be sold at the 4-H food auction. A **grand champion** will be chosen.

#### △ Bread & Rolls△

##### Biscuits

00801...Adult 10801...Youth Class

##### Bread Basket

(12) assorted dinner rolls & buns etc.

00802...Adult 10802...Youth Class

##### Bread Machine

00803...Adult 10803...Youth Class

##### Cinnamon rolls --3 per recipe

00804...Adult 10804...Youth Class

##### Coffee cake --

00805... Adult 10805...Youth Class

##### International Bread

00806...Adult 10806...Youth Class

##### Muffins--

00807...Adult 10807...Youth Class

##### Other --

00808...Adult 10808...Youth Class

##### Quick Bread

00809...Adult 10809...Youth Class

##### Quick Bread Microwave

00810...Adult 10810...Youth Class

##### White Yeast Bread

00811...Adult 10811...Youth Class

##### White Yeast Rolls -- 3 per recipe

00812...Adult 10812...Youth Class  
**CHAMPION** (each age division)

#### △ Modified non-perishable food product △

Follow 4-H Food & Nutrition rules

00814...Adult 10814...Youth Class

**CHAMPION** (each age division)

#### △ Whole Grain △

**Cake** frosted or un

00815...Adult 10815...Youth Class

##### Yeast Bread --

00816...Adult 10816...Youth Class

##### Yeast Rolls (3 per recipe)

00817...Adult 10817...Youth Class

##### Cookie (3) --

00818...Adult 10818...Youth Class

**CHAMPION** (each age division)

#### △ Bread Sculpting Contest △

##### 00819..... Bread Sculpting

NEW at State Fair see State Fair details for times at the State Fair.

**County winner can go on to State fair.**

Divisions at State Fair will be

1. County Fair Contest winner
2. 2. State Fair Open Class entry

#### △ Cake △

**Angel Food**, unfrosted (top side up)

00820...Adult 10820...Youth Class

**Chiffon** -- unfrosted (top side up)

00821... Adult 10821...Youth Class

**Cupcakes** -- (frosted (3)

00822... Adult 10822...Youth Class

**Layer, chocolate -- frosted**

00825...Adult 10825...Youth Class

**Layer, white or yellow -- frosted**

00826... Adult 10826...Youth Class

**Microwave cakes**—top side up

00827...Adult 10827...Youth Class

##### Other

00828...Adult 10828...Youth Class

**Sponge** -- Unfrosted (top side up)

00829...Adult 10829...Youth Class

**CHAMPION** (each age division)

#### △ Pastries △

*No cream or custard pies will be accepted.*

*Fruit pies only. Fruit Pie --*

00857...Adult 10857...Youth Class

**CHAMPION** (each age division)

#### △ Candy △

**Candy plate --**

00835...Adult.....10835...Youth Class

**Divinity (3) --**

00836... Adult..10836...Youth Class

**Fudge (3) --**

00837... Adult ... 10837...Youth Class

**Microwave (3) --**

00838...Adult ... 10838...Youth Class

**Other (3) --**

00839... Adult... 10839...Youth Class

**Peanut Brittle (3) --**

00840... Adult ..10840...Youth Class

## CHAMPION

#### △ Cookies △

**Bar (3) brownies included**

00845...Adult .....10845...Youth Class

**Drop (3) --**

00846... Adult..10846...Youth Class

**Fancy cookie plate (6 variety)**

00847... Adult... 10847...Youth Class

**Microwave cookies (3) --**

00848...Adult...10848...Youth Class

**Molded cookies (3) --**

00849... Adult...10849...Youth Class

**No-Bake (3) --**

00850... Adult...10850...Youth Class

**Other (3) --**

00851... Adult... 10851...Youth Class

**Pressed (3) --**

00852...Adult... 10852...Youth Class

**Refrigerator (3) --**

00853... Adult....10853..Youth Class

**Rolled (3) --**

00854... Adult ... 10854....Youth Class

**CHAMPION**

## ♣ △ FOOD PRESERVATION

### ♣ 4-H Food Preservation ♣

All exhibits must have been prepared since previous year's County fair, and recommended methods of processing used. Processing methods that will be disqualified include: open kettle canning, over canning, sun canning and using electric multi-cookers. Homemade recipes or other untested recipes will be disqualified for safety reasons. Recipes must be from 1995—present **AND MUST BE ADJUSTED FOR ALTITUDE based on your processing location, or it will be disqualified.** Low-acid products must be pressure processed properly for the altitude residence. Alcohol is not allowed as an ingredient in food preservation entries. Entries with alcohol in the recipe will be disqualified and not be judged. Pickles and sweet spreads must be processed using the waterbath process for altitude of residence.

**For correct head space please refer to the Ball Bluebook of Preserving, (which is available at the Extension Office.) [www.Freshpreserving.com](http://www.Freshpreserving.com).**

Exhibits must be sealed in non-decorated, clean standard canning jars with matching brand (use Ball lids on Ball jars, or Kerr lids on Kerr jars, etc.) two piece lids. Do not use colored jars. Jars must be sealed when entered. Jelly must be in ½ pint or pint jars. All other products must be in pint or quart jars. **Each jar exhibited must be labeled.** The label must not cover brand name of jar. The label must give: Class No, Product, Altitude where processed, Canning Method (water bath, weighted gauge or dial gauge pressure



method), process time, pressure (psi), date processed including month and year, Name, and County/District. Label must not cover brand name of jar. Use a rubber band to attach exhibit card to jars. Recipe must include exhibitor name, recipe source, date of publication and altitude of residence. Complete recipe and instructions must be attached with entry card or ribbon placing will be lowered. All containers of pickles, jelly, and other sweet spreads may be opened and tasted for quality by the judge. Bring an extra jar to show if jar is opened. Refer to Extension publication, 4-H 712, Food Safety Recommendations for Acceptable Fair Exhibits, and Kansas 4-H Foods & Nutrition leader notebook, Level 4, pg. 73. If dried food product is not in a canning jar, it will be lowered one ribbon rating. Suggested amount: 1/3 – ½ cup, or three or four pieces per exhibit. All meat jerky must be heated to an internal temperature of 160 degrees F before or after drying. This is not the drying temperature! Dried products must include the recipe, preparation steps and heating instructions. Jerky not heated to an internal temperature of 160 degrees F will be disqualified and not be judged. No exhibitor may make more than two entries. Only one entry per class

**40860:** Sweet Spreads, Jams, Preserves,  
**40861:** Fruits and Juices  
**40862:** Low-acid Vegetables  
**40863:** Pickles and Relishes  
**40864:** Tomato/Tomato Products  
**40865:** Dried Meats  
**40866:** Dried Foods - One small jar

### △ Open Class Food Preservation Foods (Dehydrated)

**Fruits --**  
00860...Adult 10860...Youth Class  
**Other --**  
00861... Adult ..10861... Youth Class  
**Vegetables --**  
00862... Adult ..10862... Youth Class  
**CHAMPION** (each age division)  
**Fruits & Vegetables (canned)**  
**Apples --**  
00865...Adult ..10865... Youth Class  
**Applesauce**  
00866...Adult ..10866... Youth Class  
**Apricots --**  
00867...Adult ..10867... Youth Class  
**Asparagus**  
00868... Adult ..10868... Youth Class  
**Beans, green**  
00869...Adult ..10869... Youth Class  
**Beans, yellow wax**  
00870...Adult..10870... Youth Class  
**Beets --**  
00871...Adult ..10871...Adult Class  
**Carrots --**  
00872...Adult ..10872... Youth Class

**Cherries --**  
00873... Adult ..10873... Youth Class  
**Corn --**  
00874...Adult ..10874... Youth Class  
**Mixed vegetables**  
00875...Adult..10875... Youth Class  
**Other --**  
00876...Adult ..10876... Youth Class  
**Peaches --**  
00877...Adult .. 10877... Youth Class  
**Pears --**  
00878... Adult .. 10878... Youth Class  
**Peas --**  
00879...Adult ..10879... Youth Class  
**Tomato juice -**  
00880...Adult ..10880... Youth Class  
**Tomatoes--**  
00881...Adult..10881... Youth Class  
**CHAMPION** (each age division)

### Meats

**Beef --**  
00885...Adult ..10885... Youth Class  
**Pork --**  
00886... Adult ..10886... Youth Class  
**Poultry --**  
00887...Adult ..10887... Youth Class  
**CHAMPION** (each age division)

### Pickles & Relishes

**Beet --**  
00890...Adult ..10890... Youth Class  
**Bread & Butter**  
00891...Adult ..10891... Youth Class  
**Chili sauce or catsup**  
00892... Adult ..10892... Youth Class  
**Cucumber, sweet**  
00893...Adult ..10893... Youth Class  
**Dill pickles --**  
00894...Adult ..10894... Youth Class  
**Other--**  
00895...Adult..10895... Youth Class  
**Other Fruit pickle --**  
00896...Adult ..10896... Youth Class  
**Other vegetable pickle**  
00897... Adult ..10897... Youth Class  
**Picante/salsa**  
00898...Adult ..10898... Youth Class  
**Relish or chow chow**  
00899...Adult..10899... Youth Class  
**CHAMPION** (each age division)

### Jams, Jellies, & Preserves

**Fruit butter --**  
00910...Adult ..10910... Youth Class  
**Conserves --**  
00911...Adult ..10911... Youth Class  
**Jam --**  
00912... Adult ..10912... Youth Class  
**Jelly --**  
00913...Adult ..10913... Youth Class  
**Marmalade**  
00914...Adult..10914... Youth Class  
**Other--**  
00915Adult..10915.. Youth Class  
**Preserves --**  
00916...Adult ..10916... Youth Class

**CHAMPION** (each age division)

### 4-H FOOD SALE

Will not be happening during the 2020  
Pottawatomie county fair due to  
COVID-19

### ♣ 4-H GEOLOGY ♣

**Superintendent:** *Rob/Lesa Reves*

1. Exhibit boxes should be 18" by 24" by 3 1/2". All specimens to be arranged across the narrow (18") dimension of the exhibit box, making the exhibit 18" across the top and 24" deep. Box must have plexiglass cover that is removable from the top. 2. Each exhibitor is required to identify each display by placing an ID label bearing name, county, class #, and number of specimens in the upper left-hand corner of the glass cover (inside), and attach a label with the same info to lower right-hand corner of box (outside). 3. Specimens should be labeled with number of specimens, date collected, and specimen name or description, and locality (county) where collected. 4. For Geology classes 41002, 41003, and 41004, specimens should be mounted in the box by proper groups: rocks, minerals, and fossils.

5. Specimens collected from counties bordering Kansas will not count in minimum #. 6. Geology judging will be prior to the Fair. ✓ Fair Calendar for, time and place. 6. All specimens must be collected (not purchased) from locations in Kansas with the exception of Tri-State Mining Area specimens collected from these three adjacent counties Ottawa Co., Oklahoma, Newton and Jasper County, Missouri. Other out of State specimens will not count in the minimum number for the class.

### 41001: Level I Beginning Geology (option for 7-, 8-, and 9-year-olds only) 1.

If an exhibit is made in this class, an additional exhibit may be made only in Class 41006 -Special Geology Exhibit. 2. Specimens should be glued to a piece of very heavy white poster board or foam core board no larger than 22" by 32". 3. Display at least 15 specimens. 4. Group & label the specimens according to two categories: Fossils or Rocks/ Minerals. 5. All specimens must be collected in the state of Kansas during the current 4-H year. 6. Each exhibitor is to identify each display by placing an id label bearing name, county, # of specimens in the upper left-Hand corner of the plexiglass cover (inside-use clear double-sided tape to adhere gummed labels) by attaching a label with the same information on the lower right corner of the box (outside). 7. The phrase, "Beginning Geology" should be at the top of the display. 8. Write about each specimen on a small sheet of white paper or note card,



glued underneath the appropriate specimen. For fossils -- a) Specimen #; b) Date collected; c) Location found; d) If specimen is portion or a complete fossil; e) Environment in which fossil lived; f) Name (optional). Rocks and minerals should be displayed so freshly fractured surface is visible. For rock and/or minerals -- a) Specimen #; b) Date collected; c) Location found; d) Color; e) Hardness; f) Texture or grain; g) Luster; h) Name (optional). Quality of specimens, visible fractured surface of rocks and minerals, completeness of information, and following rules will be considered in judging. **Genus name is to begin with a capital letter. Species name is all lower case. Genus and Species names must either be italicized or underlined, not both. The words "phylum, class, genus" on labels are to be spelled out, not abbreviated.**

**41002: Display at least 15 rocks, minerals, fossils,** 5 of which are collected during the current 4-H year. Limited to one exhibit box. This class may be exhibited at State Fair only one year. Fossils must be identified to the phylum level.

**41003: Display at least 30 different rocks, minerals, and fossils,** at least five of each. Five specimens must be collected during the current 4-H year. Limited one exhibit box. This class is open to those exhibiting either first or second time at County or State Fair. Fossils must be identified to phylum level.

**41004: Display at least 45 rocks, minerals or fossils,** at least five of each. More than one specimen of the same kind of rock or mineral species of fossil may be exhibited if this duplication represents different geological formations. Specimen label must show this distinction (Fort Hays limestone, not just limestone; exact species must have different formation names listed on the ID card: Composita Brachiopods from Morrill Limestone, not just Brachiopods or Composita Brachiopods). Exhibit limited to two exhibit boxes. Five specimens must be collected during the current 4-H year. Rocks must be identified by their proper name and type. Fossils must be identified to the phylum level. This class is open to those exhibiting either the third or fourth time at County or State Fair.

**41005: Display at least 60 rocks, minerals or fossils,** at least five of each. More than one specimen of the same kind of rock or mineral species of fossil may be exhibited if this duplication represents different geological formations. Specimen label must show this distinction (Fort Hays limestone, not just limestone; exact species must have different formation names listed on the ID card: Composita Brachiopods from Morrill Limestone, not just Brachiopods or Composita Brachiopods). Exhibit limited to two boxes. Exhibit must include five specimens of current 4-H year's work. Rocks must be identified by their proper

name and type. Fossils must be identified to the phylum, class and genus levels if possible. This class is open to those exhibiting the fifth time or more at County or State Fair.

**41006: Geology - Special exhibit** relating to everyday living, or to a mineral test, a rock formation, geological history, species of a fossil, forms of one mineral, a variation of one kind of rock, archaeological artifacts, or Indian artifacts. Exhibit limited to four feet of table space.

**41007: Mineralogy:** Display a minimum of 15 mineral specimens collected in Kansas, at least 5 of which have been collected during the current 4-H year. The minerals are to be grouped by mineral class (i.e. Carbonates, oxides, silicates), and at least 3 classes must be represented. The member must use one standard display box. The specimens must be labeled with the number of the specimen, date collected. Name of specimen, county where collected, chemical composition (ie. CaCO<sub>3</sub> for calcite) if known.

### △ OPEN CLASS GEOLOGY △

Display at least 15 specimens. Group & label specimens according to categories. All specimens must be collected in the state of Kansas during current 4-H year.

### ADULT CLASS

**01002:** Display at least 15 rocks, minerals/ fossils

**01003:** Display at least 30 different rocks, minerals, and fossils at least 5 of each

**01004:** Display at least 45 different rocks, minerals, and fossils at least 5 of each

**01005:** Display at least 60 rocks, minerals or fossils, at least 5 of each

**01006:** Geology - Special Exhibit

**01007:** Mineralogy

**Champion**

### YOUTH CLASS

**11001: Shoe Box Geology** - rocks, minerals, fossils -- (Box may be a cardboard shoe box or plastic bin no larger than 240 square inches and placed on its side for show. Secure specimens with glue and attach label below item. Cover box with a sheet of plastic wrap or acrylic glass taped across the opening of box.)

**11002:** Display at least 15 rocks, minerals and fossils

**11003:** Display at least 30 different rocks, minerals, fossils at least 5 each

**11004:** Display at least 45 different rocks, minerals, fossils at least 5 each

**11005:** Display at least 60 rocks, minerals or fossils, at least 5 of each

**11006:** Geology - Special Exhibit

**11007:** Mineralogy

**Champion**

### □ 4-H HOME ENVIRONMENT

**Superintendent: TBD**

1. No exhibitor may make more than one

entry in any one class. State Fair allows one entry per exhibitor. **2.** Articles may have been used, but if so, shall be carefully laundered or cleaned before being exhibited. **3.** A summary including plans, explanation of how the items was made or refinished, and how it fits into the color and design of the room. Summary could also include project inspiration, challenges, who helped you, and any other information that could be helpful to the judge. Summary should be in a plastic protective sleeve and attached to exhibit **4.** Only articles to be judged may be included in the exhibit. **5.** A single exhibit cannot be exhibited as part of a group and vice-versa. **6.**

**Room Area Exhibits**— Room exhibit shall be accompanied by a story or a picture explaining work accomplished, plus the color scheme and floor area record. Also include any long-term plan for your improvements and cost of improvements made up to the current year. Do not include current year's costs. Include different articles that can effectively represent work in project, pleasingly fill a 30" by 30" space, approximately. Exhibit will tell whole story, so exhibit doesn't have to include everything.

**41101: Room Exhibit** (Not qualifying category at State Fair)

**41102: Single Exhibit – Repair/Refinished**

An article (furniture, fixtures, interior or exterior, etc.) made or refinished by a 4-H'er for the home

### 41103: Design Board

Boards must be on foam core a standard tri-fold display. Include color scheme, wall treatment, floor treatment, samples, etc. and/or floor plans for a room. Must include attached summary

### 41104: Notebook

Notebooks may include floor plans, swatches, colors, stories, photographs, and project records which detail what was accomplished this year with a given indication of long-term plans. Notebooks should also include project inspiration, challenges, who helped you, and any other information that could be helpful to the judge. Additional summary is not required for Notebook exhibits.

## HORTICULTURE ☼FFA△

**Superintendent: Kathy Honig / Karen Matson**

**1. Maximum of five entries** – Each exhibitor is limited to a maximum of five entries TOTAL which includes horticulture and flowers. limited to one entry of each variety (including flowers and horticulture). **2.** A foam or paper plate (preferably a strong one) is necessary for displaying vegetables and fruit. Choose a plate appropriate to the size of your display. Use the "Exhibiting Fruits & Vegetables" bro-

chure when preparing exhibit. K-State publication C-405. (Go to: [www.oznet.ksu.edu/library/hort2/c405.pdf](http://www.oznet.ksu.edu/library/hort2/c405.pdf))

## FFA 4-H Horticulture FFA

**41200: Garden Display** Exhibit consists of five different fresh vegetables. Canned vegetables are not acceptable. Only one variety of a specific vegetable or fruit may be exhibited. The numbers of the five vegetables to be exhibited are as follows: Medium Vegetables (five each): Cucumbers, Tomatoes, Carrots, Beets, Onions, Peppers, Parsnips, Radishes, Okra, Irish Potatoes, Sweet Potatoes, or similar size vegetable. Large Vegetables (one each): Watermelon, Squash, Pumpkin, Eggplant, Cabbage, Cantaloupe or similar size vegetable. If small vegetables, such as green beans, are used as one of the five different vegetables, a dozen is suggested for a good display. Small fruits (one half pint box) strawberries, blackberries, raspberries, or other similar sized fruits. Tree fruits (5 each) apples, pears, peaches, or similar sized fruit. Grapes (2 bunches). No shelled vegetables.

## HORT JUDGING CONTEST

Superintendent: Tammy Bryant

### Time and Location To be

### Decided

## Vegetable Plate guidelines:

Choose from the following sizes.

**Small** (12) ex: green snap beans, yellow wax beans, radishes other small vegetables.

**Medium vegetables:** (5) Ex: cucumbers, cherry tomatoes, tomatoes, beets, white onions, yellow onions, red onions, bell peppers, other peppers, okra, parsnips, turnips, sweet potatoes, red potatoes, white or russet potatoes, carrots, miniature pumpkin, decorative gourds, or other medium vegetables.

**Large** : (1) watermelon, summer squash, winter squash, large type pumpkin, eggplant, cabbage, cantaloupe, other large vegetables.

**41210: Jr. 4Her Vegetable**

**41211: Int. 4Her Vegetable**

**41212: Sr. 4Her Vegetable**

**41213: Fresh culinary herbs** (ex: parsley, basil, dill, etc. Six stems (or a comparable quantity) of One variety of fresh herbs exhibited in a disposable container of water. Dried herbs not accepted.

**41214: Small fruits (one half pint box)** strawberries, blackberries, raspberries, or other similar sized fruits.

**41215: Tree fruits (plate of 5)**

apples, pears, peaches, or similar sized fruits.

**41216: Grapes ( 2 bunches)**

**41217: Horticulture Notebook -**

Entry shall consist of a notebook or three ring binder of written narrative describing a horticulture project such as a landscape design, landscape installation, lawn renovation, water garden, flower garden, vegetable garden, lawn mowing service, landscape maintenance business, farmer's market business, or other horticultural project. 4-Hers are encouraged to include photographs, illustrations and or landscape drawings that help explain work done by the member. Photos taken from the same location before, during and after completion of the project are particularly helpful.

FFA 4-H/Youth Flowers FFA

**Superintendent: Kathy Honig**

**Follow State Fair rules for use of**

**Containers**

**41239:** Potted houseplant (not State qualifier)

**41240:** Single-stem annual Garden Flower

**41241:** Single-stem perennial Garden Flower

**41242:** Multi-stem annual

**41243:** Multi-stem perennial

**41244:** Flower Arrangement, Fresh

(no store bought flowers)

**41245:** Flower Arrangement, dried plant material, no fabric or plastic materials

**41246:** Flower Arrangement, dry

## Open-Class Vegetables

**Superintendent: Karen Matson**

**An exhibit shall consist of one variety.**

**Maximum of five entries -Each exhibitor**

**is limited to a maximum of five entries**

**TOTAL which includes horticulture and**

**flowers. Limited to one entry of each variety**

**(including horticulture and flowers) A**

**foam or paper plate (preferably a strong one)**

**is necessary for displaying vegetables and**

**fruit. Choose a plate appropriate for size of**

**display.**

**Beans, green (5)**

01201...Adult 11201...Youth Class

**Beans, yellow (5) --**

01202...Adult 11202...Youth Class

**Beets (5) -**

01203... Adult 11203...Youth Class

**Cabbage (1) --**

01204... Adult 11204...Youth Class

**Cantaloupe (1)**

01205...Adult 11205...Youth Class

**Carrots (5)**

01206...Adult 11206...Youth Class

**Corn, sweet (5) --**

01207... Adult 11207...Youth Class

**Cucumbers, pickling (5) --**

01208...Adult 11208...Youth Class

**Cucumbers, slicing (5) --**

01209...Adult 11209...Youth Class

**Eggplant (1) -**

01210...Adult 11210...Youth Class

**Garden Display \*\*\* -- use 4-H Guideline**

01211... Adult 11211...Youth Class

**Okra (5) --**

01212...Adult 11212...Youth Class

**Onions (5) --**

01213...Adult 11213...Youth Class

**Other --**

01214...Adult 11214...Youth Class

**Peppers, sweet (5)**

--01215...Adult 11215...Youth Class

**Peppers, Hot (5) --**

01216...Adult 11216...Youth Class

**Potatoes (5) --**

01217...Adult 11217...Youth Class

**Pumpkins (1) --**

01218...Adult 11218...Youth Class

**Pumpkins mini (5) --**

01219...Adult 11219...Youth Class

**Squash (1) --**

01220...Adult 11220...Youth Class

**Tomatoes (5) --**

01221...Adult 11221...Youth Class

**Tomatoes, small --**

01222...Adult 11222...Youth Class

**Watermelons (1) --**

01223...Adult 11223...Youth Class

**Herbs --**

01224...Adult 11224...Youth Class

**CHAMPION** (each age division)

## Open-Class Fruits

**All cultivated fruits must be correctly named as to 5 of each variety.**

**Apples, summer (5) --**

01225...Adult 11225...Youth Class

**Apples, winter (5) --**

01226...Adult 11226...Youth Class

**Comb Honey, strained honey #2 jar --**

01227... Adult...11227...Youth Class

**Crabapples (5) --**

01228...Adult 11228...Youth Class

**Other --**

01229...Adult 11229...Youth Class

**Peaches (5) --**

01230...Adult 11230...Youth Class

**Pears (5) --**

01231...Adult 11231...Youth Class

**Rhubarb (5) --**

01232...Adult 11232...Youth Class

**CHAMPION** (each age division)

## Open-Class

### Artistic Arrangements

**Potted houseplants .....**

**01239....Adult 11239...Youth Class**

**Days of Drought --**

01240...Adult 11240...Youth Class

**Driftwood --**

01241...Adult ...11241...Youth Class

**Evergreen --**

01242...Adult ...11242...Youth Class

**Kansas Heritage --**

01243...Adult... 11243...Youth Class  
**Other --** 01244...Adult 11244...Youth  
**Patriotic --**  
 01245...Adult 11245...Youth Class  
**Religious --**  
 01246... Adult 11246...Youth Class  
**CHAMPION** (each age division)

### △ Open-Class Flowers, potted

#### Potted Plants

01239.....Adult.....11239.. Youth Class  
**African Violet --**  
 01250...Adult ... 11250...Youth Class  
**Ferns --** 01251...Adult 11251...Youth  
**Ivy --** 01252... Adult 11252...Youth  
**Other --** 01253...Adult 11253...Youth  
**Philodendron --**  
 01254...Adult ...11254...Youth Class  
**CHAMPION** (each age division)

### △ Open-Class Cactus △

#### Cactus garden (potted) --

01255...Adult 11255...Youth Class  
**Cactus, single (potted) --**  
 01256... Adult 01256...Youth Class  
**CHAMPION** (each age division)

### △ Open-Class Flowers, cut △

#### Black-eyed Susans --

01260...Adult 11260...Youth Class  
**Gladioli --**  
 01261...Adult 11261...Youth Class  
**Bouquet of Annuals --**  
 01263... Adult 11263...Youth Class  
**Mixed foliage --**  
 01264...Adult 11264...Youth Class  
**Roses -** 01265...Adult 11265...Youth  
**Single Stem --**  
 01266...Adult 11266...Youth Class  
**Wild Flowers --**  
 01267... Adult 11267...Youth Class  
**Other --** 01269...Adult 11269...Youth  
**CHAMPION** (each age division)

### □ FFA△ FIELD CROPS FFA△

1. Each exhibitor is allowed one entry per class with a maximum of 5 entries total

**41247: White Corn** (10 ears)

**41248: Yellow Corn** (10 ears)

**41249: Hybrid Grain Sorghum** (10 heads)

**41250: Hybrid Forage Sorghum --** (10 heads) – Exhibit to consist of entire plant; no roots

**41251: Forage Sorghums other than Hybrid** (10 heads) – (Exhibit to consist of entire plant; no roots.)

**41252: Soft Red Winter Wheat** (one gallon)

**41253: Hard Red Winter Wheat** (one gallon)

**41254: Hard White Wheat** (one gallon)

**41255: Oats** (one gallon)

**41256: Barley** (one gallon)

**41257: Alfalfa Seed** (one gallon)

**41258: Alfalfa** (1 flake or slice from rectangular -- bale, or a 10" section cut from a round bale. Should be approximately 6" thick and tied in 2 directions. Variety must be named.)

**41259: Brome Grass Seed** (one gallon)

**41260: Other Tame Grasses** (one gallon)

**41261: Soybeans --** (one gallon of seed from most recent harvest)

**41262: Soybeans --** (bundle of five plants from most recent harvest)

**41263: Edible field beans --** (one gallon from most recent harvest)

**41264: Edible field beans --** (bundle of five plants from recent harvest)

**41265: Miscellaneous Crops --** (Exhibit to consist of one gallon sample of seed or 10 heads produced from current project)

**41266: Educational Wheat Booth --** (Wheat Variety Plot Members Only)

**41267: Grass Hay --** (10" flake or slice, 6" thick and tied in two directions.)

**41268: Cool Season Grass Hay --** (e.g. fescue, etc.) 10 " flake or slice, 6 " thick and tied in two directions. Variety must be named.

**41269: Corn:** Exhibit to consist of one gallon sample. Variety must be named

**41270: Other** (one bale)

**41271: Sunflowers -- Confectionery** (3 heads)

**41272 Sunflowers - Confectionery seeds in jar** (1 gallon jar)

**41273: Sunflowers - Oil seed heads** (3 heads)

**41274: Sunflowers - Oil seeds in jar** (1 gal.jar)

**41275: Weed Control Exhibit --** This exhibit is to consist of 5 items listed below: 1. A standard size (13" by 18") wooden plant press for pressing weed plants for mounting. Identify your press with your name and county taped to bottom. 2. Collect, identify, press, mount, and label 15 weeds from the approved list. Try to include their roots, stems, leaves, and flowers. Three of the weeds must be noxious weeds,. A standard 9"x12" scrapbook may be obtained in which to permanently mount your weed specimens. See list of Kansas weeds. Identify the scrapbook with your name and county on the inside cover. 3. Prepare a list of the weeds mounted, showing common name, scientific name, and other requested . 4. Collect/identify weed seeds found in crop seeds. Mount them for display. . 5. Write a story 300 words long about "How We Control Weeds. Show methods used.

△

### Open-Class Grain △

**Barley**, 1 gallon --

00701...Adult ...0701...Youth Class

**Brome seed, 1 gallon --**

00702...Adult ...10702...Youth Class

**Corn, white**, 3 ears --

00703... Adult ...10703...Youth Class

**Corn**, yellow, 3 ears --

00704...Adult ...10704...Youth Class

**Hay, section** (not whole bale) --

00705...Adult ...10705...Youth Class

**Milo**, 3 stalks -- 00706...

Adult ...10706...Youth

**Oats**, 1 gallon --

00707...Adult ... 0707...Youth Class

**Other --** 00708...Adult ... 10708...Youth Class

**Popcorn**, 3 ears --

00709...Adult ... 10709...Youth Class

**Soybeans**, 1 gallon --

00710... Adult ...10710...Youth Class

**Sunflowers**, (2)--

00711...Adult ... 10711...Youth Class

**Variety farm products --3-5** with at least 3 each -- 00712...Adult

....10712..Youth

**Wheat**, 1 gallon --

00713...Adult ... 10713...Youth Class

**CHAMPION** (each age division)

### ♣ 4-H FORESTRY♣

**Superintendent:** *Alan Hynek*

1. All leaf exhibits are to be mounted on 8 ½" by 11" heavy stock paper and placed in loose-leaf binders (magnetic or adhesive filler sheets for photo prints are recommended). Twigs and fruit collections may be exhibited in whatever manner you choose (max trifold size 3' by 4'). 2. Name, club, age and year in project should be on front cover or in a prominent location. 3. Leaves should be identified with an appropriate label located near the leaf on the same page. These labels should include (1) The proper common name as listed in the 4H334, "List of Native Kansas Forest Trees"; (2) Location (city and/or county) where collected; and (3) date (day, month, year) or (month, day, year) collected. 4. Divide specimens into two sections: Native Kansas Trees and Non-Native. 5. New specimens are those collected during the current 4-H year and cannot be duplicates of previously displayed specimens. 6. Group specimens according to the years collected. 7. Variations of varieties do not count as different species or specimens . 8. **Specimen label must be updated. All work must show originality. Leaf collections and displays should not closely resemble others in same club. Leaf classes 40901 thru 40904 can include non-native trees in addition to native minimum.**

**40901: Beginning**—Exhibit a min. of 10 different leaves from native trees, OR leaf, twig, and fruit of 5 different native trees.

**40902: Intermediate**—Exhibit a min. of 20 different leaves from native trees (including 10 new) OR leaf, twig, and fruit of 10 different native trees (including 5 new)

**40903: Senior**—Exhibit a min. of 30 different leaves from native trees (including 10 new) OR leaf, twig, and fruit of 15 different native trees (including 5 new)

**40904: Advanced**—Exhibit a min. of 40 different leaves from native trees (including 20 new) OR leaf, twig, and fruit of 20 different native trees (including 10 new)

*\*Exhibit one complete leaf where possible. Where leaf is too large, exhibit as much of terminal portions as possible. Sketch in reduced scale the entire leaf and illustrate where the exhibited portion comes from.*

**40905: "How A Tree Grows" Display**—Entry may include a project notebook with 10 or more seeds collected with pictures showing a germination study OR a mounting of a thin section of wood cut from the end of a log or top of stump labeled with information such as kind of wood and age of tree when cut OR exhibit an illustration of how a tree grows.

**40906: "Tree Appreciation" Display**—Entry may include a research or reporting notebook with no more than 10 pages based on exhibitor's selected tree. This notebook may include sketches, drawings, pictures, a story, or any other things which will help tell about the tree you have selected. Junior Forestry Record (P-1089) is the reference manual for this project.

**40907: Educational/Creative Exhibit**—Entry must be directly related to tree identification or Forestry. Type of exhibits open (notebook, poster, collection box, etc.) given a maximum size of 2' x3'.

□ **4-H SELF-DETERMINED / INDIVIDUAL DISPLAY** □  
(Includes VET SCIENCE—SHOOTING SPORTS)

**Superintendent** - Isabella and Cathy Wilber

1. Open to 4-H'ers of all ages. Name, age, project, and club should be location on the exhibit. This should be an individual display not a group display and should have one main idea developing what, why, who and how into an action plan designed by / for the member without electronic visuals.

2. Project should be entered in project area if class is available i.e.: Legos con-

struction must be entered in Arts & Crafts (legos) class.

**Educational Display** - maximum exhibit size 36" x 48" and should be free standing. Judging will be based on: 1) General appearance, 15%; 2) Plan of action, 15%; 3) Ability to attract and hold attention, 15%; 4) Effectiveness in telling a story, 20%; 5) Quality of workmanship, 15%; 6) Creativity, 10%; 7) Knowledge of project, 10%.

**Educational Banner** - should be no less than 12' or no more than 16' square with no side less than 3 feet. Judging will be based on: 1) General appearance, 25%; 2) Information, 50%; 3) Organization, 25%.

**Educational Poster** - Should be 22" x 28" in size and be able to be hung. Posters should be readable from a distance of 10 feet, neat and legible. Letters for main captions should be at least 1 1/2" tall. Judging will be based on: 1) General appearance, 30%; 2) Readability, 30%; 3) Message, 15% 4) Originality, 15% 5) Materials, 10%.

**41301: Educational Display**

**41302: Educational Banner**

**41303: Educational Poster**

□ **4-H NOTEBOOKS** □

**Superintendent** - TBD

**41304: Secretary's Book**

**41305: Treasurer's Book**

**41306: Other Notebooks**

**41307: Historian's Book**

**41308: Reporter's Book**

Must include: article the way it was submitted to the paper. Include the published article. Newspaper name and date (for each article) clipped from the newspaper. *(These notebooks don't go on to State Fair.)*

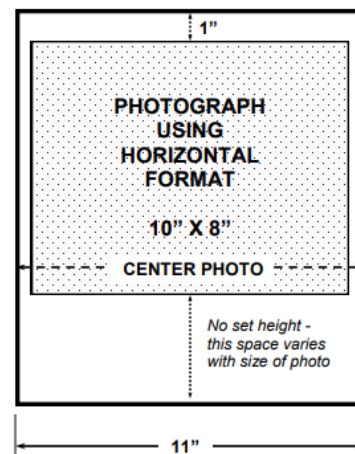
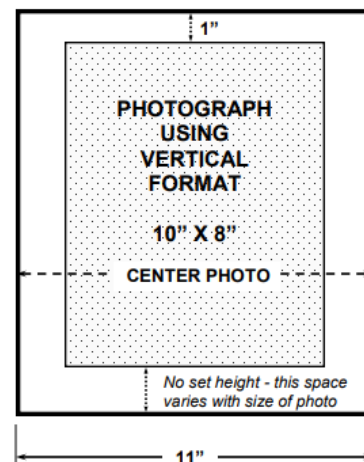
♣ **PHOTOGRAPHY** ♣

**Superintendent:** Olsburg 4H Club, Monica Kasselmann, Tammy Brant, Angie Bigham

1. Black and white and color photographs may be exhibited. Monochromatic prints, including sepia prints are considered Color photos. Prints for State must be exhibited in the same format in which they were exhibited at the county fair. 2. Photographs entered must be the result of the current year's project work. 3. Photos are to be mounted vertically across the narrow 11" dimension of an 11" by 12.5" sheet of white studio mount. Remove white border from the enlargement before mounting. 4. Photos must be no larger than 8" by 10", no smaller than 7" by 9". 5. Photos must be mounted with the top edge of the print 1" below the top of the mount. The two sides of the print must be an equal distance from the two sides of the mount. 6. A full coverage perma-

nent mount (spray adhesive recommended or heat mount) must be made. Each photo is handled numerous times throughout the judging, sorting, and display process

7. No lettering is permitted on the front of the mount or on the photo. No underlays or borders are to be used. No contact prints on front of mount. After trimming and mounted on photo boards they should be placed in plastic sleeves available for purchase at the Extension office.



♣ **4-H Photography** ♣

1. Each exhibitor will be limited to five photo entries and two videos.

2. On the back of the mount, in the left hand bottom area place:

**The geographical location where the photo was taken, County Extension office, 4-H Club, exhibitor's name, address, city, state, zip.**

**41401:** For color pictures taken by 4-H'er with 3 years or less in the project.

**41402:** For black and white pictures taken by 4-H'er 3 years or less in project.

**41403:** For color pictures taken by 4-H'er with 4-7 years in the project.

**41404:** For black and white pictures taken by 4-H'er with 4-7 years in project.

**41405:** For color pictures taken by

4-H'er with 8 or more year in project.

**41406:** For black and white pictures taken by 4-H'er with 8 or more years in project.

**41407:** Digital Composite Image.

Photo must be created from two or more originals taken by the exhibitor. Exhibitor must include a second 11x12½matte board (Explanation Board) mounted with standard size prints of the original photos, 3x5 card (s) explaining what manipulation was done, and a standard size print of the final photo. Optional, may include prints of editing steps. Photos showing editing steps may be layered. Please put name and Extension Unit on the front of the second board. Explanation boards will be displayed along with the finished board. Place both matte boards in the same protective plastic bag. HDR photos do not qualify for this class. Photos will be judge on photographic merit as well as manipulation technique and process.

## △Open-Class Photography △

### State Fair Open Classes

#### Amateur Photography

**01401: Dancing Fun**

**01402: Kansas Barns: BW and Color**

**01403: KS Farmers Markets**

**01404: KS Gates and Fences - BW only**

**01405: Kansas Joy in Rows**

**01406: Kansas Lights**

**01407: Kansas Moons**

**1408: Misc. CHAMPION**

#### Juniors Photography

**11401: Baby Animals—BW**

**11402: Catch Me Sleeping—Color**

**11403: Family Dinner—BW**

**11404: Family Outing—Color**

**11405: Reptiles, Fish, or Amphibians—Color**

**11408: Misc. CHAMPION**

### For more Space Tech Rules and

information go to:

**Kansas 4-H.org**

**State Fair Handbook**

## ♣ 4-H SPACE TECH ♣

**Superintendent:** Sara McCarn, Payton and Casey McCarn

### ♣ Astronomy ♣

The 4-H member must be currently enrolled in the 4-H Space Tech project to exhibit in this division. One exhibit per class. Exhibit must have been completed during the current 4-H year.

**41520: Telescope made from kit**

**41521: Telescope made original design**

**41522: Astronomy Exhibit** Such as:

**Educational displays** are not to exceed a standard commercial 3' x4' trifold board.

**Educational posters** must be no larger than 22"x28" Poster board. **project notebooks** must be organized in a 3 ring binder.

### ♣ UAS ♣ (Unmanned Aerial System)

**41534: Posters**

**41535: Notebooks**

**41536: Display Boards**

**41537: UAS Product**

The 4-H member must be currently enrolled in 4-H Space Tech project to exhibit in this division. Each exhibitor may enter one per class and must have been completed during the current 4-H year.

### ♣ Rocketry ♣

Exhibitor may enter one per class or a total of three rockets. **2.** Rocket support bases may be no more than 8" square by 3/4". Rockets may not be exhibited with the launching pad wooden or metal support rods must not extend past the tip of the nose cone. **3.** All State requirements should be met for county fair. **All rockets are required to launch before county fair and** provide height achieved. **4.** State Fair will require completion of a 4-H Rocket Exhibit Information Sheet. Form must be glued to a 10" by 13" envelope, with a copy of the rocket plans inside the envelope. The Information Sheet requests the name of the rocket, skill level, launch data, engine size, altitude (with explanation of how altitude was measured), and description of experiences in the project this year. Photos showing rocket at moment of ignition are preferred and should be mounted on one side of 8½" by 11" page. **5.** Angles of the fins must fit a plus or minus two-degree variation. **6.** Exhibit must be smooth and uniform. **7.** Engines and igniters are not permitted with rocket exhibits. **8.** Beginner kits with **prefabricated plastic fin** assemblies and prefinished rockets are NOT acceptable and will be disqualified and **plastic snap together fins** and prefabricated fin assemblies that do not require fin alignment are not acceptable. **9.** Exhibitors who exhibit a rocket using a size E engine or larger will be required to provide a National Association of Rocketry (NAR) membership number on the exhibit information sheet. **10.** State Fair allows each exhibitor to enter two rockets that have been constructed during the current year. **If two entered, one rocket must be exhibited as a "kit" and the second must be entered as a "designed by exhibitor" rocket.** The rocket must have been flown. Do not submit on a launch pad. **11.** Required for original-design rocket exhibits is a written summary of how model was tested for stability prior to launching. **12. Alternative skins** are an advanced construction technique that allows the builders of model rockets to display maximum design and creativity in their models.

**41501: Rocketry, Kit Constructed** (ages 7-13)

**41502: Rocket, designed by exhibitor** (ages 11-13)

**41503: Rocket designed by 2 or more**

**exhibitors**, not modification of an existing kit rocket - Include original plans.

**41504: Rocket** (ages 14 and up);

Include original plans. **1.** Made from a kit. **2.** Designed by exhibitor, not merely a modification of an existing kit. or **3.** Designed but uses alternative skins:

**41505: Educational Display**

**41506: Educational Poster**

**41507: Educational Notebook**

### ♣ COMPUTERS ♣

Each exhibitor may enter one per class. Exhibit must be completed during the current 4-H year. Exhibit will be judged on uniqueness, creativity, neatness, accuracy of material, knowledge and content.

**41513: Computer Educational**

**Exhibit -- such as: Educational posters** must be no larger than 22"x28" poster board.

**Displays** are not to exceed a standard commercial 3'x4" trifold display board.

**Notebooks** must be organized in a 3-ring binder. If the notebook illustrates the

### ♣ COMPUTER Systems ♣

Designed to allow 4-H 'ers to explore how *information* is moved: **1.** From one part of the computer to the other; **2.** Between two or more computer systems (networking); **3.** Information stored.

**41514: Computer program**, application, app, script, or coded system that is new and

**41515: Computer presentation** (power point, web page/site, animated graphics,

**41516: Single computer system**

(web server, database server, etc.)

**41517: Networked system** consisting of two or more computers

**4518: Chip Systems:** a small (4 8"X4 8"X4 8") programmed physical device that accomplishes a specific task.

### ♣ Robotics ♣

Each exhibitor may enter one robot that has been constructed during the current year. **1.** Each robot must be able to stand or sit freely by itself without additional supports. Robots must have automated articulated articulated structures (arms, wheels, grippers, etc.). Game consoles that display on a screen are not considered robots and should either be entered in computer system division or energy management project. Robots requiring no assembly, just programming, such as Ozobots, are considered computer system projects as the skill is focused on the programming not on the construction of the robot. The robots dimensions must be no larger than 2' wide by 2' deep by 2' feet high. **2.** The report that accompanies the robotics exhibit must be limited to the "4-H Robotics Exhibit information Form: the completed form should be glued to the outside of a 10" by 13" envelope. This information is required at entry time. **3.** Each exhibitor is required to include a copy of the robot's construction plans with their exhibit. Place the plans inside the 10" x 13" envelope. **4.** Each exhibitor is required to include at least



two photographs of the robot. One photo must show the exhibitor during the construction phase and one photo must show the robot during an actual time of operation. Photographs should be mounted on one side of an 8 1/2" x 11" page and placed inside the envelope. 5. All electronic components of the robot must be covered or concealed with a protective enclosure. All robots must include on or off switch for operation. 6. Robots that include weaponry for the purpose of causing physical harm to another robot will be disqualified. 7. Robots may be powered by electricity, battery, water or solar source. Any robot powered by fossil fuels or flammable liquids will be Disqualified. Robots that include weaponry of any kind will be disqualified. Weaponry is defined as any instrument, possession or creation, physical and/or electrical that could be used to inflict damage and/or harm to individuals, animal life, and/or property. 8. Each robot must be able to move forward and backward a minimum of 4 feet. It must also be able to cross over a 4" -12" high obstacle. 9. Creativity will be strong criteria in judging "Robot Designed by Exhibitor". 10. Educational displays are not to exceed a standard commercial 3 X 4 tri-fold display board.

### **Novice – One -Two Yrs. in Robotics Project**

- 41541:** Robot made from a commercial (purchased) kit.  
**41542:** Robot designed and constructed by exhibitor. -- (must not be a mere modification of an existing robot kit or plan)  
**41543:** Programmable robot made from a commercial (purchased) kit.  
**41544:** Junk Drawer Robotics-based curriculum robot  
**41545:** Educational Exhibit -- Such Educational Display, Notebook or Poster  
**41546:** Robot designed/constructed remote control operated

### **Intermediate – Three to Four Years in Robotics**

- 41547:** Robot made from a commercial (purchased) kit.  
**41548:** Robot designed by exhibitor. The robot must not be a mere modification of an existing robot kit or plan.  
**41549:** Programmable robot made from a commercial (purchased) kit.  
**41550:** Junk Drawer Robotics-based curriculum robot  
**41551:** Educational Exhibit Such as: Educational Display, Notebook or Poster  
**41552:** Robot designed/constructed remote control operated.

### **Professional – Five or More Years in Robotics**

- 41553:** Robot made from a commercial (purchased) kit  
**41554:** Robot designed by exhibitor. The robot must not be a mere modification of an existing robot kit or plan.

**41555:** Programmable robot made from a commercial (purchased) kit.

**41556:** Junk Drawer Robotics-based curriculum robot

**41557:** Educational Exhibit -- Such as: Educational Display, Notebook or Poster

**41558:** Team Robotics Project -- Robot designed and constructed by two or more 4-H SpaceTech project members. The robot must not be a mere modification of an existing robot kit or plan. The robot may be a programmable type that is made from a commercial (purchased) kit.

**41559:** Robot designed/constructed remote control operated

## **TRACTOR OPERATOR'S CONTEST**

*Gary Blume*

1. Participants will be judged on inspection and operation of a tractor.

2. Members will be divided into age groups of under 14, and 14 and over.

**50000:** Tractor Operator's Jr.

**50001:** Tractor Operator's Sr.

## **VO - AG PROJECT DISPLAY**

Project must have been completed by a student enrolled in Vo—Ag in an approved high school this school year.

**S-100: Small Project Construction**

An exhibit will consist of any construction project valued at \$500 or less.

**S-125: Intermediate Project Construction** An exhibit will consist of any construction project valued between \$500 and \$1000

**S-150: Large Project Construction**

An exhibit will consist of any construction project valued above \$1,000

**S-200: Skills Project**

**S-225: Design Project**

**S-250: Reconstruction or Repair**

An exhibit will consist of any project which has been repaired, reconditioned,

## **♣ 4-H Wildlife Exhibit ♣**

**Superintendent - TBD**

--Exhibit is open to notebooks, (posters no larger than 22"x28"), picture story, (display boards, maximum exhibit size is 2'x 3 tri-fold display board).

**40908: Notebook** - contents pertain to some phase, results, story, or information about the Wildlife project.

**40909: Poster** - must be related to Wildlife project.

**40910: Display** - must be directly related to Wildlife project.

## **♣ △ WOODWORKING △ ♣**

**Superintendent:** *Grant Dugan/  
Blake Jones/ Joel Louderback*

1. No exhibitor may enter more than two articles in each class with a max of five. 2. The plan from which the exhibit was constructed must be with the article. The plan may be a photocopy, the actual pattern, or a scale drawing. It must be complete and accurate to the extent that a duplicate article could be built using the plan as a guide. In addition, include a list and cost of materials, plus amount of time spent on constructing and finishing the article. This list should include all wood, hardware, finishing supplies, etc. 3. In judging woodwork articles, consideration will be given to Usefulness, Design, Workmanship, Choice of Wood, Suitability and Quality of Finish. **Firearms/weapons not permitted.**

**41601:** Article for farm or shop

**41602:** Furniture-household or lawn use

**41603:** Other woodwork -- Articles not included in above classes. Examples: bird houses, bird feeders, household equipment such as knife racks, bread boards, door stops, etc.

**41606:** Any article made from a kit

**41607:** First year woodworking (Limited to ages 7 to 10 years old)

**NOTE:** See Home Environment for repair /refinish to enter.

△ **Open-Class Woodworking** △

**01604....Adult Class**

**11604...Youth Class**

**CHAMPION** (each age division)



## **4-H**

## **STOCKMAN'S QUIZ**

**Friday 1-3 pm**

# LIVESTOCK

## 4HFFA Open Livestock General Rules 4HFFA Open

### Livestock Superintendent: Troy Marple

1. The Fair Association assumes no responsibility for diseases that may be contracted during the Fair.
2. Check with the Species Superintendent for pen locations. Animals can be shown in Open Class or 4-H/ FFA classes. Superintendent reserves the right to revise or combine classes in all species.
3. All individuals exhibiting livestock must accompany their exhibits and provide a suitable means of caring for them at all times during the Fair. (All livestock must remain on Fairgrounds unless released by the Pottawatomie Co Fairboard.)
4. **4-H and FFA** - All market lambs, market meat goats, market beef (heifers and steers), market swine must be tagged before the appropriate deadline for that specie: market beef-April 1st; sheep, meat goats, swine and commercial breeding females of all species-May 15.
5. Members exhibiting livestock shall accompany their exhibits and care for them. Livestock exhibitors must be on hand to exhibit their entries. If an individual has two animals entered in the same class, he or she is to show one animal. The other may be shown by another Pottawatomie County 4-H/FFA member. Adults may assist only in unloading, weighing, and loading livestock exhibits. Violations of these rules may disqualify an exhibitor. Members of the Pottawatomie County 4-H and FFA programs and/or immediate family may assist in caring for, grooming, and showing livestock exhibits. Livestock exhibitors must be on hand to sell their animal in the 4-H/FFA Youth Livestock Sale.
6. The Fair Association has the option of expelling ungroomed and unmanageable livestock from show.
7. Premium money may be withheld if livestock pens are not kept clean.
8. Entries will be weighed on the Fairgrounds of the fair.
9. All animals are subject to examination by the staff or their representatives, and shall be free of clinical signs of infectious or contagious disease.
10. **No horses** will be allowed above the crest of the hill, without special permission.
11. All market animals are required to be weighed.
12. Fair officials reserve the right to use any animals entered for educational purposes.
13. No artificial coloring or hair above the hoof or adhesives.
14. No mistreatment of animals will be tolerated by the Pottawatomie County Fair Association.
15. All MARKET & COMMERCIAL (sheep, swine, beef, goats) will be identified by a 4-H ear tag. Purebred Breeding livestock must be accompanied by registration papers in the exhibitor's name **according to breed association**. If not the animal will be shown in the commercial class.
16. 3 head or more animals of the same breed will show in a separate breed class. Otherwise they show in the AOB class.
17. **All market livestock** will be classified as to breed classification by the superintendent or his/her appointees prior to establishment of classes. That decision is final.
18. **OPEN CLASS** – Limit to 4 animals per individual in Open Class Division. Open Class animals that are not pre-entered by July 10<sup>th</sup> will not be guaranteed stall/pen space.
19. For more Requirements for Kansas County Fairs and Kansas Livestock go to: [www.ksda.gov/animal](http://www.ksda.gov/animal)
20. Decisions of the Fair officials are final.

### ♣Herdsmanship Contest Guidelines♣

Each family is automatically entered in the herdsmanhip contest. The herdsmanhip award will go to the family that keeps alley, stalls and pens clean, orderly, and attractive as well as keeping the animals well groomed and cared for. Scoring: 1. **Cleanliness of alleys, stalls and pens** 60 points (Bedding adequate, bright, clean and in place. Animals tied or penned. Manure hauled and deposited in the proper place. Alleys kept clean of dust and bedding.) 2. **Arrangement of the Exhibit** 10 points (Exhibits lined in attractive manner, big boxes out the way. Hay and straw neat and orderly. Feed boxes and gear in area provided. ) 3. **Appearance of Animals** 25 points (Animals clean and brushed, animals securely tied or penned. Animals in stalls or pens 8 a.m. and 7 p.m. except for showing or washing. 4. **Stall cards** 5 points Readable from alley. Neatly arranged. Clean and complete.

### Livestock Skillathon Contact: Karol Fike, Clara Ebert

The 4-H youth livestock skillathon contest is designed to promote understanding of management care of livestock and is focused on the following species; cattle, swine, sheep, and goats. Contest stations can include any or all of the following areas: feed ID/use, breed identification/characteristics, animal anatomy, meat cut ID, livestock equipment ID/ use, animal health management quality assurance. Awards will be presented to the top individual in each age division. After winning a division, the individual will need to compete in the next older age division in following years. Individuals are eligible to compete in the senior division multiple years, but may only receive an award once per age division.



## ♣ FFA Stockman's Quiz- ♣ FFA

**The Stockman's Quiz will be available at the Fair Friday afternoon 1-3 p.m.** in the east fair building.

The Stockman's Quiz is intended as a way for participants to display their livestock knowledge. Questions will focus on general management, nutrition, health, current industry events, quality assurance, etc. of beef, sheep, meat goats and swine. This event is open to all to compete in and will be used as a guide for selecting the County Representatives for the Quiz Bowl team at the Kansas Livestock Sweepstakes in August. (Participants must be 14 or older to be considered for the Kansas Livestock Sweepstakes Quiz Bowl Team.) Prizes will be awarded to the top three finishers in each age division and will be handed out at the awards ceremony at the fair.

## ♣ FFA Round Robin ♣ FFA

No Premium -- The winners in each age division of the Beef, Horse, Meat Goat, Sheep, and Swine showmanship contests may participate. An exhibitor can only compete with one species. If a species winner doesn't compete, then the runner-up may enter. Each specie winner within an age division will show one of the species at a time against the competitors within the same age division (EX. all seniors will be showing swine while all intermediates will be showing sheep, and all juniors will be showing meat goats). The animals used will be the champion and reserve champion showmanship animals from each age division. The animals will be numbered 1-6, and competitors will randomly select which animal they will show. The extra animal will be held outside the arena to use as backup if deemed necessary by the judge or other official. Judges will rank each competitor 1-5, with one being the best. The exhibitor with the lowest total score within an age division is the winner. In the event of a tie, a specie will be randomly drawn by one of the judges prior to the beginning of the competition and placed in an envelope and sealed. If a tie is reached the envelope will be opened and the scores from that species of the individuals involved in the tie will be used to break the tie and determine the winner. If Champion in more than 1 species that person will draw for species. Reserve does not draw.

## ♣ FFA Youth Rate of Gain Contest ♣ FFA

~~Market animals weighed and tagged at the scheduled (Rate of Gain) weigh-ins are automatically entered if entered in a market class.~~ **Contest unavailable for 2020 fair**

## ♣ FFA YOUTH LIVESTOCK SALE ♣ FFA

Animals will sell in the following order: Grand champion, Reserve grand champion, Breed champion, Blue ribbon animals, Red ribbon animals and White ribbon animals with no premium cap at any level.

**BIDDING POLICY:** A floor price will be established for livestock going through the sale. Livestock buyers will bid a premium amount. Someone purchasing the animal for home slaughter will pay the floor price plus the premium. Buyers of turn back animals will pay the premium only. The seller is responsible for collecting his or her premium from the buyer and presenting the buyer a livestock buyer ribbon.

1. Any animal sold through the County Fair Livestock sale will be ineligible for further 4-H Exhibition.
2. Premium buyer will always have the first option to buy livestock sold in the youth premium sale at premium plus floor price. No member can designate their animal as "premium only".
3. Beef, sheep, goats designated for sale must be signed up by 8:00 a.m. Saturday. Swine Livestock Sale Sign-up immediately following Swine show. Late sign-ups will be considered white-ribbon animals and be placed at the bottom of the sale order for that species.
4. Members wishing to participate in the livestock premium auction must be present to sell their animal.
5. A member may sell only one market animal -- beef, sheep, swine or meat goat through the premium auction.
6. Youth who have participated in another County's Premium Sale may not participate in the Pottawatomie County Premium Sale.
7. Sale animals must meet these minimum weights: BEEF 1000 lbs; SWINE 230 lbs.; SHEEP 90 lbs., GOATS 40 lbs.
8. No additional money may be added onto the sale price of an animal after it has been sold.

## ♣ FFA CARCASS CONTEST ♣ FFA

1. All market steers and market heifers are eligible for the carcass contest, provided that they are harvested at the designated plant for all county fair market animals (currently Tyson in Dakota City, Nebraska)
2. Market steers and heifers must be exhibited at the Pottawatomie County Fair.
3. Determination of the winning carcass shall be made by the following.
  - a. the animal with the highest carcass value per hundredweight as shown by the kill sheet from the plant.
  - b. In case of a tie in price, the tie breaker shall be the animal with the higher hot carcass weight, with the heavier weight of carcass favored. The second tie-breaker shall be the average daily gain from county weigh-in until county fair.
4. All livestock Beef, Sheep, Swine, Meat Goat must be in place by 9:00 a.m. Thursday.

## ♣ △ BUCKET-FED CALF △ ♣

### Superintendent:

*Carmen & Kevin D'Aloia*

1. To compete in this division, you must be from 7 to 12 years of age. 2. One animal per exhibitor. 3. Calves must be born between January 1 and May 1, current year. 4. Judging will be based on: A) Health and condition of the animal; B) Grooming of the animal; C) Knowledge about the animal; (age, breed, feeding practices) 5. Calves should be groomed (clean and brushed), but not fitted. 6. No show sticks. 7. Animals are not eligible to be sold at the Fair's Youth Livestock Sale.

**42000: Bucket-Fed Calf**

**02000: Open Class Bucket-Fed Calf**

## ♣ FFA △ BEEF △ FFA △

### Superintendents:

*Bob Weaver, Grace Fike*

1. No person may show more than two market animals, two breeding animals. And one cow/calf pair 2. All animals must be healthy and free from contagious diseases, warts and mange. 3. No artificial coloring above hoof or adhesive will be allowed.

## 4-H/Youth

### ♣ FFA Beef Showmanship △ FFA

Exhibitors may only show an animal in showmanship that they have exhibited.

**42051: Senior Showmanship**

**42052: Inter. Showmanship**

**42053: Junior Showmanship**

### ♣ FFA 4-H Market Beef △ FFA

**42100: Prospective Market Steer**

Weighs less than 1,000 pounds

**42125: Prospective Market Heifer**

Weighs less than 1,000 pounds

**42225: Market Steer --**

Weighs 1,000 pounds or more

**42300: Market Heifer --**

Weighs 1,000 pounds or more



### ♣ FFA 4-H/Youth Beef Heifers △ FFA

**42400: Junior Heifer Calf --** born after January 1, current year

**42500: Senior Heifer Calf --** born between Sept. 1 & Dec. 31, previous year

**42600: Summer Yearling Heifer --** born between May 1 & Aug. 31, previous year

**42700: Spring Yearling Heifer --** born between Jan. 1 & April 30, previous year

**42800: 2 year old Heifer --** born before January 1, previous year

**42900: Cow or Cow-Calf Pair --** not eligible for Champion Heifer, calf cannot be shown in another class if shown in this class

## △ Open-Class Beef △

4-H animal age rules apply

**02225: Market Steer**

**02400: Junior Heifer Calf**

**02500: Senior Heifer Calf --**

**02600: Summer Yearling Heifer**

**02700: Spring Yearling Heifer**

**02800: 2 year old Heifer**

**02900: Cow or Cow-Calf Pair**

## ♣ FFA △ DAIRY △ FFA △

Superintendent: D'Aloia Family

Exhibitors need to wear white.

No person may show more than two animals per class with a maximum of 4 animals. All animals must be healthy and free from contagious diseases, warts and mange. Dairy animals, less than 18 months of age, must have been vaccinated for Brucellosis and tattooed and have a legible vaccination tattoo. Any animal that has been out of the state in the last 30 days prior to the fair must be accompanied by a health certificate issued within 30 days of exhibit.

## 4-H Youth

### ♣ FFA Dairy Showmanship △ FFA

**43100: Senior Showmanship**

**43101: Inter. Showmanship**

**43102: Junior Showmanship**

**43101: Junior Heifer Calf --** born after January 1, current year

**43102: Senior Heifer Calf --** born between Sept. 1 and Dec. 31, previous year

**43103: Yearling Heifer --** born between September 1, two years previous and August 31, previous year, never freshened

**43104: Cow or Heifer --** previously freshened or in production

## △ Open-Class Dairy △

4-H animal age rules apply

**03300: Junior Heifer Calf**

**03400: Senior Heifer Calf**

**03500: Yearling Heifer**

**03800: Cow or Heifer**

## ♣ FFA △ DAIRY GOATS △ FFA △

Superintendent: D'Aloia Family

1. Entries will be placed in classes by age with the date of judging being base date.

2. No health certificates required. Animals must be free of abscesses and otherwise healthy. All sexually intact (does & bucks) **must be identified with a registered tattoo or and official USDA premise tag.** 3. Classes will be divided into Purebred and Grade; breeds will show together. 4. In no case will Purebred and Grade animals be in the same class, except for championship classes.

### ♣ FFA Dairy Goat Showman △ FFA

Exhibitors may only show an animal in showmanship that they have Exhibited

**44001: Senior Showmanship**

**44002: Intermediate Showman**

**44003: Junior Showmanship**

### ♣ FFA 4-H/Youth Dairy Goats △ FFA

**44101: Doe up to 12 months of age** (not in milk and not previously freshened)

**44102: Doe over 12 months of age** (not in milk and not previously freshened)

**44103: Milker, all ages**


## △ Open-Class Dairy Goats △

4-H animal age rules apply

**04100: Doe up to 12 months of age** (not in milk and not previously freshened)

**04200: Doe over 12 months of age** (not in milk and not previously freshened)

**04300: Milker**



## FFFA HORSES FFFA

**Superintendent:** *Julie Sylvester*

All rules for horse events are stated in the Kansas 4-H Horse Show Rule Book. Open Class / 4-H classes will show back to back or in the same class if size permits. 1. Performance classes will be held on the hill at the fairgrounds. 2. Tapaderos are legal for Junior Division. 3. Long sleeved shirts are required for performance/speed events. Helmets are okay to use. 4. Miniature pony "In Hand" trail class. (This class is to be judged on performance and way of going with emphasis on manners throughout course.

### HIGH POINT CLASSES are:

Showmanship / Optional: Western Pleasure or English) Reining / Trail / Western Horsemanship / Lead Back / Flags / Barrels / Poles and Key. Does not need to be same horse.

## FFFA Halter FFFA

### Classification ---

(Quarter Horses—56" & Over),  
(Other Breeds – 56" & Over)  
(Ponies – Under 56"), (Miniatures)

- 45000:** Miniature pony
  - 45001:** Quarter Horse/Weanlings
  - 45002:** Other Breeds/Weanlings
  - 45003:** Ponies/Weanlings
  - 45004:** Quarter Horse/Yearlings
  - 45005:** Other Breeds/Yearlings
  - 45006:** Ponies/Yearlings
  - 45007:** Quarter Horse/ 2 /3 year olds
  - 45008:** Other Breeds/ 2 & 3 year olds
  - 45009:** Ponies/2&3 year olds
  - 45010:** Quarter Horse/ Mares 4& up
  - 45011:** Other Breeds/Mares 4 & up
  - 45012:** Ponies / Mares 4&up
  - 45013:** Quarter / Geldings 4 &up
  - 45014:** Other Breeds/ Geldings 4 up
  - 45015:** Ponies/ Geldings 4 & up
- Champion**

## FFFA Showmanship FFFA

Exhibitors may only show an animal in showmanship that is in their name.

- 45016:** Halter Senior Division
- 45017:** Halter Intermediate Division
- 45018:** Halter Junior Division
- 45019:** Halter Horseless Horse Project

## FFFA Performance FFFA

- 45020: Bareback Horsemanship, Senior --** (must be able to canter may have horsemanship pattern)
- 45021: Bareback Horsemanship, Intermediate--** (must be able to canter may have a horsemanship pattern)
- 45022: Bareback Horsemanship, Junior –** (Does not need to canter may have a horsemanship pattern)
- 45023: Walk-Trot, Junior Age 7-9,** current year, Jan.1 (can't show Western Pleasure ) will not count for high point
- 45024: Walk Trot, Ages 10-18, 1<sup>st</sup> & 2<sup>nd</sup>** year projects (can't show Western Pleasure ) will not count for high point
- 45025: 2 year Old Snaffle Bit** (any age of rider) Novice horse - 2 or 3 years old
- 45026:** English Pleasure
- 45027:** English Equitation
- 45028:** Western Pleasure, Senior
- 45029:** Western Pleasure, Int.
- 45030:** Western Pleasure, Junior
- 45031:** Pleasure Pairs
- 45032:** Western Horsemanship, Sr.
- 45033:** Western Horsemanship, Int.
- 45034:** Western Horsemanship, Jr.
- 45035:** Working Ranch Horse
- 45036:** Reining, Senior
- 45037:** Reining, Intermediate
- 45038:** Reining, Junior
- 45039:** Trail, Senior
- 45040:** Trail, Intermediate
- 45041:** Trail, Junior
- 45042:** "In Hand" Miniature Pony

## FFFA Speed Events FFFA

- 45043:** Lead Back, Senior\*
- 45044:** Lead Back, Intermediate\*
- 45045:** Lead Back, Junior\*
- 45046:** Flag Race, Senior
- 45047:** Flag Race, Intermediate
- 45048:** Flag Race, Junior
- 45049:** Barrel Race, Senior
- 45050:** Barrel Race, Intermediate
- 45051:** Barrel Race, Junior
- 45052:** Pole Bending, Senior
- 45053:** Pole Bending, Intermediate
- 45054:** Pole Bending, Junior
- 45055:** Key Race, Senior
- 45056:** Key Race, Intermediate
- 45057:** Key Race, Junior
- 45058:** Fun Speed Event (TBA)
- 45059:**

## Open-Class Horses

Classification same as 4-H

### Halter

- 05010:** Miniature pony
- 05011:** Quarter Horse/Weanlings
- 05012:** Other Breeds/Weanlings
- 05013:** Ponies/Weanlings
- 05014:** Quarter Horse Yearlings

- 05015:** Other Breeds/Yearlings
  - 05016:** Ponies/Yearlings
  - 05017:** Quarter Horse/ 2/3 year old
  - 05018:** Other Breeds/ 2 /3 year olds
  - 05019:** Ponies/2&3 year olds
  - 05020:** Quarter Horse/ Mares 4& up
  - 05021:** Other Breeds/Mares 4 & up
  - 05022:** Ponies / Mares 4&up
  - 05023:** Quarter / Geldings 4 &up
  - 05024:** Other Breeds/ Geldings 4 up
  - 05025:** Ponies/ Geldings 4 & up
- Champion**

## Open Class Showmanship

- 05026:** Showmanship Division

## Open Class Performance

- 05082:** English Pleasure
- 05083:** English Equitation
- 05030:** Bareback Horsemanship
- 05031:** Western Pleasure
- 05032:** Western Horsemanship
- 05033:** Reining
- 05034:** Trail
- 05035:** Walk-Trot
- 05037:** Working Ranch Horse
- 05038:** Pleasure Pairs

## Open Class Speed Events

- 05040:** Barrel Race
- 05041:** Pole Bending
- 5042:** Flag race

**HORSE SHOW**  
**JULY 25th at 3PM**  
**@ Rodeo Arena**

## FFA△ MEAT GOATS ♣FFA△

### Superintendent:

Rebecca Rookstool /Will Johnson

1. Meat Goats must be individually owned by the exhibitor and identified by an ear tag or tattoo. 2. Eligibility. Wether or doe kids will be allowed to show in market classes. 3. Age. Temporary incisors must be in place and there should be no evidence of breaking of the skin or eruption of permanent incisors. 4. Horns. Dehorning is preferred. If not dehorned, the horns must be tipped prior to arrival on the grounds. 5. Hair. Meat Goats must be slick shorn above the knees and hocks. 6. Restraints. Use of halter, collars or chains is allowed in the show ring. 7. Goats must be shown with all 4 feet on the ground. 8. **Health.** Health requirements are to coincide with those at the given show and the federal scrapie guidelines. **All meat goats must be identified with an official USDA premise ID tag.** 9. Maximum 2 market – 2 Breeding. 10. Meat Goats weigh minimum 40 lbs.

### ♣FFA Meat Goat Showmanship ♣FFA

Exhibitors may only show an animal in showmanship that they have exhibited.

**44001: Senior Showmanship**

**44002: Inter. Showmanship**

**44003: Junior Showmanship**

### ♣FFA 4-H/Youth Meat Goats ♣FFA

**44101: ..Prospect Meat Goat --**  
under 40 lbs.

**44102: Meat Goat --** Minimum 40 lbs.  
under 1 year of age. Must be wethers or does.

**44201: Yearling Doe --** Born between  
Sept. 1<sup>st</sup> 2 years previous and August 31<sup>st</sup>  
previous year)

**44202: Fall Doe --** (Born between Sept. 1<sup>st</sup>  
and Dec. 31<sup>st</sup> previous year)

**44203: Spring Doe --** (Born Jan 1<sup>st</sup> or after  
current year)

## △ Open-Class Meat Goats △

4-H animal age rules apply

**04400: Prospect Meat Goat -**

**04410: Meat Goat**

**04420: Buck kid**

**04421: Yearling Doe**

**04422: Fall Doe**

**04423: Spring Doe**

**Champion**

## ♣FFA△ POULTRY ♣FFA△

Superintendent: *Chelsea and H'akan Harris*

1. Each youth may exhibit two entries per class for a total of 10. 2. Old birds: one year or more; Young birds, less than one year. 3. All poultry (Except waterfowl) and pigeons must show proof that birds are free of pullo-rum-typoid diseases. **There are four acceptable methods of certification:** 1. Clean Flock Status – owner presents an official VS Form 9-2. 2. Test prior to show official VS Form 9-2 from a test done within 90 days of the Fair. 3. From a clean source owner presents evidence (e.g. sales slip or invoice) from a certified hatchery, and attests that these birds have been isolated from other poultry. 4. **All lice must be controlled.**

### ♣FFA 4-H/Youth Poultry ♣FFA

**46001: Poultry Showmanship Jr.**

**46002: Poultry Showmanship Int.**

**46003: Poultry Showmanship Sr.**

**46101: Standard Breeds, Large Fowl, -**  
one young bird of either sex

**46102: Standard Breeds, Large Fowl, --**  
one old bird of either sex

**46103: Standard Breeds, Bantams, --** one  
young bird of either sex

**46104: Standard Breeds, Bantams, --** one  
old bird of either sex

**46105: Production Pullets, Pen, --** three  
standardbred, crossbred, or straincross pul-  
lets, judged on egg production only

**46106: Production Hens, Pen, --** three  
standardbred, crossbred or straincross hens,  
to be judged on egg production only

**46107: Dual-purpose Pullets, Pen, --**  
three, such as Rhode Island Reds, New  
Hampshire, Plymouth Rock, etc.

**46108: Dual-purpose Hens, Pen, three, --**  
such as Rhode Island Reds, New Hamp-  
shire, Plymouth Rock, etc.

**46109: Meat-type Chickens, Pen, --** three  
standardbred, crossbred, or straincross of  
same sex judged on meat production

**46110: Turkeys, all breeds, --** one bird of  
either sex

**46111: Ducks, Call or Bantam, --** all  
breeds, one bird of either sex

**46112: Geese, --** all breeds, one bird of  
either sex

**46113: Other Fowl, one bird either sex**

**46114: Eggs, one dozen**

### ♣FFA 4-H/Youth Pigeons ♣FFA

1. Exhibitor may enter two birds per class as singles. Old birds: hatched prior to January 1, current year; young birds, hatched current year. Young birds must have solid band on leg. 2. All pigeons must be shown with numbered band. Young birds must be shown with seamless bands, or be judged in the old class.

**46201: Old Cock**

**46202: Young Cock**

**46203: Old Hen**

**46204: Young Hen**

## △ Open-Class Poultry △

(4-H rules apply)

Uniform coops provided. Standard of Perfection will be used in judging. Birds entered in single classes will not be permitted to show as part of an exhibition pen, nor will birds composing pen be permitted to show for single prizes. Premiums will be paid on all breeds recognized by the Standard of Perfection (except Bantams).

**06100: Standard Breeds, Large Fowl, --**  
one young bird of either sex

**06150: Standard Breeds, Large Fowl, --**  
one old bird of either sex

**06200: Standard Breeds, Bantams, --** one  
young bird of either sex

**06250: Standard Breeds, Bantams, --** one  
old bird of either sex

**06300: Production pullets/pen, --** three  
standardbred, crossbred or straincross hens  
judged on egg production only

**06350: Production hens, pen, --** three  
standardbred, crossbred or straincross hens  
judged on egg production only

**06400: Dual-purpose pullets, --** pen,  
three, such as Rhode Island Reds, New  
Hampshire, Plymouth Rock, etc.

**06450: Dual-purpose hens, pen, --** three,  
such as Rhode Island Reds, New Hampshire,  
Plymouth Rock, etc.

**06500: Meat/type chickens, pen,(3)**

**06600: Turkeys (1)**

**06650: Ducks (1)**

**06700: Geese (1)**

**06750: Other fowl (1)**

**06800: Pigeons (pair)**

**06999: Eggs, one dozen**

### Rooster Crowing Contest

One bird per exhibitor. (Bird with the largest number of Crows wins.) Ties will be "crowed off" by committee rules. Roosters will be penned in individual coops and handlers cannot clap or annoy birds. Exhibitors will not be permitted to disturb roosters during contest. (5 minute time limit)

**Poultry Breed Identification Quiz!**  
(To be taken day of Poultry Show)



FFA△ **RABBITS** ♣ FFA△Superintendent: *Melissa Green*

***2020 4-H Show will be  
via alternative methods  
due to a disease outbreak***

1. Each member may exhibit **No more than 15 per person.**
2. Exhibitors must show their rabbit (s) during judging.
3. All rabbits must be tattooed.
4. White and colored fur entries must be made from rabbits entered in the regular breed classes 47011-47458. Classes will be by breeds, according to ARBA standards.
5. Any rabbit shown must be owned and in the possession of 4-H'er before July 1.
6. Pre Juniors do not compete for Best of Breed or Best of Show.

**\*\*Rabbits need to be minimum weight for their breed**

#### **4-H Rabbit**

♣ FFA **Showmanship** ♣ FFA

- 47001: Junior Showmanship**  
**47002: Inter. Showmanship**  
**47003: Senior Showmanship**

- 47101: Rabbit Notebook**  
**47102: Rabbit Poster**  
**41703: Rabbit Display**  
**41704: Rabbit Project Talk**  
**(virtual)**


Please see guidelines for notebook, posters, and displays on page 21.

Please see guidelines for project talks on page 12.

**Showmanship and project talks will be submitted via “flipgrid” . Information for upload will be e-mailed to registrants.**

#### △ **Open - Class Rabbits** △

**Open Class is  
Cancelled due to the  
rabbit disease outbreak**



☿FFA △ **SHEEP** ☿FFA △

**Superintendent:** *Rebecca Rookstool/Will Johnson*

1. No person may show more than two market animals and two breeding. 2. Market lambs must be either wethers or ewes. 3. All sheep must be identified with an official USDA premise ID tag.

☿FFA **Sheep Showmanship** ☿FFA

Exhibitors may only show an animal in showmanship that they have exhibited.

48001: Senior Showmanship  
48002: Intermediate Showmanship  
48003: Junior Showmanship

☿FFA **4-H/Youth Sheep** ☿FFA

48101: Prospective Market Lamb -- weight less than 90 pounds  
48102: Market Lamb -- weight 90 pounds or more  
48201: Breeding Ewe Lamb, -- born after August 31, previous year  
48202: Yearling Ewe, -- born before September 1, previous year

△ **Open-Class Sheep** △

08100: Prospective Market Lamb -- weight less than 90 pounds  
08200: Market Lamb -- weight 90 pounds or more  
08300: Breeding Ewe Lamb, -- born after August 31, previous year  
08400: Yearling Ewe, --- born before September 1, previous year  
8600: Ram Lamb, -- born after August 31, previous year

☿FFA △ **Shepherd's Lead** ☿FFA △

1. These classes are to present sheep in the most attractive manner, to improve the image of sheep and to give spectators an opportunity to view well groomed sheep shown at halter by attractively dressed contestants wearing wool garments. Entrants may purchase or construct their own garment which should consist of at least 60% wool exclusive of accessories. Judging will be based on the attractiveness and suitability of the garment to the contestant, the contestant's artistry, and appearance, and the contestant's ability to control and present the sheep at halter. The sheep may not be blanketed during the contest, only head or neck decorated. Scripts should be presented to the office prior to the sheep show.

**Shepherd's lead**

48301 Junior, ages 13 & under  
48302 Adult, ages 14 & over

**Decorator Class**

48301 Junior, ages 13 & under  
48302 Adult, ages 14 & over

**Shepherd's Lead**

**Sat. August 1**

**2:00 pm**

If you like to see kids dressed in wool outfits and showing sheep at the same time this is for you!

△ **SWINE** ☿FFA △


**Superintendent:**

*Mark Nelson /James and Jenna DeRouchey//Bryce Hoeltzel/Alvin Stutzman*

1. No person may show more than two market animals and two breeding animals. 2. All swine will be identified by 4-H ear tag. 3. Health Requirements:

Swine must be free from clinical signs of infectious or contagious disease. 4. All market swine will be shown by breed (not divided by sex). 5. All market hogs and breeding swine will be classified as to breed classification by the Swine Superintendent or his/her appointees prior to the establishment of classes. That decision is final. 6. There must be 3 or more animals of the same breed to show in separate breed class. 7. In accordance with suggestions from the Kansas Animal Health Department, the Pottawatomie Co. Fairboard is strongly recommending that all swine exhibited at the Pottawatomie County Fair be either sold to the floor buyer or taken to a locker immediately following the fair.

It has been highly suggested that you purchase clip-on style feeders for pigs in the barn.



☿FFA **4-H Swine** ☿FFA

**Showmanship**

Exhibitors may only show an animal in showmanship that they have Exhibited

49001: Senior Showmanship  
49002: Inter. Showmanship  
49003: Junior Showmanship

☿FFA **4-H/Youth Swine** ☿FFA

49101: Prospective Market, -- weight less than 230 lbs.  
49102: Market -- weight 230 lbs. or more  
49201: Breeding Gilt

△ **Open-Class Swine** △

09100: Prospective Market, weight less than 230 lbs.  
09300: Market, -- weight 230 lbs. or more  
09500: Breeding Gilt

**Pig clip-on style Feeders**

It has been highly suggested that you purchase clip-on style feeders for your pigs in the barn.

**Reminder:** Just a reminder that the swine barn is a wet barn. There is no need for Fans to be placed under the drips. We ask that you follow this safety measure



# Fair Award Sponsors

**Clothing** — Farmers State Bank, Westmoreland, Blackjack 4-H Club, St. George, Barbara Rezac, Emmett

**Demonstration/ Public Presentation**— Jim and Debbie Gordon, Westmoreland

**Dog** — Dr. Gail McPeak, Wamego, St. Marys Vet Service, St. Marys, Griffith Lumber Co., Manhattan

**Energy Management** — Roy and Shay Duer Family, Onaga

**Entomology** — Olsburg Boosters 4-H Club, Kevin Staats Family, Wamego, Taellor Hamneke, Olsburg

**Family Consumer Science Judging**— County FCE Council, Wamego, Lucky'Leven 4-H Club

**Family Studies** — Ryan & Holly Olberding

**Fashion Revue** — Barbara Rezac, Emmett, Tom Nelson, Olsburg, Lucky'Leven 4-H Club, Wamego, Nancy Hubbard, St. George, Fred & Michelle Dietrich, Wamego, The McVay Family, Wamego, Onaga Hardware, Onaga, Stutzman Hog Farm, Wamego, Howie's Recycling, Manhattan, Griffith Lumber Company, Manhattan, Kyra Olberding, Wamego

**Fiber Arts** — Jared & Sarah Jones Family, Emmett, Fred & Michelle Dietrich, Wamego, SBS Insurance, Seneca, "In Memory of Lola Jacobson" Tress Jacobson, Shannon Calkins/Justin Redding, Wamego, "In Memory of Betty Stewart" Kellie O'Shea

**Field Crops**—Michael Olson, Olsburg

**Flowers** — Daniel and Krista Skucius

**Foods** — Howie's Recycling, Manhattan, "In Memory of "Lois Jean Sylvester" Kaw Valley 4-H Club, Wamego, Bluestem Electric Coop, Wamego, Kaw Better Homes FCE, St. Marys, Triple V 4-H Club, Emmett, "In Memory of Valdimir & Dale Bairow" Sharon Bairow Riffey, Kansas Wheat Commission, Manhattan, Dutch Mill 4-H Club, Wamego, Ivan & Vicki Jones, Frankfort, "In Memory of Dianna Figge" Keith Figge Family, Joel & Julene DeRouchey Family, Wamego.

**Forestry** — Alan Hynek, St. George

**Geology** — Rob & Lesa Reves, Olsburg, Jayhawkers 4-H , St. Marys, Morgan & Sheridan Reves, Olsburg, Mike & Vicky Swann, St. Marys

**Home Environment** — Jayson & Erin Tynon, John & Jeanna Haug

**Horticulture** — The Terhaar Family, St. George, Tim & Sandy Zoeller Family, Olsburg, Karen Matson, Onaga

**Photography** — Griffith Lumber Company, Manhattan, "In Memory of Ed Phillips" Phillips Family

Westy Trailblazers 4-H Club, Carlyn, Rylee & Michael Olson, Olsburg, Kaw Better Homes FCE, St. Marys, Bob & Gail King, Wamego, Jim Gordon, Westmoreland

**Self-Determined** — The Montenegro Family, St. George

**Small Engine** — Bluestem Electric

**Space Tech** — Waters True Value, Wamego, Triple V 4-H Club, Emmett

**Table Setting** — Hope Jacobs, Wamego, Richard Dugan Family, St. George, Lyle Blockcolsky Family, Olsburg

**Tractor Operators** — "In Memory of Christopher J. Browne", Olsburg, Prairieland Partners, Wamego

**Visual Arts** — Deb McClain-Williams, Olsburg, Barb A. Abitz, Emmett, "In Memory of Dianna Figge" Keith Figge Family, "In Memory of Kim Schwant", Edith McClain, Gaylord, The Montenegro Family, St. George, Hayes Rickstrew, Wamego, Braden Shwarz, Spencer Dugan, Josh & Tiffany Engelken

**Wildlife** — "In Memory of Fredy Wilson" Jacob Dietrich, Wamego, "On Behalf of Friends of Sunset Zoo", Sunset Zoo

**Woodworking** — Griffith Lumber Co., Manhattan, The Gude Family, Olsburg, "In Memory of Everett Budenbender" Colleen Budenbender, Jim & Dianna Nelson, Olsburg

**Horse** — Ag Partners, St. Marys, DBA Bed & Buggy Inn, Shari Dodds, "In Memory of Rosie Clymer" Roy Duer Family, Duane & Pam Davis, Westmoreland, Robert & Barb Rickstrew, Wamego, RW Milling, Wamego, Vanderbilts, Wamego, Pottawatomie Co. Farm Bureau Association, Wamego, Becky & Tim Sutton, Wamego, Shad Martson

**Poultry** — Nelson Poultry Farms, Manhattan, Lance & Sarah Haller Family, Wamego, Blackjack 4-H Club, St. George

**Rabbits** — Onaga Ag & Auto, Onaga, Blue Valley Electric & Building Supply, Olsburg, The Kevin Staats Family, Wamego, Jim & Martha Turner, Olsburg, Larua Turner, Olsburg, Elizabeth & Kaylee SinghDhillon, St. Marys, Griffith Lumber Company, Manhattan, Eric & Melissa Green Family, Wheaton

**Bucket Calf** — Pat Hartwich & Sons, Onaga



# Fair Award Sponsors

**Beef**—Brush Creek Cattle Company, Westmoreland, Mark & Carol Minihan, Wheaton Olsburg Boosters 4-H Club, Olsburg, “In Memory of Argyl & Judy Figge” D’Aloia & Figge Families, Onaga, St. Marys Lumber, St. Marys, Troy Marple Family, Westmoreland, The Honeycutt Family, Wamego, Eldon Sylvester Family, Wamego, Wade Minihan, Wheaton

**Dairy/Dairy Goat**— Donn Teske, Wheaton, Ag Partners, Seneca, Jack Bernritter, Havensville, The Dulohery Family St. George, Wamego Drug Store, Gretchen Kopp, Burrton, Onaga Health and Rehab, Onaga, Honeycutt Family, Wamego

**Meat Goat** — Tasha Lara Daycare, Havensville, The Honeycutt Family, Wamego, Chris & Laura Mulligan, Emmett, Doug & Marcia Hermes Family, Wamego, Joseph Hubbard, Olsburg, Tyree and Delaney Figge, Onaga, *Denton Auto Salvage*, St. Marys, McClain Homestead, Gaylord, Gaine and Riffel Family, Westmoreland

**Sheep** — “In Memory of Kenneth Snapp”, Rita Snapp, Westmoreland, Ron & Nita Pope, Olsburg, Della Sass, Westmoreland, Isaac Brunkow, Westmoreland, Tracy & Sue Ahlquist, Onaga, Rebecca Rookstool, Attorney

**Shooting Sports:** Sara Jacobs, Wamego

**Swine** — Barb A. Abitz, Emmett, Al & Lois Spencer, Wamego, Doug & Clara Ebert, St. George, Craig Good, Olsburg, Fink Show Pigs, Wamego, CK Show Pigs

**Round Robin** — Manhattan Commission Company, Manhattan, “In Memory of Leon P. Cline” Pottawatomie County Fairboard, Kan Equip, Wamego, Tabatha Brooks Miller, Westmoreland, Beth Gaines, Westmoreland, Shannon Blocker, Westmoreland

**Rate of Gain** — Shawn & Mandy Rickstrew, Wamego, Griffith Lumber Company, Manhattan, Wheaton 4H Club, Wheaton

**Livestock Skillathon** — Valley Vet Supply, Marysville, Gary & Karol Fike, Westmoreland, R & L Angus Hinrichsens, Westmoreland, Bob & Tami Weaver, Wamego, Eldon & Julie Sylvester, Wamego, Joel & Julene Derouchey, Wamego, Wege Farms, Duane & Loretta Wege, Onaga, LC Ranch Luke & Carol Perry, Onaga

**Livestock Judging** — The Marple Family, Westmoreland, Bryce & Ella Hoeltzel, Olsburg, The Berges Family, Onaga H&H Show Supply, Brad & Sherri Hurst, Animal Health Pharmaceuticals, Darrin Figge, Onaga

**Stockman’s Quiz** — Scott & Michele Jacobs Family, Wamego, Michele Jacobs State Farm Insurance, Wamego, David & Sharon Weigand, Texas,

**Beef Carcass** — Mike & Tasha Lara Family, Hans & Jenny Hoeltzel, Olsburg, Gary Fike Family, Westmoreland

# 4-H Club Responsibilities

## DURING THE FAIR —

**Blackjack, Shining Star** — Fairgrounds Development—Fair // **Dutch Mill** - Clothing Judging — Pre-fair  
**Jayhawkers, Kaw Valley** — Arts & Crafts Judging — Pre-Fair // **Lucky'Leven** - FACS Judging — Pre-Fair  
**Olsburg** — Photography Judging — Fair /// **Triple V** — Food Sale — Fair  
**Westy Trailblazers** — Fashion Revue — Pre-Fair //// **TBD**— Fashion Revue — Fair

## AFTER FAIR CLEAN-UP —

<b>Blackjack</b> — East Building	<b>Dutch Mill</b> — Swine Area	<b>Jayhawkers</b> — Sheep
<b>Kaw Valley</b> — Dairy, Bucket Calf	<b>Lucky'Leven</b> — Foodstand	<b>Olsburg</b> — West Building
<b>Shining Star</b> — Poultry Area	<b>Triple V</b> — Rabbit Area	
<b>Westy Trailblazers</b> — Beef Area		

## **PRE-FAIR CLEAN-UP**

**Wednesday, July 22nd.**

The annual clean-up of the fairgrounds will be held at 6:00 p.m.. We will appreciate all the helpers your club can send. Bring brooms, hammers, rags, cleaning supplies, etc.

<b>Wednesday</b>	11:30 a.m. - 10:00 p.m.	<b>Wheaton</b> (Extra help Triple V)
<b>Thursday</b>	6:45 a.m. - 1:30 p.m.	<b>Shining Star</b> (1 Ambassador)
	1:00 p.m. - 3:30 p.m.	<b>Westy Trailblazers</b>
	3:00 p.m. - 8:00 p.m.	<b>Triple V</b> (extra help)
	6:00 p.m. - 11:30 p.m.	<b>Jayhawkers</b> (extra help)
<b>Friday</b>	6:00 a.m. - 10:30 a.m.	<b>Shining Star</b> (2 Ambassadors 5-8pm)
	10:30 a.m. - 3:30 p.m.	<b>Lucky'Leven</b> ( 2 Ambassadors 7:30-10:30pm)
	10:30 a.m. - 3:30 p.m.	<b>Westy Trailblazers</b>
	10:00 a.m. - 3:30 p.m.	<b>Dutch Mill</b>
	3:00 p.m.--11:30 p.m.	<b>Kaw Valley</b> ( 2 Ambassadors 5-8pm)
<b>Sunday</b>	7:00 a.m.-1:00 p.m.	<b>Olsburg</b>
	12:30 p.m.-5:00 p.m.	<b>Lucky'Leven</b>

**MAINTAINING FAIRGROUNDS** — Thursday-- **Blackjack, Kaw Valley, Triple V** — Friday- **Lucky'Leven, Shining Star, Jayhawkers** —Saturday - **Olsburg, Dutch Mill, Westy Trailblazers** -

Keep grounds and exhibit buildings free of litter throughout the day and evening. **Everyone!** (all club members are expected to help pick up trash and sweep as needed all during the day --- **not just at night**--- on your designated day. Extra trash can liners will be placed in the bottom of the trash cans for easy replacement before they overflow. Trash needs to be carried to the larger dumpsters at the rear of the Foodstand often. (UTV's are available for **Adults Only** and can be checked out from Fair Office. Please check TRASH CANS often, especially at 1 p.m. and 7 p.m. and at the end of the day.

**ALL** shifts overlap ½ hour (except special notes) to give time for ending shift to restock and to do a \$ money check (with one representative from incoming/ one from outgoing) **Those who work the first shift of the day need to report 15 minutes early .**

# POTTAWATOMIE COUNTY FAIR CALENDAR

**Due to COVID-19, some activities have been changed.  
Please be sure to check the schedule**

**4-H Cat Show Judging- Going Virtual this year!  
4-H Dog Show: Postponed until Fall**

**Friday, July 24 --PRE-FAIR -- SCHEDULE**

## **Onaga High School and Fairgrounds**

**Complete pre-fair letter found at:**

<https://www.pottawatomie.k-state.edu/fair/index.html>

8:30-11:30 a.m. ....Clothing Construction  
8:30-11:30 a.m. .... Buymanship Notebooks  
8:30-11:30 a.m..... Fiber Arts  
9:00- 11:30 a.m.....Fashion Revue Buymanship  
12:00pm ..... Fashion Revue Constructed  
10:00 a.m.-12 pm..... FACS Judging  
8:30 - 9:30 a.m.....Table Setting Set up  
10:00 a.m.....Table Setting Judging

### **Entomology & Geology**

8:30 a.m..... Entomology boxes arrive  
9:00 a.m.....Entomology Conference Judging  
8:30 a.m.....Geology boxes arrive  
10:00 a.m.....Geology Conference Judging  
All Visual Arts .....8:30 - 12:00 p.m.  
Crafts, Drawing, Painting, Sculpting, Ceramic, Legos,

**FASHION STYLE REVUE SHOW — July 24**

**6:00 P.M. Onaga High School Auditorium**

## **FAIRGROUNDS — ONAGA**

**Saturday, July 25th**

**Horse Show 3:00pm**

**Wednesday, July 29th**

10:00 - 11:00 a.m.....Open Class Foods: Check-in  
11:00 - 12:30 p.m.....Open Class Food Judging  
1:00 - 4:30 p.m.....Foods Judging

**PLEASE DO NOT ARRIVE EARLIER THEN NECESSARY**

**4-H Judging Schedule will be set shortly.**

**We are looking to allow for Social distancing**

2:00 - 4:00 p.m.....Table Setting Check-in

**EARLY ARRIVAL:**

8:00 a.m.-10:00 p.m.....Beef, Sheep, Swine, Goats

**THURSDAY, July 30th**

**ALL LIVESTOCK must be on fairground premises by 9 a.m. Thursday of the Fair!**

8-9 a.m.....Swine Weigh-In

9-10 a.m. ....Beef Weigh -In

10-11 a.m.....Sheep/Market Goats Weigh-In

8:30 a.m. -12:00 noon...ENTER ALL OTHER EXHIBITS

9:30 a.m. –12:00 noon.....Individual Display, Family Studies, Shooting Sports, Notebooks, Self-determined  
Please check in by 11:00 A.M.

12:30 p.m. .... Open Class Arts & Crafts /  
Duct Tape/Recycling West Building

1:00 - 3:00 p.m.....Horticulture Judging Contest

1:00 p.m.....Open Class Clothing/Handiwork/  
Quilting/Knitting/Crochet  
(Listen to Judges comments in the Fair Pavilion)

1:00 p.m.....4-H & Open Class Horticulture, For-  
estry Notebooks, Field Crops

1:00 p.m..... 4-H & Open Class Booths/Banners  
(If signed up and not doing booth please contact the  
Extension Office by Aug.1)

1:00 p.m.....4-H Home Environment  
(includes Repair /Refinish furniture & articles)

2:00 p.m.....Demonstration Talks/Public  
Presentations (Southwest corner of East building)

2:00 p.m.....VO-AG/FFA Mechanic

1- 5:00 p.m.....LIVESTOCK SKILLATHON

**4:00 p.m.....EXHIBITS OPEN**

4:00 p.m.....DAIRY GOAT SHOW  
followed by DAIRY CATTLE

5:00 p.m..... Meat Goat

Order: Showmanship / Breeding /Market animals  
followed by Sheep

Order: Showmanship / Breeding /Market animals

5:30 p.m.....Barn Quilts (judging Fair Pavilion)

**10:00 p.m.....EXHIBIT BUILDINGS CLOSE**

## **Friday, July 31st**

8:00 a.m.....Rabbit Judging  
9:00 a.m.....4-H Small Engine, Electric  
Energy Management  
9:00 a.m.....4-H & Open Photography  
9:00 a.m.....Woodworking  
10:00 a.m.....Youth Tractor Driving Contest  
11:00 a.m.....4-H Space Tech  
1:00 p.m.....POULTRY SHOW  
Rooster Crowing Contest and Poultry Breed ID Contest  
1:00—3:00 .....STOCKMAN'S QUIZ  
1:00—3:00 .....STOCKMAN'S QUIZ  
**4:00 p.m.....EXHIBITS OPEN**  
5:00 p.m.....BEEF SHOW  
Order: Breeding/Showmanship /Market animals  
**10:00 p.m.....EXHIBIT BUILDINGS CLOSE**

## **Saturday, August 1st**

**8:00 a.m.....EXHIBITS OPEN**  
8:00 a.m. ....Deadline for 4-H/FFA  
Youth Livestock Sale sign up  
8:00 a.m.....SWINE SHOW  
Order: Showmanship / Breeding /Market animals  
(Swine sale. sign up right after Swine Show)  
(Educational activity in the Fair Pavilion)  
10 a.m.- Noon .....ROUND ROBIN sign up  
1:00 p.m.....BUCKET CALF SHOW  
2:00 pm.....SHEPHERD'S LEAD  
5:00 p.m.....YOUTH LIVESTOCK SALE  
Order: ..... Meat Goats, Sheep, Swine, Beef  
**10:00 p.m.....EXHIBIT BUILDINGS CLOSE**

## **Sunday, August 2nd**

**8:00 a.m.....EXHIBITS OPEN**  
**8:00a- 4 p.m..... 4-H Exhibits Released**  
9:00 a.m.....Registration Livestock Judging  
9:30 a.m.....LIVESTOCK JUDGING  
2:00 p.m..... Round Robin Showmanship

### **Disclaimer:**

Please practice social distancing-  
Not liable for any injuries or issues, you  
assume all risk

K-State Research and Extension is committed to providing equal opportunity for participation in all programs, services and activities. Accommodations for persons with disabilities may be requested by contacting the event contact Daniel Skucius two weeks prior to the start of the event (July 10th) at 785-457-3319 or skuciusd@ksu.edu. Requests received after this date will be honored when it is feasible to do so.

**Kansas State University Agricultural Experiment  
Station and Cooperative Extension Service**

K-State Research and Extension is an equal opportunity provider and employer.

**K-STATE**  
Research and Extension

Pottawatomie  
County