


RODEO LIGHTS AND

POTTAWATOMIE
COUNTY FAIR



2022

COUNTRY NIGHTS



Onaga, KS

August 3rd - 7th



K-STATE

Research and Extension

Pottawatomie County

Storm Shelter — Onaga High School - Basement and Gym

FAIRGROUNDS — Phone number 785-889-4501— Location: 901 High Street, Onaga, Ks.

STORM SHELTERS — Designated area is the Onaga High School basement & gym

SUPPORT THE FAIR SUPERINTENDENTS — listed under individual projects Please express your concerns to these individuals but remember superintendents are Volunteers!

FAIRBOARD MEMBERS --

President: Mike Lara — 785-477-2317

Vice-President: Richard Dugan—785-844-0015

Secretary: Jeff Jones - 785-456-3964

Treasurer: Ben Schoenberger - 785-456-2000

Commercial Exhibits and Camping: Barb Rickstrew - 785-456-6510 Cathy Wilber

Advertising, Mariah Louderback—785-456-1501

Rodeo: Jay Rezac - 785-456-3233

Entertainment - Alvin Stutzman - 785-313-4259

Maintenance/Grounds, Mike Lara — 785-477-2317 , Luke Perry - 785-535-8715

Fundraising, Troy Marple - 785-457-3927, Richard Dugan, 785-844-0015

Building Supervisors: Barb Rickstrew (West) Cathy Wilber (East)

SYMBOLS — The following symbols will be used:

⌘ - **4-H DIVISION – Age Division**

Junior - 7-10 years of age

Intermediate - 11-13 years of age

Senior - 14-19 years of age

△ - **OPEN CLASS DIVISION**

Youth - 13 & under

Adult - Adult 14 & up

Ⓡ - **FFA Division --** High School Freshman to Seniors

CLOVERBUDS — This program is for youth 5 or 6 years of age. The Cloverbud program is activity-focused. A 4-H Cloverbud member may not participate in any competitive 4-H event. Cloverbuds may showcase their exhibits at fairs and public events. They will receive an evaluation and participation ribbon. Pre-entry is required. Cloverbuds may not have 4-H livestock projects that require long-term, ongoing care or weigh-ins, nor can they participate as a competitive 4-H exhibitor with livestock divisions. Cloverbuds can display one project as a Cloverbud at the Fair.

**For more information go to: www.pottawatomie.ksu.edu or
the Pottawatomie County Fair Facebook page: Pottawatomie County Fair-KS**



**POTTAWATOMIE COUNTY
FAIR PAVILION**

The Pottawatomie County Fair pavilion was built in 1921 and had been used as a sale barn for around 50 years. Round barns were very popular in the early 1900's. Unfortunately, there are very few similar buildings or barns left in Kansas. Called pavilions after the exhibit halls at the World's Fair.

Table of Contents

ENTERTAINMENT.....	4-7
RULES	8-9
ARTS & CRAFTS.....	10-11
BANNERS/BOOTHES	11
CLOTHING AND TEXTILES/FASHION REVUE	11-12
DEMONSTRATIONS PUBLIC PRESENTATIONS.....	12
ENERGY MANAGEMENT.....	14-15
FAMILY STUDIES.....	14
ENTOMOLOGY	14-15
FOODS.....	15-18
GEOLOGY	18-19
HOME ENVIRONMENT.....	19-20
HORTICULTURE AND PLANT SCIENCE	20-22
INDIVIDUAL DISPLAY/SELF-DETERMINED	22
NOTEBOOKS.....	22
PHOTOGRAPHY	22-23
4-H STEM	23-25
TRACTOR CONTEST/VOCATIONAL AGRICULTURE.....	24-25
WILDLIFE AND SHOOTING SPORTS.....	25
WOODWORKING.....	25
LIVESTOCK RULES	26-27
BEEF	28
DAIRY/DAIRY GOAT	28
MEAT GOATS	29
POULTRY	29
HORSE.....	30
RABBITS	31
SHEEP / SHEPHERD’S LEAD.....	32
SWINE	33-34
SPONSORSHIP	33-34
CLUB ASSIGNMENTS.....	35
DAILY SCHEDULE OF EVENTS.....	36-37

Rodeo lights and country nights

“Kraft Rodeo”



Kraft Rodeo Company from Abbyville, Kansas will again be providing the livestock for the rodeo. There will be a competition **Friday and Saturday evenings** at 8:00 p.m. The rodeo will include traditional events as well as some for children.

Ticket prices are \$10 for adults / \$5 for children ages 5—12 and under 5 free.

“Poppin Penelope”

A **POP artist!** Witness one of the most talented, fun-loving, entertaining personalities as a balloon artist in the country. **Poppin’**

Penelope knows how to bring latex to life! Armed with the latest in balloon twisting technology-the all electric Inflata-Tron 3000- and dressed in her unique nineteen-fifties flair, Penny can twist whatever you can imagine! Don’t miss her family-friendly fun show. Roaming shows and during the Kraft Rodeo



“Rose’s Face Painting”



Have you ever dreamed of being a superhero? Or a butterfly? Or maybe even a princess! This year, you can just do that at the Pottawatomie county fair! Rose’s face painting will be there to help your face into a work of art. As a professional painter for over 4 years, Rose can’t wait to transform our fair into a sea of lions and tigers and bears, oh my!

“Manhatchet Axe Throwing”

Manhatchet is “Axecited” to be coming to the Pottawatomie county fair! Join the fun and testing your frontier skills in their mobile throwing trailer. Manhatchet is owned and operated by Manhattanites James Bond (yes that’s his real name) and Karen Bond. Manhatchet has core goals of providing a fun and amazing experience, philanthropy in the community and helping to make our community even better.

On Thursday, Friday, and Saturday

For Ages 10+, Under 18 y/o requires guardian approval.





Fair Food and Tasty Treats



4-H Food stand

Lions Club Stand

Scarecrow's Snow Cones

Iron's Grill and BBQ

Flattery's Funnel Cakes

Boo Boo's




Top Pop Kettle Corn

Ruckert's Snow Cones



POTTAWATOMIE COUNTY HORSE SHOW



Saturday, JULY 30th

1:00 pm

Fairgrounds Rodeo Arena

Pleasure and Speed Events



RANCH RODEO

Thursday Aug. 4, 6:30 p.m.

To enter Ranch Rodeo call: Mike Nelson -785-565-8477

12 teams can enter \$75.00/per person 4 person team (\$300)

Burrito Bar @ Ranch Rodeo:

Sponsored by Onaga Fire Department



4-H FOODSTAND SCHEDULE

Wed.— 11:30 a.m.— 4:30 p.m.
Thursday — 7:00 a.m.—10:00 p.m.
Friday — 7:00 a.m.—11:00 p.m.
Saturday — 7:00 a.m.—11:00 p.m.
Sunday — 7:00 a.m.—5:00 p.m.

4-H FASHION REVUE

ONAGA HIGH SCHOOL
FRIDAY, JULY 29TH - 6pm

Wednesday

4-H FOOD SALE

Wednesday 2-4 p.m.

At the Fairgrounds East 4-H Building.
Profits will be donated to the local
food pantries.

Thursday

FREE INFLATABLES:-

August 4, 5, 6, 6-10 p.m.

Located at the North Ball Diamond
activities to entertain kids during the
fair check out the fun at the North
Diamond

RANCH RODEO

Thursday 6:30 p.m.

To enter Ranch Rodeo call: Mike
Nelson -785-565-8477 12 teams can
enter \$75.00/per person
4 person team (\$300)

Burrito Bar

The Onaga Fire Department

will be having a Burrito Bar
Fundraiser during the Ranch Rodeo

DUCT TAPE CONTEST

Sponsored by: Pottawatomie Co.
Farm Bureau. **Rules:** 1) One item per
class 2) Items may be made with any
color duct tape 3) Items must be
created using 90% duct tape. Items
are to be entered in the West Fair
Building on Thursday before Noon.
Winning items will represent

Pottawatomie County at the State
Fair for cash prizes. Entry is open to
any individual or group residing
within the county. The 5 different
categories will be:

- #1. Hat #2. Purse/wallet
#3. Clothing #4. Wearable items
#5. Create your own.

Winners – 1st place, \$15 – 2nd place,
\$10 - 3rd place, \$5. Judging on
Thursday. Entries should in before
noon.

Friday - Saturday

ONAGA HISTORICAL MUSEUM

Friday 1-4p, Sat. 10a-4p

Open especially for fair-goers. The
Museum is located at 310 E. 2nd St.
Just 1 block south of the Catholic
Church. Also available by
appointment at 785-889-7104

Dime Toss!

The Onaga historical museum will be
having a dime toss on Friday
Evening and Saturday late afternoon
and evening at the fairgrounds.

BINGO

Friday and Saturday at 7 p.m.


(sponsored by the Wheaton-Onaga
Knights of Columbus) near the North
Ball Diamond

SAND VOLLEYBALL TOURNAMENT

Leisure Land Park

Double elimination sand volleyball
beginning Saturday at 7:00 a.m. Co-
ed teams. Entry fees and rules will be
publicized in advance.

For more details: Janelle Noel 785-
548-6237




KIDS PEDAL TRACTOR PULL

Farm Bureau will sponsor a kids
Tractor Pull on **Saturday** at the open
air pavilion. Registration will be at
1:30 p.m., with the Tractor Pull
beginning at 2:30 p.m.

TURTLE RACE & FAIR GAMES

Saturday 3:30 p.m. (Sponsored by:
Farmers State Bank) Activities will be
held on the North Ball Diamond.



SIT-N-STITCH

Crochet and Knitting

Learn to Crochet and Knit
Beginner to Advanced instruction
Needles, hooks, yarn provided
Saturday 9am - 12:00pm
Contact: Nancy Hubbard for more
info. 784-494-8305.

HORSESHOE TOURNAMENT

A round-robin elimination horseshoe
tournament will be held **Saturday** at
the Lions Club Park down the hill
from fairgrounds. The tournament
will begin at 10:00 a.m. Sign up by
9:00 a.m. Entry fee will be \$5.00 per
person. Official horseshoe rules will
be used. Any ground rules or bracket
changes will be determined by the
tournament director.

SOFTBALL TOURNAMENT

A continuous Co-Rec and Men's
Softball Tournament will begin at
6:00 Midnight on Thursday and
continue Friday through Sunday.
Championship: Sunday at 1 & 2 p.m.
Sign up contact: Adam Kufahl
(785-313-1280) or (785-396-4453.)



4-H Ambassador Games

Saturday 11am



Join our 4-H ambassadors for fun and games at the ball diamond! These youth led games are a great chance for youth to have some fun and get to know others!


FREE SWIMMING

Onaga Public Swimming Pool: Saturday

from 1:00 – 5:00 p.m., courtesy of: Marten Dozing & Excavating, Myers Construction, HB Excavating, Mitchel Kufahl, and Waddell and Reed.

FCE Pie Scholarship Auction

6 pies will be handmade by our Pottawatomie County FCE (Family Community Educators) Council which will be auctioned off at the beginning of the Livestock Auction. 100% of these earnings will go towards two local scholarships for any Pottawatomie County youth attending a 2 or 4 year college.



Sunday

ANNUAL FAIR PARADE

The Pottawatomie County Fair Parade, will be held in Onaga on **Sunday at 1:00 p.m.** No pre-entry required. All floats wishing to be judged for prizes meet in the parking lot south of the City Building, 319 Prospect St. at 12:15 p.m. All judging will be done at this time. Prizes offered this year: Organizational floats (Youth & Adult) —1st - \$25; 2nd - \$15; 3rd - \$10. Other entries receive participation ribbons.

FREE ICE CREAM SOCIAL

Sunday

Following the PARADE at the fairgrounds!
Sponsored by: The Pottawatomie Co. Farm Bureau Association

Ongoing

“RECYCLE TRAILER “

The Recycling Trailer will be available throughout the duration of the Fair for all patrons and fair-goers. Located just North of the 4-H Building. **Recyclable items are:** fiberboard boxes such as cereal boxes, cardboard, magazines, catalogs, newspapers, aluminum cans, and brown/green/clear glass.

SILENT AUCTION

For 4-H Members

The purpose of the silent auction is to give a financial opportunity to all 4-H members. The idea of the auction is to give all members a chance to sell their project. Auction items will be displayed at a set time for the community and family members to bid on items. The plan is to display the items in the East building using a booth space if available.

1. 4-H members, who are not participating in the livestock sale, will be permitted to sell one item in the silent auction.
2. 4-H'ers will be asked to give an estimated cost of the item when they enter. The project will be displayed with the 4-H'ers name and their estimated cost as the minimum bid.
3. The item will be picked up by the 4-H'er at 2:00 p.m. on Sunday. The 4-H'er will then be responsible for delivering the item and collecting the premium bid.
4. Auction time starts after the item has been checked in. **PLEASE BRING A PICTURE OF YOUR ITEM** at CHECK-IN times to the East building, and give to the FCS Agent.
5. A sign will be placed on every item for sale with a number and a paper for buyers to place their bid. Items will be located in East Building unless item is unable to be moved from exhibit area.
6. Any item that is sold at the Silent Auction cannot be exhibited at the Kansas State Fair. The Pottawatomie Co. Fair Assoc./ Pottawatomie. Co. Ext. Council do not guarantee a bid on all items. If no bid is received on an item, that item remains the property of seller.

Special Appreciation to:



Free wire-less internet service to Fairgrounds



GENERAL RULES

RULE 1 -

Sec. 1. The Pottawatomie County Fair Board reserves to its Board of Directors the final and absolute right to interpret these rules and regulations and arbitrarily settle, determine all matters, questions, differences arising from or connected with the Fair. **Sec. 2.** The management reserves the right to amend or add to these rules as its judgment may deem advisable. In the event of conflict of general and special rules, the latter will govern. **Sec. 3.** Any person who violates any of the following rules will forfeit all privileges and premiums and be subject to such penalty as the Board of Directors order. **Sec. 4.** The following rules and regulations apply to each and every department of the Fair, and exhibitors and concessionaires are required to familiarize themselves with all rules.

RULE 2 - Dates and Locations

Sec. 1. The Pottawatomie County Fair will be held at Onaga, Kansas, four days inclusive, unless postponed or extended by the management, which it may have the right to do for any cause which it may deem advisable.

RULE 3 - Liability of Exhibitor

Sec. 1. All property entered for competition or display shall be subject to the control of the secretary. **Sec. 2.** In no case shall the Pottawatomie County Fair be held responsible for any loss, damage, accident, or injury from any cause to people or animals, diseases included, while they or their property are on the fair grounds. **Sec. 3.** If the property owners or others interested in property desire protection, they must make their own arrangements for insurance.

RULE 4 - Exhibitor Space

Sec. 1. The management reserves the right to assign any space, stall, or pen not occupied to exhibitors on opening day of the Fair. **Sec. 2.** All goods must be unpacked upon arrival and empty cases removed, exhibitors bearing all expense of conveying, fixing, and removing their exhibits and the cost of constructing any fixtures, etc. **Sec. 3.** Exhibitor is responsible for keeping exhibits and exhibit space clean. **Sec. 4.** If it be ascertained that any exhibitor has in any inappropriate manner taken exception to the judgment ruling of an awarding committee, judge, or any of the Fair officials, the Board of Directors can expel said competitor so offending from competing or exhibiting on the grounds until he or she has made proper apology and has been reinstated. **Sec. 5.** If it is found that an exhibitor made false statements in regard to any animal or article, or if he or she interferes with the judges in the performance of their duties, he or she shall be excluded from competing.

RULE 5 - Claim for Injury

Sec. 1. No claim for injury of any person or property shall be asserted or suit instituted against the Pottawatomie County Fair Association on or in behalf of any person or firm having license to exhibit on the grounds. **Sec. 2.** If any damage, loss, or injury of property shall be caused by reason of neglect or willful act of any person or firm having license privilege to exhibit on the Fairgrounds, the Fair Association shall not be responsible, and in case it be subjected to any expense or liability, all persons causing same shall indemnify the Association. **Sec. 3.** Under Kansas law, there is no liability for any injury to or the death of a participant in domestic animal activities resulting from the inherent risks of domestic animal activities, pursuant to Sections 1 through 4 KSA 60-208. You are assuming the risk of participating in this domestic animal activity.

RULE 6 - Removal of Objectionable Exhibits and Displays

Sec. 1. The Management reserves the right to remove from the grounds any exhibit, animal, concession, or show that may be falsely entered; or may have any sign, banner or advertising manner which may be deemed unsuitable or objectionable.

RULE 7 - Entry and Requirements

Sec. 1. All entries must be filed with the superintendents not later than the date and time specified. The management reserves the right to reject any entries. **Sec. 2.** Exhibits competing for premiums must be the work of the exhibitor and the current year's work. **Sec. 3.** Exhibits will be released closing day of Fair. **Any exhibits removed or if clean up begins before 5 p.m. exhibitor will forfeit premium.** **Sec. 4.** Entries in every department and class must be in place by 12:00 noon opening day of the Fair. Foods will be entered and judged the day before. **Sec. 5.** No item can be entered in more than one project area.

General Rules continued

RULE 8 - Premiums and Awards —

Sec. 1. As the County premium allowance is limited, no premiums will be paid until after auditing by the Fair Board. If premiums allowed exceed the limit, premiums will be pro-rated. **Sec. 2.** The judges will award premiums on articles regularly mentioned in the schedule of premiums. Awards will be made by single-judge system and the decision of the judge will be final. **Sec. 3.** All premiums awarded will be paid in full according to the rules. **Sec. 4.** A ribbon and premiums will be awarded only if the exhibit meets the standard of quality. **Sec. 5.** The Fair board has set limit on the amount of premium to be awarded. Checks are written by family. In open class the limit will be \$75.00 per family. **Sec. 6.** If an exhibitor in 4-H or FFA, has previously sold livestock in another county fair in the State of Kansas they are not eligible to sell in the Pottawatomie County Fair Livestock Sale.

RULE 9 - Concessions and Privileges —

Sec. 1. The Board of Directors authorizes the letting of only such privileges or concessions as are necessary to supply the wants of the people or that may add to their pleasure, but under no circumstance, will a privilege for a questionable or demoralizing nature be let where the business is conducted in other than a legitimate and tradelike manner. Sale and consumption of liquors is strictly forbidden. **Sec. 2.** All spaces allotted must be decorated at purchaser's expense. Bring tables, chairs, and fans. **Sec. 3.** The Board of Directors will use every precaution to guard against extortion of any form practiced upon the Fair patrons. **Sec. 4.** Any official of the Pottawatomie County Fair Association will have access to the premises of any exhibitor or concessionaire at any time. **Sec. 5.** All booths, tents, or other enclosures must meet with the approval of the management. Posting or advertising outside space allotted will not be permitted, neither will soliciting be allowed outside of the booth or enclosure of any exhibitor. **Sec. 6.** A license fee of \$35 for indoor spaces and \$50 for outdoor spaces will be charged for all soliciting on the Fair grounds. Begging and public speaking are absolutely forbidden. **Sec. 7.** Commercial booths may set up in the evening. Check out time for Open Class exhibits is last day of fair.

RULE 10 – Camping — *NEW INFORMATION*****

Sec. 1 *All fees must be made with either the Extension office or Barb Rickstrew. All camping Spots will need to be reserved first come first serve starting June 1st with fair board member Barb Rickstrew (785-456-6510).* The campground below the fairgrounds is now under the stipulations of the Fair Association. The charge for camping below the fairgrounds is \$30 per camper and \$100 around the ball diamond per camper. If the plans that are underway to improve the electrical hookups below are complete, the charge will be \$100 per camper below as well. Fees need to be made payable to the **Pottawatomie County Fair Association** before July 10th and mailed to Pott. Co. Extension, P.O. Box 127, Westmoreland, Ks 66549. *(No campers on grounds above or below until the Sunday before Fair week.)*

RULE 11 - Open Class Entries —

Sec. 1. Clothing & Textiles, Arts & Crafts, Miscellaneous, Flowers and Horticulture are to be entered from 8:30 a.m. until noon on Thursday. All Open Class Booths are to be in place by noon, Thursday of the Fair. **Sec. 2.** **Open Class Age Divisions:** Adult–14 & up Youth–13 & under

RULE 12 - Youth Class Entries — 4-H Projects are designed to follow the State 4-H Guidelines

Sec. 1. Pre-entries are due in the Extension Office by July 10 for all 4-H and Open Class Livestock exhibits in the Pottawatomie County Fair. Pre-entries for Dogs are due to the Riley County Kennel club Division Superintendent for Agility, Showmanship and Obedience competition. FFA exhibitors must register fair entries with the Extension Office by July 10. **Sec. 2.** Age divisions for 4-H entries will be Junior Division - 7-10 years of age; Intermediate Division - 11-13 years of age; Senior Division - age 14 -19. **Sec. 3.** In order to compete in the 4-H division at the county fair, youth must be enrolled in that specific project phase by May 1 of the current year. 4-Hers enrolled after the May 1 deadline can still enter the non-competitive 4-H division to receive a participation ribbon (no premium will be awarded). Or can enter as OPEN CLASS. **Sec. 4.** Entries are limited to those classes for projects and phases in which the 4-H member is enrolled. Only regularly enrolled Vocational Agriculture students (including 12th grade) of departments located in Pottawatomie County or those living in Pottawatomie County will be allowed to exhibit. Final decision will be made by Vo-Ag instructors. FFA exhibits are limited to livestock (including rabbits and poultry), field crops, horticulture, farm machinery display, and participation in the Livestock Judging Contest, Tractor Operator's Contest & Youth Livestock Sale. **Sec. 5.** Conference judging will be offered in all areas. Judging times will be announced in the Fairbook and/or the Pre-Fair letter to all 4-H families. **Sec. 6.** Judges may award as many ribbons of any color as they feel are justified in any class. Judges' decisions are FINAL. **Sec. 7.** All exhibits judged prior to the Fair must be exhibited at the County Fair to receive ribbon or premium awards. **Sec. 8. Sign-up for State Fair** participation /exhibition of eligible entries MUST be made at the County Fair grounds by **3:00 p.m.** on Sunday, the last day of the Fair. Minimum age for showing at the State Fair is 9, as of January 1.

4-H Judging by Danish System

All exhibits receive a ribbon. Exhibits are judged in comparison with an ideal standard, not to each other. Exhibits are placed in four ribbon groups: **Purple** - outstanding on all standards

Blue - exceeds the minimum standard; may have flaws where improvements can be made **Red** - meets minimum standards; may be visible signs of needed improvements **White** - fails to meet minimum standards

Modified Danish System

Exhibits are compared to a standard, placed in four color ribbon groups, but are ranked top to bottom within each group.

Open Class -Judging by American System

Not all exhibits may receive a ribbon. Exhibits are ranked 1-2-3, etc. with a different colored ribbon for each placing. Exhibits are compared to each other.

4-H & FFA Classes	
Purple	\$3.00
Blue.....	\$3.00
Red.....	\$2.00
White.....	\$1.00
4H Champion.....	Large Purple
4H Reserve Champion.....	Lilac
⊠ Open Class ⊠	
1st Place Blue.....	\$3.00
2nd Place Red.....	\$2.00
3rd Place White.....	\$1.00
Champion.....	Large Purple

⊠ **4-H VISUAL ARTS AND CRAFTS** ⊠

Superintendent – Pre-Fair— Nathan Zeit Fair—Blackjack

1. All items should be displayable (i.e. pictures framed for hanging, etc.).
2. Limited to a total of five entries. Two per class.
3. Art is judged on overall appearance, including neatness, individual creativity, free expression, developmental levels, and the ability to follow directions.
4. Each exhibit is to be labeled (such as a mailing label). This should be attached in an inconspicuous place containing name of exhibit, class #, exhibitor's name.
5. There will be one entry selected overall from each category for State Fair Representation
6. Conference Judging
7. Champion plaque given in each age division for Fine Arts and a combination for other classes for "Various Arts" champions.

Fine Arts

Oil, chalk, charcoal, dyes, pastels, pencil, ink, acrylic, watercolor, etc..

40101: Jr. Fine Arts

40102: Int. Fine Arts

40103: Sr. Fine Arts.

Clay and Ceramics

Any original item made of clay; may be fired or unfired

40105: Jr. Clays and Ceramics

40106: Int. Clays and Ceramics

40107: Sr. Clays and Ceramics

Leather and Jewelry

Any leather piece or any jewelry piece made from any medium

40108: Leather and Jewelry

Three Dimensional

Must be observable on at least 3 Sides. Free standing or hung. Craft and pre-formed or assembled projects not allowed.

40109: Jr. Three Dimensional

40110: Int. Three Dimensional

40111: Sr. Three Dimensional

General Crafts

Miscellaneous pieces that do not fit in another category

40112: General Crafts

Building Creations (Legos, K'nex, etc.)

1. Open to Legos, K'Nex, or other similar building material
2. Maximum 2 entries
3. This is NOT a State fair eligible category. See "Architectural block construction" for State Fair eligible exhibits involving legos.

40108: 3-D Construction -- (*diorama, is a re-creation of a natural scenic setting which shows a specific moment in time.)

Building Creations

40109: Create Your Own Junior

40110: Create Your Own Intermediate

40111: Create Your Own Senior

40112: Made From a Kit

Champion Jr. — Champion Int. — Champion Sr.

* Lego size should be that which can be displayed in the dimensions of the display cases

⊠ **4-H FIBER ARTS** ⊠

Superintendent: Kaw Valley, Marie Jones and Vanessa Jones

1. No exhibitor may make more than **five** entries.
2. Articles which are normally worn as a pair are exhibited, and must be shown together. Fasten articles together securely with yarn.
3. Special consideration will be given to articles which are of original design. Such articles should have a note attached explaining the original design.
4. Clothing labels must be attached. See Clothing Rule #2.
5. Judging will be prior to the Fair. Check Fair Calendar for date, time and place.
6. All exhibits which need to be hung **MUST** have the appropriate hanger, rod, wire or other attachment in order to be properly displayed. For quilted items indicate who did the quilting and binding.
7. Conference Judging

40320: Crochet Article

40321: Needle Arts (Decorative Stitch) Embroidery /cross stitch Needlepoint, Candlewicking, Crewel, Lacework, Applique

40322: Knitting -(Knitted by hand/**or** Machine Knitted)

40323: Patchwork & Quilting

40324: Rug making

40325: Spinning - (one skein of yarn mini.10 yds. in length)

40326: Weaving

40327: Ethnic Arts

40328: Macramé

40329: Fabric/Fibers

40330: Educational Notebook – Should include a narrative describing the fiber art, samples of techniques, how-to etc.

Champion (Includes Class #'s 40324, 40329, 40330)

⊠ **OPEN CLASS ARTS & CRAFTS** ⊠

Superintendent: Michele and Hope Jacobs

1. Exhibitor may enter any one item in only one project area and may be considered for only one champion.
2. Non-conference judging.

ARTS

Acrylic--

00100...Adult 10100...Youth Class

Drawing -(Charcoal, paste, ink, pencil)

00101...Adult 10101...Youth Class

Mixed Medium--

00102...Adult 10102...Youth Class

Oil -00103 Adult...10103...Youth Class

Other--00104...Adult 10104...Youth
Painting (no canvas)
 00105...Adult .. 10105...Youth Class
Watercolor--
 00106...Adult 0106...Youth Class
Champion (each age division)

CRAFTS

Animals (stuffed)
 00110...Adult .. 10110...Youth Class
Baskets --
 00111...Adult 00111...Youth Class
Ceramics--
 00112...Adult 10112...Youth Class
Ceramics (hand molded)
 00113...Adult .. 10113...Youth Class
Clocks --
 00114...Adult10114...Youth Class
Dolls --
 00115...Adult ..10115...Youth Class
Dolls (costumes embellishments)
 00116...Adult ..10116...Youth Class
Fabric (embellishments)
 00117...Adult .. 10117...Youth Class
Flowers (artificial)
 00118...Adult10118...Youth Class
Holiday Art--
 00119...Adult 10119...Youth Class
Leather Craft
 00120...Adult ..10120...Youth Class
Lego Creations
 00121...Adult ..10121...Youth Class
Metal works--
 00122...Adult.10122...Youth Class
Other -- 00123...Adult ..10123...Youth
Wall Decorations
 00124...Adult ..10124...Youth Class
Champion (each age division)

OTHER CRAFTS

Writing -
 00125 Adult10125 Youth Class
Nursing Home Exhibits
 This category is open to residents from nursing homes in Pottawatomie County. These exhibits will be displayed together. Awards will consist of ribbons.
Boy Scout Project # 00135
Girl Scout Project # 00140

YOUTH RECYCLING CHALLENGE

Ages: 5-19

11701: Most creative entry made using at least one recycled item.
11702: Most useful entry made using at least one recycled item
11703: Article made from all recycle items.

⊠⊡ **BANNERS** ⊡⊠

Superintendent: Barb Rickstrew

1. Banners are a two-dimensional display, depicting one idea. The theme guidelines are the same as for booths and should be made of **non-flammable materials** that permit the banner to be folded or rolled without damage display. No three dimensional objects may be attached.
2. **Dimensions are to be between 12' and 16' squared with no side less than 3' feet.**
3. Banner title letters should be two inches in height. Banners must be hung on a wooden dowel stick along the top edge. A 6" piece of wire or chain should be fastened to each end of the dowel with an "S" hook attached to the other end of the wire or chain.
4. Banners should be made of materials that permit the banner to be folded or rolled without damaging the display. No objects may be attached to the front.
5. A label is to be attached to the front lower left- hand corner of the banner with the name of the club, county, and year. Waterproof ink prevents smearing and is recommended.
6. Letters should be 2" in height.
7. Non-conference judging

40155: 4-H Banner

00155: ⊠ **Open Class Banner** ⊠
 Champion-\$10.00

- 1st place - \$7.50;
 - 2nd place - \$5.00
 - 3rd Place - \$3.00
- (No Banner Exhibits at State Fair)

⊡⊠ **4-H Club Booth** ⊡⊠

Superintendent: Barb Rickstrew
Display Dimensions 6'x6' Open Space

1. Each display should illustrate a phase of 4-H work which is being practiced by the club.
2. No Booth Exhibits at Ks. State Fair.
3. Non-Conference Judging

40150: 4-H Club

⊠ **Open Class Booth** ⊠
Booth Dimensions 6'x6'

00150: Open Class
 Champion \$10.00
 1st place - \$7.50
 2nd place - \$5.00
 3rd Place - \$3.00

CLOTHING/TEXTILES

⊡⊠ **4-H Clothing** ⊡⊠

Superintendent at Fair: Marie and Vanessa Jones

1. Cloth clothing labels must be in each article. Exhibitors can make their own label on a piece of cloth with a permanent or laundry type marker. Labels should be about 3"x 2.5" in size and include exhibitor name, class number, county or district. Sew labels on inside of garment (back of neck, center of waistband, left end of apron band, or corner of article). Label each piece. Place entry form on front left shoulder seam of garments, or left side of waistband, as if you were wearing the garment, or lower left corner of flat articles.
2. **Special Handling:** Place garments on hangers with hook toward right shoulder. Attach skirts to hanger with large safety pin. If garment must be protected, place it in a clear plastic bag.
3. Pre-cut kits are acceptable for all clothing phases. All articles & garments must be finished.
4. No exhibitor may make more than five (5) entries.
5. State Fair allows one clothing entry and one education exhibit per exhibitor. Educational display for State Fair must be no more than 12" high x 12" deep x 18" long.
6. Digitizing: all entries must abide by current copyright laws.
7. Conference Judging

40201: * Junior Division

constructed article, garment or outfit
 Champion

40202: Junior Educational Exhibit

40203: *Intermediate Division
 constructed article, garment or outfit
 Champion

40204: Int. Educational Exhibit

40205: * Senior Division
 constructed article, garment or outfit
 Champion

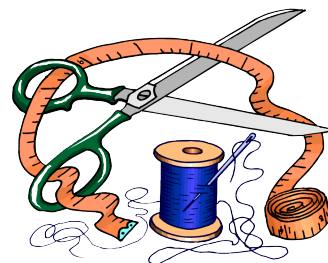
40206: Sr. Educational Exhibit

(*An article includes such things as hand weaving, hand-sewn projects, sewing box, pillows, toys, etc. not including quilts)

40207: Jr. Clothing Recycling

40208: Int. Clothing Recycling

40209: Sr. Clothing Recycling



⌘ 4-H Fashion Revue ⌘

Superintendent:

*Pre Fair--(Westy Trailblazers 4-H)
Fair Style Show- Lucky Leven*

1. A 4-Her may model only in the phase in which they are enrolled
2. Only one outfit may be modeled in Buymanship division and two may be modeled in the Construction division by each 4-H'er.
3. State Fair competition is open to age 14 and over in Senior Division.
4. Participants are requested to model only what can be worn. Garment should not be carried. For the buymanship garment, majority of outfit must be purchased (not borrowed).
5. Fashion Revue Script submission is required. Document found on the Pott. Ext website.
6. Buymanship entries are displayed at the County Fair.
7. 3x5" picture of the 4-Her Modeling is required.
8. No Accessories exhibited.
9. Senior Division – Bring cost per wear sheet (filled-out).
10. Conference Judging

⌘ 4-H Fashion Revue ⌘

Constructed Garment

- 40310: Junior Division
40311: Intermediate Division
40312: Senior Division

Buymanship Garment

- 40313: Junior for Young Women
40316: Junior for Young Men
40314: Int. for Young Women
40317: Int. for Young Men
40315: Senior for Young Women
40318: Senior for Young Men

* Buymanship Notebook

- (Pertaining to Buymanship project)
40307: Jr. Division
40308: Int. Division
40309: Sr. Division

OPEN CLASS

⌘ CLOTHING & TEXTILES ⌘

Superintendent:

*Nancy Hubbard #785-844-1273
Susan Hartwich # 785-458-9729
Miscellaneous entries or splits in classes
will be determined by the
superintendent
(One exhibit per class/per person)*

⌘ Embroidery ⌘

All classes include thread and yarn.

Hand Embroidery

00200 – Adult 10200 – Youth Class

Counted Cross Stitch on Canvas

00201 - Adult 10201 - Youth Class

Counted Cross Stitch on Plastic

00202 - Adult 10202 - Youth Class

Counted Cross Stitch Preprinted Fabric

00203 - Adult 10203 - Youth Class

Crewel Embroidery

00204 - Adult 10204 - Youth Class

Freehand Machine Embroidery

00205 - Adult 10205 - Youth Class

Computerized Machine Embroidery

00206 - Adult 10206 - Youth Class

Needlepoint

00210 - Adult 10210 - Youth Class

CHAMPION (each age division)

⌘ Lace ⌘

Tatting--

00216 - Adult 10216 - Youth Class

Bobbin Lace

00217 - Adult 10217 Youth Class

CHAMPION (each age division)

⌘ Rugs ⌘

Braided --

00266 – Adult 10266 – Youth Class

Crocheted

00267 – Adult 10267 – Youth Class

Hooked, latched or punched

00268 – Adult 10268 – Youth Class

Knitted --

00269 – Adult 10269 – Youth Class

Woven -- hand or loom

00270 – Adult 10270 – Youth Class

CHAMPION (each age division)

⌘ Weaving ⌘

Hand or needle woven

00291...Adult 10291...Youth Class

Loom woven

00292...Adult 10292...Youth Class

CHAMPION (each age division)

⌘ Spinning ⌘

Drop Spindle

00294...Adult 10294...Youth Class

Wheel Spindle

00295...Adult 10295...Youth Class

CHAMPION (each age division)

⌘ BARN QUILT ⌘

(Entries due by noon on
Thursday, Judging at 5:30 p.m.

(SIZE 2'x2' Not on Point)

Traditional Block....

00270. Adult ...10270... Youth Class

Original Design.....

00271...Adult ..10271... Youth Class

⌘ Quilting ⌘

One entry per class per person

Quilting must be a sandwich of 3 layers.
Judged on technique rather than size.
Quilts made or contributed by more than
1 person will be judged as a group.

Hand Quilted Quilt (Any Size)

(classes split, hand quilt, big stitch or tied)

Turned Edge Applique

00225...Adult 10225...Youth Class

Raw Edge Applique

00226...Adult 10226...Youth Class

Fusible Web Applique

00221... Adult 10221...Youth Class

Hand Embroidered

00227... Adult 10227...Youth Class

Machine Embroidered

00228... Adult 10228...Youth Class

Computer Embroidered

00222...Adult 10222...Youth Class

Hand Pieced

00229...Adult 10229...Youth Class

Machine Pieced

00230...Adult 10230...Youth Class

Paper Pieced

00223...Adult 10223...Youth Class

Whole Cloth

00231...Adult 10231...Youth Class

Multi Method

00232... Adult 10232...Youth Class

CHAMPION (each age division)

Sewing Machine Quilted (Any Size)

Turned Edge Applique

00233...Adult 10233...Youth Class

Raw Edge Applique

00234...Adult 10234...Youth Class

Fusible Web Applique

00261...Adult 10261...Youth Class

Hand Embroidered

00235... Adult 10235...Youth Class

Machine Embroidered

00236... Adult 10236...Youth Class

Computer Embroidered

00262...Adult 10262...Youth Class

Hand Pieced

00237...Adult 10237...Youth Class

Machine Pieced

00238...Adult 10238...Youth Class

Paper Pieced

00263...Adult 10263...Youth Class

Whole Cloth

00239...Adult 10239...Youth Class

Multi Method

00240... Adult 10240...Youth Class

CHAMPION (each age division)

Long Arm Quilted Quilt (Any size)

Turned Edge Applique

00241...Adult 10241...Youth Class

Raw Edge Applique

00242...Adult 10242...Youth Class

Fusible Web Applique

00264...Adult 10264...Youth Class

Hand Embroidered

00243... Adult 10243...Youth Class

Machine Embroidered

00244... Adult 10244...Youth Class

Computer Embroidered

00265...Adult 10265...Youth Class

Hand Pieced

00245...Adult 10245...Youth Class

Machine Pieced

00246...Adult 10246...Youth Class

Paper Pieced

00281...Adult 10281...Youth Class

Whole Cloth

00247...Adult 10247...Youth Class

Multi Method
00248... Adult 10248... Youth Class
CHAMPION (each age division)

Tied Quilt (Any size)

Turned Edge Applique
00300... Adult 10300... Youth Class
Raw Edge Applique
00301... Adult 10301... Youth Class
Fusible Web Applique
00302... Adult 10302... Youth Class
Hand Embroidered
00303... Adult 10303... Youth Class
Machine Embroidered
00304... Adult 10304... Youth Class
Computer Embroidered
00305... Adult 10305... Youth Class
Hand Pieced
00306... Adult 10306... Youth Class
Machine Pieced
00307... Adult 10307... Youth Class
Paper Pieced
00308... Adult 10308... Youth Class
Whole Cloth
00309... Adult 10309... Youth Class
Multi Method
00310... Adult 10310... Youth Class
CHAMPION (each age division)

Wall Hanging

(Need sleeve or hanger)

Turned Edge Applique
00249... Adult 10249... Youth Class
Raw Edge Applique
00250... Adult 10250... Youth Class
Fusible Web Applique
00282... Adult 10282... Youth Class
Hand Embroidered
00251... Adult 10251... Youth Class
Machine Embroidered
00252... Adult 10252... Youth Class
Computer Embroidered
00283... Adult 10283... Youth Class
Hand Pieced--
00253... Adult 10253... Youth Class
Machine Pieced
00254... Adult 10254... Youth Class
Paper Pieced
00284... Adult 10284... Youth Class
Whole Cloth --
00255... Adult 10255... Youth Class
Multi Method
00256... Adult 10256... Youth Class
CHAMPION (each age division)

Other -

(Table toppers, bags, pillows etc.)
Turned Edge Applique
00274... Adult 10274... Youth Class
Raw Edge Applique
00275... Adult 10275... Youth Class
Fusible Web Applique
00276... Adult 10276... Youth Class
Hand Embroidered
00277... Adult 10277... Youth Class
Machine Embroidered
00278... Adult 10278... Youth Class

Computer Embroidered
00279... Adult 10279... Youth Class
Hand pieced--
00257... Adult 10257... Youth Class
Machine pieced --
00258... Adult 10258... Youth Class
Paper Pieced
00280... Adult 10280... Youth Class
Whole Cloth
00259... Adult 10259... Youth Class
Multi Method
00260... Adult 10260... Youth Class
CHAMPION (each age division)

△ **Open Class Crochet** △

Superintendent: Susan Hartwich

All classes include traditional stitches, broomstick, and hairpin lace.

3-D Stuffed Item

00320... Adult 10320... Youth Class
Afgan

00321... Adult 10321... Youth Class

Blanket (any size)

00322... Adult 10322... Youth Class

Baby Blanket

00323... Adult 10323... Youth Class

Baby Article or Set

00324... Adult 10324... Youth Class

Edging and Laces --

(handkerchief, edged collars)

00325... Adult 10325... Youth Class

Garment -- includes (sweaters, ponchos, shawls)

00326... Adult 10326... Youth Class

Small Article

(mittens, scarves, headgear)

00327... Adult 10327... Youth Class

Small Thread Article - doilies

00328... Adult 10328... Youth Class

Other --

00329... Adult 10329... Youth Class

CHAMPION (each age division)

△ **Open-Class Knitting** △

Superintendent: Susan Hartwich

(classes split hand knitted versus machine)

Blanket (any size)

00347... Adult 10347... Youth Class

3-D Stuffed Item

00348... Adult 10348... Youth Class

Afgan

00349... Adult 10349... Youth Class

Baby Article or set

00350... Adult 10350... Youth Class

Baby Blanket

00351... Adult 10351... Youth Class

Edging and Laces --

(handkerchief, edged collars)

00352... Adult 10352... Youth Class

Garment -- includes (sweaters, ponchos, shawls)

00353... Adult 10353... Youth Class

Small Article

(mittens, scarves, headgear)

00354... Adult 10354... Youth Class

Small Thread Article - doilies

00355... Adult 10355... Youth Class

Other --

00356... Adult 10356... Youth Class

CHAMPION (each age division)

△ **Textile Construction** △

Adult Garments

00271... Adult 10271... Youth Class

Children Garments

00272... Adult 10272... Youth Class

Others

00273... Adult 10273... Youth Class

CHAMPION (each age division)

"Sit N Stitch"

Learn to Crochet and Knit

Beginner to Advanced instruction


Needles, hooks, yarn provided

Saturday 9am - 12:00pm

♣ **4-H Demonstrations/
Public Presentations** ♣
Occurs During Pre-Fair
Superintendent: Erin Tynon

**Illustrated Talks / Demonstration /
Public Speaking / Project Talks**

1. Presentations should be of sufficient length to cover the topic adequately, 5 minutes minimum and 15 minutes maximum.
 2. If you are using electronic visuals please have a copy of your slides inside a folder.
 3. **This may be team or individual.**
 4. Demonstrations / Illustrated Talks given at the county fair can be used for Achievement Award applications as taking part in a county event that is not already listed. This can also be done at State Fair
- 41360:** 4-H'ers all ages



4-H**ENERGY MANAGEMENT**

Superintendent: *Isaac Wilber and Hayes Rickstrew*

- Each exhibitor may enter 3 articles in this division, only one article per class.
- Articles may have been used, but if so, should be cleaned before exhibiting.
- A sheet of operating instructions should be furnished for any exhibit not self-explanatory.
- Exhibit should be able to be operated. If battery power is required, batteries should be furnished.
- Any project with a complexity of size or electronics must have (A) instructions for assembly and use, and (B) equipment available at the time of judging for actual testing of the exhibit.
- Gasoline engines cannot be exhibited in this division.
- No hand-dipped solder used on exhibits.
- Conference Judging

40401: AC Electric Projects

Electric projects with a 110 or 120 V alternating current (AC) power source. Some project examples are household wiring demonstrations, small appliances extension cords, trouble lights, indoor or outdoor wiring boards, or shop lights. Projects may be a restoration or original construction. The project must be operational and meet minimum safety standards. AC projects must be 110/120V, no 240 V exhibits are allowed, and must be constructed so that judges have wiring access to examine the quality and safety of workmanship.

40402: DC Electric Projects

Electronic projects with a battery or direct current power source. This class includes electric kits or original projects. This class also includes demonstration DC Powered projects. Examples include; wiring two or three way switches, difference between series/parallel lighting circuits or wiring doorbells switches. All DC electric projects must work with batteries supplied by 4-H'er. Projects must be constructed so that the judges have access to quality of wiring workmanship.

40403: Electronic Projects

Electronic projects with a battery or direct current power source. This class includes electronic kits or original projects. Ex: include radios, telephones, toy robots, light meters, security systems, etc. May be constructed using printed circuit board, wire wrap, or breadboard techniques. Include instruction/assembly manual if from kit. Include plans if an original. Projects must be constructed so judges have access to quality of wiring workmanship

40404: Educational Displays

This class includes any educational displays, exhibits or science fair projects which DO NOT have a power source, i.e. exhibits, posters or displays of wire types, conduit types, electrical safety, tool or motor parts identification or electrical terminology. Educational displays and exhibits must be legible from a distance of four feet.

Small Engine Repair

(Include a description of what was repaired and the cost of repairs.) (No gasoline in engines.)

40416: Display — selecting one of the following: 1) a display identifying different engine or lawn and garden equipment parts or a display showing the function of the various engine or lawn and garden equipment parts; or 2) a display identifying and explaining the functions of different special tools needed for small engine work; 3) display illustrating and providing the results of any one of experiments that are included in the project books. No complete engines, lawn tractors, tillers, chainsaws are permitted for display.

40417: Maintenance — Exhibit a display that illustrates either 1) Routine maintenance procedures or 2) Diagnosing, troubleshooting specific problems in an engine. No complete engine, lawn tractors, tillers, chainsaws, etc. are permitted.

40418: Operation — Exhibit an operable small engine (no more than 20 HP) overhauled or rebuilt by the member. Include maintenance schedule for the engine and a brief description of steps taken by the member overhauling or rebuilding the engine. Maximum tri-fold size is 3' by 4'. Engine should contain no fuel in tank /carburetor.

40420: Educational Display — Create an exhibit that addresses a focused topic related to a renewable energy source.

40421: Experiment — Display an experiment addressing a problem or question related to a renewable energy source. Include hypothesis, background research, variables, a control, data, findings, conclusions and recommendations for future study.

❖ FAMILY STUDIES ❖

Superintendent: *Cathy and Isabella Wilber.*

- Information sheets should be on a half sheet of 8.5" X 11" paper placed with the entry tag. Information sheet may be in a plastic bag. I
- Include the following on the information sheet: (1) Where did I get the idea for this exhibit? (2) What decisions were made to make sure this exhibit is safe for a child to use? (3) Tell two characteristics of a child of this age that help in the appropriateness of the exhibit for age of the child? (4) How does this exhibit attract a child's attention, what can they learn from this exhibit. (5) Refer to general rules: educational exhibit guidelines.
- Conference Judging

40610 Toy, game, or activity made for baby (birth - 19 months)

40611 Toy, game, or activity made for toddler (18 months - 3 years)

40612 Toy, game or activity made for preschooler (3-5 years)

40613 Toy, game or activity made for grade school (6-9 years)

40614 Activity with a younger child poster or scrapbook- showing 4-Her working with a child age 0-8 years. May show a specific activity such as making something with the child, or other child care and interactions as the 4-Her chooses. May include photos, captions, story, or essay.

40620 Babysitting Kit

40621 Family Involvement Entry — Exhibit should show an activity that the family did together. It might include something made such as a doll house or feed bunk. A family reunion, a celebration of a family milestone, a trip or vacation, community service project, etc. Photographs are encouraged..

40630 Family History Scrapbook

40631 Educational exhibit

CHAMPION

❖ 4-H ENTOMOLOGY ❖

Superintendent: *Tammy Bryant*

- 4-H member may exhibit in ENTOMOLOGY COLLECTION, ENTOMOLOGY NOTEBOOK and/ or EDUCATIONAL DISPLAY categories.
- The Notebook category also has an Introductory class that 4-Hers may exhibit in the State Fair as long as they meet age requirements and County Fair ribbon placing requirements. An Introductory Entomology Collection Class exhibit is encouraged for county fairs (first year members only), but these may not be exhibits at the State Fair.
- Resources for exhibiting can be found on the Kansas 4-H Entomology Project Page.
- Conference Judging

Collection Classes

- All entries should be submitted in an 18 x 24 x 3.5 inch wooden display box with a clear plastic top (such as plexiglass). Boxes can be handmade or purchased as long as they are of the correct size. 2.
- 4-Hers may choose to use one of two taxonomies: As printed in "Insects in Kansas" book or as printed on the " Insects in Kansas Book: 2016 Revised Taxonomy", which follows bugguide.net.
- Each exhibitor is required to identify each box with two identification labels bearing exhibitor's name, county or district, the class, and statement of taxonomy used: One label goes in the upper left corner of the box (inside) and the other on the lower right corner of the box (outside). Arrange specimens in the box so it can be displayed lengthwise.
- The number of orders, specimens (and families where required) must be included on both of the exhibitor's box identification label. Only one adult insect per species can be used in the Collection boxes and notebook classes, unless labeled as male or female and correctly identified.
- Arrange specimens in groups or rows parallel to the short sides of the box. Specimens are to be arranged by Order in the box, then Family where required.
- Two labels should be centered on the pin

- beneath each specimen. First (closest to the specimen) is the common name label and the second label should include date/locality. Full county name, state abbreviation and collector name should be on the second label. Collector's name (or host) on the date/locality label is optional.
- The specimens should be collected by the exhibitor and should focus on Kansas insects. Insects may be collected from one county into bordering states and labeled accordingly. Please refer to "Entomology Collection Exhibit Resource" for full details on out-of-state insects collections.
 - Only Specimens of the class Insecta should be included.
 - Purchased insects are not to be exhibited in collections, but they may be used in educational displays.
 - Specimens of soft bodied insects such as aphids, lice, termites, etc. should be exhibited in alcohol filled vials; however, the use of alcohol filled vials should be limited to only those specimens that lose their shape when pinned, since the vials pose a significant hazard to the rest of the collection if they become loose in transit.

Educational Display Classes

- Share with others what you learned in this project. Exhibit any activity or learning experience related to the field of entomology or the Teaming with Insects curriculum that does not fit into Entomology Collection or notebook classes.
- Follow copyright laws as explained in the General Rules.
- The exhibit may be, but isn't limited to, original works, digital presentations (must provide printed hardcopy for exhibit purposes for duration of state fair), programs, websites, games, apps, display box, notebook, display or poster which you have made.
- If the exhibit is a wooden display box, it must be 18 X24 X 3.5 inches with a clear plastic top (such as plexiglass) and displayed horizontally. If the exhibit is a poster, it must not be larger than 22" X 28". If the exhibit is a display, maximum size is not to exceed a standard commercial 3' X 4' tri-fold display board.
- Name and county/ district must clearly be marked on educational exhibits.

Notebook Classes

- Individual entries are to be placed for display in a three-ring notebook for competition.
- 4-H'ers may choose to use one of two taxonomies: (a) "Insects in Kansas" book – Orthoptera, Hemiptera, Homoptera, Coleoptera, Hymenoptera, and/or Diptera or (b) "Insects in Kansas Book: 2020 Revised Taxonomy", which follows www.bugguide.net – Odonata, Orthoptera, Hemiptera, Coleoptera, Hymenoptera and/or Diptera.
- 4-H'ers who have been previously enrolled in or are currently enrolled in the other phases of the Entomology project need to start with the Beginning Phase of Entomology Notebooks, not the Introductory phase. 48
- Each exhibitor is required to identify the notebook by placing a Title Page in the front of the notebook bearing the exhibitors name, county or district and class 4-H'er is enrolled in and state of taxonomy used. The number of orders, specimens and families (required in Intermediate and Advanced classes) must also be included on the Titlepage.
- Specimen pages should be grouped according to order and should include one page per species. If more than one insect is in the photo, an arrow to indicate identified insect should be used.
- Date, common name, full county name and state abbreviation should be included for each species. Collector's name on the specimen page is optional.
- Specimen pages should have two different views of the insect if possible. If pictures are taken on different dates/localities, include information for both.

- A statement describing the habitat where found/ host plant may be included and is encouraged and will be worth a bonus 10 points total, not per page. For Intermediate and Advanced notebooks, this is strongly encouraged.
- A divider page is to be placed in front of each order of insects with the ordername printed on the tab for the page as well on the front of the divider page.
- For the Intermediate and Advanced classes, insects are also to be grouped by family behind each order divider.
- If the exhibitor has been in the same class for more than one year, a separate sheet of paper needs to be added stating how many years the exhibitor has been in this class of the project and what the exhibitor did this year to improve their notebook. Place the paper just behind the Title Page in the front of the notebook
12. A special project must be competed each year and included in the notebook. See project guideline materials for specifications.

40702: Beginning I Entomology Collection — Display in one standard box a minimum of 50 and maximum of 125 species representing at least 7 orders. Follow the general guidelines listed for Collections. Members can exhibit in this class a maximum of 3 years, or until they receive a purple ribbon at the Kansas State Fair, whichever comes first.

40703: Beginning II Entomology Collection—Display in one standard box a minimum of 75 and maximum of 150 species representing at least 9 orders. Follow the general guidelines listed for Collections. Members can exhibit in this class a maximum of 3 years, or until they receive a purple ribbon at the Kansas State Fair, whichever comes first.

40704: Beginning Educational Exhibit - Class for individuals that are exhibiting in the Beginning I and II Collection or Beginning Notebook Classes. If only exhibiting in this category, then ages 9-12.

40705: Beginning I Entomology Notebook— Display a minimum of 10 and a maximum of 30 insect species representing at least six different orders. Follow the general guidelines listed for Notebooks, including the Special Project. A 4-H member must be of minimum age to complete at the Kansas State Fair. A 4-H member may exhibit in this class for a maximum of two years.

40706: Beginning II Entomology Notebook Display a minimum of 20 and a maximum of 60 insect species representing at least 7 different orders. Follow the general guidelines listed for all Notebooks, including the Special Project. Members can exhibit in this class a maximum of 3 years or until they receive a purple ribbon at the Kansas State Fair, whichever comes first.

40707: Intermediate Entomology Collection Display a minimum of 100 and a maximum of 300 species representing at least 10 orders. Two standard boxes can be used. Follow the general guidelines listed for Collections. In addition, family identification is required for all insects in any two of the following six orders: (Only two will be counted for judging) "Insects in Kansas" book – Orthoptera, Hemiptera, Homoptera, Coleoptera, Hymenoptera, and/or Diptera or "Insects in Kansas Book: 2016 Revised Taxonomy", which follows www.bugguide.net - Odonata, Orthoptera, Hemiptera, Coleoptera, Hymenoptera, and/or Diptera

40708: Intermediate Entomology Notebook Display a minimum of 60 and a maximum of 100 species representing at least 9 orders. Follow the general guidelines listed for Notebooks, including the Special Project. In addition, family identification is required for all insects in any two of the following six orders: (Only two will be counted for judging) "Insects in Kansas" book – Orthoptera, Hemiptera, Homoptera, Coleoptera, Hymenoptera, and/or Diptera or "Insects in Kansas Book: 2016 Revised

Taxonomy" which follows www.bugguide.net - Odonata, Orthoptera, Hemiptera, Coleoptera, Hymenoptera, and/or Diptera A 4-H'er may exhibit in this class for a maximum of three years. A 4-H'er may move up if they receive a purple ribbon.

40709: Intermediate Educational Exhibit Class for individuals that are exhibiting in the Intermediate Collection or Intermediate Notebook Classes. If only exhibiting in this category, then ages 11-14.

40710 : Advanced Entomology Collection Display a minimum of 150 and a maximum of 450 species representing at least 12 orders. Three standard boxes can be used. Follow the general guidelines listed for Collections. Family identification is required for all insects belonging to the six basic orders as outlined under the Intermediate phase. Only families in the above six orders will be counted for judging. Family identification of insects in the remaining orders is optional, but desirable as long as accuracy is maintained. On a piece of paper list what you did to improve your collection during the current year. Examples: what insects did you add or replace; what orders and/or families you added; what Leadership you provided in this project; and/or what insects you have studied. Attach paper to the back of one of the display boxes. Members may continue to exhibit in this class at the Kansas State Fair for an unrestricted number of years as long as they remain eligible for 4 H membership.

40711: Advanced Educational Exhibit Class for individuals that are exhibiting in the Advanced Collection or Advanced Notebook Classes. If only exhibiting in this category, then ages 13 or older.

40712: Advanced Entomology Notebook Display a minimum of 100 and a maximum of 200 species representing at least 12 orders. Follow the general rules listed for Notebooks, including the Special Project. Follow the general guidelines listed for notebooks. Family identification is required for all insects belonging to the six basic orders as outlined under the Intermediate phase. Only families in the above six orders will be counted for judging. Family identification of insects in the remaining orders is optional, but desirable as long as accuracy is maintained. Members may continue to exhibit in this class for an unrestricted number of years as long as they remain eligible for 4-H membership. of 30 insect species representing at least six different orders. Follow the general rules listed for Notebooks. A 4-H'er may exhibit in this class for a maximum of 2 years.

FOODS COUNTY COMMISSIONER

COOKIE JAR

- Anyone enrolled in a 4-H food project may enter this division at the fair.
- Size of glass jar is one gallon. Decoration of jar counts 25%. J
- Jar must be completely full with at least **five** different kinds of cookies made from scratch and individually wrapped. Bring one sample of each cookie on a plate identified so judge will not need to open the jar.
- The winning cookie jar will be presented to the Pottawatomie County Commissioners at their next meeting.

Class # is:

40843: 4-H member

40844: 4-H Club

00844: Open Class

These will be judged at Food Judging

♣ Food Gift Package ♣

- No alcoholic beverages will be accepted.
- It must contain at least 3 different food items, (prepared for human consumption) by the 4-H'er, in a suitable container no larger than 18"x18"x18".
- Prepared food items must have recipes attached with the entry. *Additional homemade food items beyond the 3 minimum, or purchased items may also be included in the gift basket.*
- On the back of the entry card, answer these questions: a) what is the intended use; b) what food safety precautions were taken during and after preparation?
- This entry will count as a non-perishable food product, not as an educational exhibit.
- Conference Judging
40813: Junior Division
40814: Intermediate Division
40815: Senior Division

♣ FOODS ♣

♣ FOODS AND NUTRITION ♣

Superintendent: Erin Tynon

- Complete recipes are required for all food product exhibits. (If no recipe is attached, ribbon will be dropped one placing.)
- Entire product must be entered and uncut. Cookies and rolls (three each) must be the same shape and same recipe. Cakes may be from scratch or a commercial mix. All unfrosted cake shall be exhibited in upright position with top crust showing, except for those cakes made with special designs, such as Bundt cakes. These should be top crust down. No special decorated event cakes will be exhibited.
- Fruit pies are the only type of pie.
- Products using whole grain flours, fruits, nuts, etc. are encouraged. For food safety purposes, any food with custard and dairy-based fillings and frostings (ex. Cream cheese) raw eggs, flavored oils, "canned" bread or cakes in a jar, cut fresh fruit or any food requiring refrigeration (ex. Bacon) or unbaked exhibit with raw flour (ex. No bake cookies) will be disqualified and not judged. Refer to K-State Research and Extension publication, 4-H888, Judge's Guide for Food and Nutrition Exhibits, for information to help you make informed, safe food exhibit decisions.
- Alcohol (ex. Wine, beer and hard liquor) is not allowed as an ingredient in food entries. Entries with alcohol in the recipe will be disqualified and not be judged.
- Baked products that can be removed from the pan should be placed on a plate, covered cardboard or disposable container of appropriate size for the exhibit.
- All exhibits should be identified with label/class number/product/name/county on bottom of plate or cardboard.
- Exhibits should be in food grade plastic bags, disposable plastic containers or boxes of appropriate size for the exhibit. **DO NOT WRAP IN PLASTIC WRAP.**

♣ 4-H FOODS/NUTRITION ♣

- No exhibitor may **make more than three entries** (including whole grain, food product, food gift package, educational exhibit.)
- The Whole Grain food category.** A product must contain *at least* 51% of the total ingredients (by volume) of grain products; and of those ingredients *at least* 51% should be whole grains. Examples of whole grains include: whole wheat, whole corn meal, oatmeal (quick or regular), buckwheat, bulgur, and many others The 4-H'er must list the % of whole grain ingredients on the recipe card. It is strongly recommended to have a nutritional analysis of the recipe for the judge to review.
- A **grand champion** in Junior, Intermediate and Senior levels will be chosen by the judges.
- After exhibits have been judged, a sample of the entry will be displayed for the public. The remainder of the exhibits will be offered for sale, with the proceeds going to the local food pantries.
- A **modified non-perishable food product** is a product that has been modified from original recipe to nutritionally enhance the food product. An 8½ by 11" page (front and back) with original recipe and modifications made and a narrative to describe why modifications were made and lessons learned such as: nutritive value, changes in appearance, doneness, aroma, flavor, tenderness or texture.
- Educational Exhibits:** If a poster, it must not be larger than 22" by 28". May be notebooks or other displays. State Fair allows a total space of no more than 12" high by 12" deep and 18" long. Exhibits must be in the form of a poster, notebook or display. NOTE: A collection of your favorite recipes in a recipe box does not constitute an educational exhibit. State Fair allows each exhibitor one baked product and one educational display.
- Conference Judging
40801: Junior Division - food product
40802: Junior Division - whole grain food product
40803: Junior Division - modified non-perishable food product
40804: Junior Division - educational exhibit
40805: Intermediate Division - food product
40806: Intermediate Division - whole grain food product
40807: Intermediate Division - modified non-perishable food product
40808: Intermediate Division - educational exhibit
40809: Senior Division - food product
40810: Senior Division -

Foods Judging Schedule:

1:30—2:30 Westy, Kaw Valley, J.Hawkers
 2:00—3:30 L. Leven, Olsburg, Triple V
 3:00—4:30 Blackjack, Dutch Mill, Shining Star

whole grain food product
40811: Senior Division - modified non-perishable food product
40812: Senior Division - educational exhibit

4-H FOOD SALE

Wednesday 2-4 p.m.

At the Fairgrounds East Building. Profits will be donated to the local food pantries.

♣ 4-H Table Setting ♣

Superintendent : Havice Family

- Judging will be held in conjunction with the pre-fair judging day.
- Members enrolled in Foods and Nutrition may exhibit. Exhibitor is limited to one exhibit. This is in addition to the 3 entries allowed in Foods and Nutrition.
- All supplies must be furnished and kept in order by the exhibitor. Bring your own card table. No food should be used.
- This is a county contest; there is no State Fair contest.
- All exhibitors must sign-up that day to be conference judged. There will be five minute time slots.
- Exhibitors must set up their table between 8:30 a.m.- 10:00 a.m. Exhibitors may take down their place setting after the judge has completed judging *all* of the table setting exhibits.
- Exhibitors must bring their place setting (Only one plate no stacking of table service to be exhibited at the fair.) (West Building display cases - no card table). This is required to receive your ribbon and premium. Exhibitors should enter their exhibit from 2-4 p.m., Wednesday, during (Foods judging).
- Junior, intermediate and senior champions will be awarded. Entries with alcohol in the recipe or on the menu will be not be judged.
- Each place setting should have:**
 A. One sheet (8.5 x 11"), explaining the meal theme/occasion and list menu to be served.
 B. Arrange one complete individual place setting which may include linen, dishes, silver and centerpiece for one course as indicated on menu sheet.
- Conference Judging
40820: Junior Division
40821: Intermediate Division - (Tell how menu meets current My Plate)
40822: Senior Division - (Tell how menu meets current My Plate)
 Seniors also include meal preparation, order, timeline and serving steps.

△ Open-Class Foods △

1. Follow 4-H rules pg. 16.
2. Following the judging, all cash-prize winning entries will remain on exhibit; other entries will be returned to contestant upon request or donated to the 4-H Council for their food sale.
3. If open class food product is not picked up by 5:00 p.m., it will be sold at the 4-H food auction.
4. A **grand champion** will be chosen.
5. Non-Conference Judging

△ Bread & Rolls△

Biscuits

00801...Adult 10801...Youth Class

Bread Basket

(12) assorted dinner rolls & buns etc.

00802...Adult 10802...Youth Class

Bread Machine

00803...Adult 10803...Youth Class

Cinnamon rolls --3 per recipe

00804...Adult 10804...Youth Class

Coffee cake --

00805... Adult 10805...Youth Class

International Bread

00806...Adult 10806...Youth Class

Muffins—

00807...Adult 10807...Youth Class

Other —

00808...Adult 10808...Youth Class

Quick Bread

00809...Adult 10809...Youth Class

Quick Bread Microwave

00810...Adult 10810...Youth Class

White Yeast Bread

00811...Adult 10811...Youth Class

White Yeast Rolls -- 3 per recipe

00812...Adult 10812...Youth Class

CHAMPION (each age division)

△ Modified non-perishable food product △

Follow 4-H Food & Nutrition rules

00814...Adult 10814...Youth Class

CHAMPION (each age division)

△ Whole Grain △

Cake frosted or un

00815...Adult 10815...Youth Class

Yeast Bread --

00816...Adult 10816...Youth Class

Yeast Rolls (3 per recipe)

00817...Adult 10817...Youth Class

Cookie (3) --

00818...Adult 10818...Youth Class

CHAMPION (each age division)

△ Bread Sculpting Contest △

00819..... Bread Sculpting

NEW at State Fair see State Fair details for times at the

State Fair.

County winner can go on to State fair.

Divisions at State Fair will be

1. County Fair Contest winner
2. State Fair Open Class entry

△ Cake △

Angel Food, unfrosted (top side up)

00820...Adult 10820...Youth Class

Chiffon -- unfrosted (top side up)

00821... Adult 10821...Youth Class

Cupcakes -- (frosted (3)

00822... Adult 10822...Youth Class

Layer, chocolate – frosted

00825...Adult 10825...Youth Class

Layer, white or yellow – frosted

00826... Adult 10826...Youth Class

Microwave cakes—top side up

00827...Adult 10827...Youth Class

Other

00828...Adult 10828...Youth Class

Sponge – Unfrosted (top side up)

00829...Adult 10829...Youth Class

CHAMPION (each age division)

△ Pastries △

No cream or custard pies will be accepted.

Fruit pies only.

Fruit Pie --

00857...Adult 10857...Youth Class

CHAMPION (each age division)

△ Candy △

Candy plate --

00835...Adult.....10835...Youth Class

Divinity (3) --

00836... Adult..10836...Youth Class

Fudge (3) --

00837... Adult ... 10837...Youth Class

Microwave (3) --

00838...Adult ... 10838...Youth Class

Other (3) --

00839... Adult... 10839...Youth Class

Peanut Brittle (3) --

00840... Adult ..10840...Youth Class

CHAMPION

△ Cookies △

Bar (3) brownies included

00845...Adult10845...Youth Class

Drop (3) --

00846... Adult..10846...Youth Class

Fancy cookie plate (6 variety)

00847... Adult... 10847...Youth Class

Microwave cookies (3) –

00848...Adult...10848...Youth Class

Molded cookies (3) --

00849... Adult...10849...Youth Class

No-Bake (3) --

00850... Adult...10850...Youth Class

Other (3) --

00851... Adult... 10851...Youth Class

Pressed (3) --

00852...Adult... 10852...Youth Class

Refrigerator (3) --

00853... Adult....10853..Youth Class

Rolled (3) --

00854... Adult ... 10854....Youth Class

CHAMPION

△ FOOD PRESERVATION

1. All exhibits must have been prepared since previous year's County fair, and recommended methods of processing used.
2. Recipes and processing methods from the sources below are recommended. Recipes must be from current, tested resources listed below **AND MUST BE ADJUSTED FOR ALTITUDE** based on your processing location, or it will be disqualified.
3. Processing methods that will be disqualified include: open kettle-canning, oven canning, sun canning and using electric multi-cookers. Untested recipes will be disqualified for food safety reasons. Tested recipe sources include:
 - K-State Research and Extension Food Preservation publications
 - Other University Extension Food Preservation publications
 - USDA Complete Guide to Home Canning, @2015
 - So Easy to Preserve, 6th edition
 - Ball® Blue Book Guide to Preserving, Edition 37
 - Ball® Complete Book of Home Preserving, @2015 and @2020
 - Canning mixes (i.e. Mrs. Wage's, Ball®)
 - Pectin manufacturers (i.e. SureJell, Ball®)
 - KSRE Rapid Response Center Recipes
 - National Center for Home Food Preservation
 - Ball and Kerr
4. Alcohol is not allowed as an ingredient in food preservation entries. Entries with alcohol in the recipe will be disqualified and not be judged.
5. Exhibits must be sealed in non-decorated, clean standard canning jars with matching brand (use Ball lids on Ball jars, or Kerr lids on Kerr jars, etc.) two piece lids. Do not use colored jars. Jars must be sealed when entered. Jelly must be in ½ pint or pint jars. All other products must be in pint or quart jars.
6. **Each jar exhibited must be labeled.** The label must not cover brand name of jar. **The label must give: Class No, Product, Altitude where processed, Canning Method (water bath, weighted gauge or dial gauge pressure method), process time, pressure (psi), date processed including month and year, Name, and County/District.**
7. Label must not cover brand name of jar. Use a rubber band to attach exhibit card and recipe to jars. Complete recipe and instructions must be attached with entry card or ribbon placing will be lowered.
8. If dried food product is not in a canning jar, it will be lowered one ribbon rating. Suggested amount: 1/3 – ½ cup, or three or four pieces per exhibit. All meat jerky must be heated to an internal temperature of 160

degrees F before or after drying. This is not the drying temperature! Dried products must include the recipe, preparation steps and heating instructions. Jerky not heated to an internal temperature of 160 degrees F will be disqualified and not be judged. Heating information can be found in "Dry meat Safely at Home, KSRE"

9. Two Entries per exhibitor, one entry per class
10. 4-H is conference judging

⌘ **4-H Food Preservation** ⌘

- 40860:** Sweet Spreads, Jams, Preserves,
- 40861:** Fruits and Juices
- 40862:** Low-acid Vegetables
- 40863:** Pickles and Relishes
- 40864:** Tomato/Tomato Products
- 40865:** Dried Meats
- 40866:** Dried Foods - One small jar
- 40867:** Canned Meat

△ **Open Class Food Preservation Foods (Dehydrated)**

- Fruits --**
- 00860...Adult 10860...Youth Class
- Other --**
- 00861... Adult ..10861...Youth Class
- Vegetables --**
- 00862... Adult ..10862...Youth Class
- CHAMPION (each age division)**
- Fruits & Vegetables (canned)**
- Apples --**
- 00865...Adult ..10865...Youth Class
- Applesauce**
- 00866...Adult ..10866...Youth Class
- Apricots --**
- 00867...Adult ..10867...Youth Class
- Asparagus**
- 00868... Adult ..10868...Youth Class
- Beans, green**
- 00869...Adult ..10869...Youth Class
- Beans, yellow wax**
- 00870...Adult..10870...Youth Class
- Beets --**
- 00871...Adult ..10871...Adult Class
- Carrots --**
- 00872...Adult ..10872...Youth Class
- Cherries --**
- 00873... Adult ..10873...Youth Class
- Corn --**
- 00874...Adult ..10874...Youth Class
- Mixed vegetables**
- 00875...Adult..10875...Youth Class
- Other --**
- 00876...Adult ..10876...Youth Class
- Peaches --**
- 00877...Adult .. 10877...Youth Class
- Pears --**
- 00878... Adult .. 10878...Youth Class
- Peas --**
- 00879...Adult ..10879...Youth Class
- Tomato juice -**
- 00880...Adult ..10880...Youth Class
- Tomatoes--**
- 00881...Adult..10881...Youth Class
- CHAMPION (each age division)**

Meats

- Beef --**
- 00885...Adult ..10885...Youth Class
- Pork --**
- 00886... Adult ..10886...Youth Class
- Poultry --**
- 00887...Adult ..10887...Youth Class
- CHAMPION (each age division)**

Pickles & Relishes

- Beet --**
- 00890...Adult ..10890...Youth Class
- Bread & Butter**
- 00891...Adult ..10891...Youth Class
- Chili sauce or catsup**
- 00892... Adult ..10892...Youth Class
- Cucumber, sweet**
- 00893...Adult ..10893...Youth Class
- Dill pickles --**
- 00894...Adult ..10894...Youth Class
- Other--**
- 00895...Adult..10895...Youth Class
- Other Fruit pickle --**
- 00896...Adult ..10896...Youth Class
- Other vegetable pickle**
- 00897... Adult ..10897...Youth Class
- Picante/salsa**
- 00898...Adult ..10898...Youth Class
- Relish or chow chow**
- 00899...Adult..10899...Youth Class
- CHAMPION (each age division)**

Jams, Jellies, & Preserves

- Fruit butter --**
- 00910...Adult ..10910...Youth Class
- Conserves --**
- 00911...Adult ..10911...Youth Class
- Jam --**
- 00912... Adult ..10912...Youth Class
- Jelly --**
- 00913...Adult ..10913...Youth Class
- Marmalade**
- 00914...Adult..10914...Youth Class
- Other--**
- 00915Adult..10915..Youth Class
- Preserves --**
- 00916...Adult ..10916...Youth Class
- CHAMPION (each age division)**

⌘ **4-H Geology and Lapidary** ⌘

Superintendent: Rob/Lesa Reves

1. Exhibit boxes should be 18" by 24" by 3 1/2". All specimens to be arranged across the narrow (18") dimension of the exhibit box, making the exhibit 18" across the top and 24" deep. Box must have plexiglass cover that is removable from the top.
2. Each exhibitor is required to identify each display by placing an ID label bearing name, county, class #, and number of specimens in the upper left-hand corner of the glass cover (inside), and attach a label with the same info to lower right-hand corner of box (outside).

3. Specimens should be labeled with number of specimens, date collected, and specimen name or description, and locality (county) where collected.
4. For Geology classes 41002, 41003, and 41004, specimens should be mounted in the box by proper groups: rocks, minerals, and fossils.
5. Specimens collected from counties bordering Kansas will not count in minimum #.
6. Geology judging will be prior to the Fair. Check Fair Calendar for, time and place.
7. All specimens must be collected (not purchased) from locations in Kansas with the exception of Tri-State Mining Area specimens collected from these three adjacent counties Ottawa Co., Oklahoma, Newton and Jasper County, Missouri. Other out of State specimens will not count in the minimum number for the class.
8. Conference judging

41001: Level I Beginning Geology

(option for 7-, 8-, and 9-year-olds only)

1. If an exhibit is made in this class, an additional exhibit may be made only in Class 41006 - Special Geology Exhibit.
2. Specimens should be glued to a piece of very heavy white poster board or foam core board no larger than 22" by 32".
3. Display at least 15 specimens.
4. Group & label the specimens according to two categories: Fossils or Rocks/ Minerals.
5. All specimens must be collected in the state of Kansas during the current 4-H year.
6. Each exhibitor is to identify each display by placing an id label bearing name, county, # of specimens in the upper left-Hand corner of the plexiglass cover (inside-use clear double-sided tape to adhere gummed labels) by attaching a label with the same information on the lower right corner of the box (outside).
7. The phrase, "Beginning Geology" should be at the top of the display.
8. Write about each specimen on a small sheet of white paper or note card, glued underneath the appropriate specimen. **For fossils --** a) Specimen #; b) Date collected; c) Location found; d) If specimen is portion or a complete fossil; e) Environment in which fossil lived; f) Name (optional). Rocks and minerals should be displayed so freshly fractured surface is visible. **For rock and/or minerals --** a) Specimen #; b) Date collected; c) Location found; d) Color; e) Hardness; f) Texture or grain; g) Luster; h) Name (optional)
9. Quality of specimens, visible fractured surface of rocks and minerals, complete ness of information, and following rules will be considered in judging. **Genus name is to begin with a capital letter. Species name is all lower case. Genus and Species names must either be italicized or underlined, not both. The words "phylum, class, genus" on labels are to be spelled out, not abbreviated.**

41002: Display at least 15 rocks, minerals, and fossils collected during the current 4-H year. Exhibitor is limited to one exhibit box. Only those exhibiting at State Fair for the first time may enter this class.

41003: Display at least 30 different rocks, minerals, or fossils, at least 5 of each. Fifteen must be collected during

the current 4-H year. Exhibitor is limited to one exhibit box. This class is open to those exhibiting either first or second time at the Fair

41004: Display at least 45 rocks, minerals, or fossils, at least 5 of each. Fifteen must be collected during the current 4-H year. Exhibit limited to two boxes. This class is open to those exhibiting either the third or fourth time at the Fair. Identify the rocks as igneous, metamorphic or sedimentary. These rock types must be spelled out on labels or have a legible key.

41005: Display at least 60 rocks, minerals, or fossils, at least 5 of each. Fifteen must be collected during the current 4-H year. Exhibit limited to two boxes. This class is open to those exhibiting the fifth time or more at the Fair. Identify the rocks as igneous, metamorphic or sedimentary. These rock types must be spelled out on labels or have a legible key.

41006: Geology Educational Exhibit Exhibit relating to everyday living; or to a mineral test, a rock formation, geological history, species of a fossil, forms of one mineral, a variation of one kind of rock, archaeological artifacts, or Indian artifacts. Digital formats are accepted. Please make arrangements for the judge to view your exhibit and have a hard copy for display. Exhibit limited to 4 feet of table space. Care should be taken to use durable materials that will withstand Fair conditions. Exhibitor may show in the class regardless of number of times he or she has exhibited at Fair or whether exhibitor has entries in classes 41002-5 Exhibitor may also exhibit in lapidary class.

41007: Mineralogy Display a minimum of 15 mineral specimens collected in Kansas, at least 5 of which have been collected during the current 4-H year. The minerals are to be grouped by mineral class (i.e.: Carbonates, Oxides, Silicates) and at least 3 classes must be represented. The member must use one standard display box. The specimens must be labeled with the number of the specimen, date collected, name of specimen, county where collected and chemical composition (ie: CaCO₃ for calcite) if known

41008: Fossils Display a minimum of 15 fossil specimens collected by the participant in Kansas, at least 5 of which have been collected during the current 4-H year. The fossils are to be grouped by Phylum and Class, and at least 3 phyla must be represented (Brachiopoda, Chordata, Mollusca, etc.) The member must use one standard display box (see #1). The specimens must be labeled with the number of the specimen; date collected; county where collected; formation, member, or source; phylum, class, and genus or part; and geologic age (Cretaceous, Permian, Pennsylvanian, etc.) See #5 for additional fossil labeling expectations.

41009: Rocks Display Rocks Display a minimum of 15 rock specimens collected in Kansas, at least 5 of which have been collected during the current 4-H year. Rocks are to be grouped by the 3 rock classes (Sedimentary, Igneous, and Metamorphic). You must display at least one specimen from each of the three classes. The specimens must fit in one standard display box. Specimen labels must include a specimen number, the date collected, name of specimen, and the county where collected. All rocks must be identified by the formation and member name (Examples: Fort Hays

Limestone, Member of the Niobrara Chalk Formation) or source (Examples: Rocky Mountain Outwash, Glacial Till).

4-H Lapidary

All lapidary specimens should be labeled with the following information:

- Specimen name
- Place of origin (country, state, or county; county required for Kansas specimens)
- Purchased or self-collected
- Date lapidary treatment began
- Date lapidary treatment completed

41010: Display at least 5 varieties of polished (tumbled) specimens and 5 varieties of unpolished specimens that have not yet received lapidary treatment. These do not have to be an example of "before and after", nor do they have to be self-collected. Locales must be identified. Only those exhibiting lapidary at Fair for the first time may exhibit in this class.

41011: Display before-and-after examples of at least 3 varieties of specimens, at least 2 tumble-polished and 2 unpolished of each. There is no requirement that the 4-H'er collect any of these. Locales must be identified. Lapidary work should be done during the current 4-H year

41012: Display before-and-after examples of at least 6 varieties of specimens, at least 2 tumble-polished and 2 unpolished of each. At least two varieties should be collected from the native site by the 4-H'er, at least one of which comes from Kansas. Locales must be identified. Lapidary work on at least three varieties should be done during the current 4-H year.

41013: Display before-and-after examples of at least 9 varieties of specimens, at least 2 tumble-polished and 2 unpolished of each. At least three varieties should be collected from the native site by the 4-H'er, at least two of which comes from Kansas. Locales must be identified. Lapidary work on at least three varieties should be done during the current 4-H year.

41014: Exhibit at least 6 specimens that have not previously been exhibited, which have received lapidary treatment. Lapidary treatment may consist of polishing, and end, face, or flat lapping. Specimens must represent at least 3 different varieties and include at least three cabochons of any size or shape, only one of which may be free-formed. A cabochon is a style of cutting in which the top of the stone forms a domed or curved convex surface. Three of the specimens must be mounted into jewelry findings

△ OPEN CLASS GEOLOGY △

1. Display at least 15 specimens. Group & label specimens according to categories.
2. All specimens must be collected in the state of Kansas during current 4-H year.
3. Geology judging will be prior to the fair. Check fair calendar for time and place.

ADULT CLASS

- 01002:** Display at least 15 rocks, minerals/fossils
- 01003:** Display at least 30 different rocks, minerals, and fossils at least 5 of each
- 01004:** Display at least 45 different rocks, minerals, and fossils at least 5 of each
- 01005:** Display at least 60 rocks, minerals or fossils, at least 5 of each
- 01006:** Geology - Special Exhibit
- 01007:** Mineralogy
- 00108:** Fossil Display
- 00109:** Rocks Display
- Champion**

YOUTH CLASS

- 11001: Shoe Box Geology** - rocks, minerals, fossils -- (Box may be a cardboard shoe box or plastic bin no larger than 240 square inches and placed on its side for show. Secure specimens with glue and attach label below item. Cover box with a sheet of plastic wrap or acrylic glass taped across the opening of box.)
- 11002:** Display at least 15 rocks, minerals and fossils
- 11003:** Display at least 30 different rocks, minerals, fossils at least 5 each
- 11004:** Display at least 45 different rocks, minerals, fossils at least 5 each
- 11005:** Display at least 60 rocks, minerals or fossils, at least 5 of each
- 11006:** Geology - Special Exhibit
- 11007:** Mineralogy
- 11008:** Fossil Display
- 11009:** Rocks Display
- Champion**

♣ 4-H HOME ENVIRONMENT ♣

Superintendent: Wilber Family

1. No exhibitor may make more than one entry in any one class.
 2. A summary including plans, explanation of how the items was made or refinished, and how it fits into the color and design of the room. Summary could also include project inspiration, challenges, who helped you, and any other information that could be helpful to the judge. Summary should be in a plastic protective sleeve and attached to exhibit
 3. Exhibits should be of high quality (as compared to quick, simple crafts), suitable for use in the home several months throughout the year. Holiday-specific items are discouraged.
 4. Conference Judging
- Room Area Exhibits**— Room exhibit shall be accompanied by a story or a picture explaining work accomplished, plus the color scheme and floor area record. Also include any long-term plan for your improvements and cost of improvements made up to the current year. Do not include current year's costs.

Include different articles that can effectively represent work in project, pleasingly fill a 30" by 30" space, approximately. Exhibit will tell whole story, so exhibit doesn't have to include everything.

41101: Room Exhibit (Not qualifying category at State Fair)

41102: Single Exhibit

An article (furniture, fixtures, interior or exterior, etc.) made or refinished by a 4-H'er for the home. Must include summary

41103: Design Board

Boards must be on foam core a standard tri-fold display. Include color scheme, wall treatment, floor treatment, samples, etc. and/or floor plans for a room. Must include attached summary

41104: Notebook

Notebooks may include floor plans, swatches, colors, stories, photographs, and project records which detail what was accomplished this year with a given indication of long-term plans. Notebooks should also include project inspiration, challenges, who helped you, and any other information that could be helpful to the judge. Additional summary is not required for Notebook exhibits.

HORTICULTURE ☼FFA△

Superintendent: *Kathy Honig / Karen Matson*

- Maximum of five entries – Each exhibitor is limited to a maximum of five entries TOTAL which includes horticulture and flowers. limited to one entry of each variety (including flowers and horticulture).
- A foam or paper plate (preferably a strong one) is necessary for displaying vegetables and fruit. Choose a plate appropriate to the size of your display. Use the "Exhibiting Fruits & Vegetables" brochure when preparing exhibit. K-State publication C-405.
- Non-Conference judging

☼FFA 4-H Horticulture ☼FFA

41200: Garden Display Exhibit consists of five different fresh vegetables. Canned vegetables are not acceptable. Only one variety of a specific vegetable or fruit may be exhibited. The numbers of the five vegetables to be exhibited are as follows:

Large Vegetables (One Each): Cabbage, Cantaloupe, Eggplant, Large Pumpkin, Squash, Watermelon

Medium Vegetables (Five Each): Beets, Carrots, Cucumbers, Decorative Gourds, Potatoes, Miniature Pumpkins, Okra, Onions, Peppers, Radishes, Sweet Potatoes, Tomatoes, or other similar sized vegetable

• Small Vegetables (Twelve Each): Green snap beans, wax beans, English peas, or other similar sized vegetables

• Small fruits (One half pint box): Strawberries, blackberries, raspberries, or other similar sized fruits.

• Tree fruits (5 each): Apples, pears, peaches, or similar sized fruits.

• Grapes (2 bunches)

Vegetable Plate guidelines:

Choose from the following sizes:

Small (12) ex: green snap beans, yellow wax beans, radishes other small vegetables.

Medium vegetables: (5) Ex: cucumbers, cherry tomatoes, tomatoes, beets, white onions, yellow onions, red onions, bell peppers, other peppers, okra, parsnips, turnips, sweet potatoes, red potatoes, white or russet potatoes, carrots, miniature pumpkin, decorative gourds, or other medium vegetables.

Large : (1) watermelon, summer squash, winter squash, large type pumpkin, eggplant, cabbage, cantaloupe, other large vegetables.

41210: Jr. 4Her Vegetable

41211: Int. 4Her Vegetable

41212: Sr. 4Her Vegetable

41213: Fresh culinary herbs (ex: parsley, basil, dill, etc. Six stems (or a comparable quantity) of One variety of fresh herbs exhibited in a disposable container of water. Dried herbs not accepted.

41214: Small fruits (one half pint box)

strawberries, blackberries, raspberries, or other similar sized fruits.

41215: Tree fruits (plate of 5)

apples, pears, peaches, or similar sized fruits.

41216: Grapes (2 bunches)

41217: Horticulture Notebook - Entry shall consist of a notebook or three ring binder of written narrative describing a horticulture project such as a landscape design, landscape installation, lawn renovation, water garden, flower garden, vegetable garden, lawn mowing service, landscape maintenance business, farmer's market business, or other horticultural project. 4-Hers are encouraged to include photographs, illustrations and/or landscape drawings that help explain work done by the member. Photos taken from the same location before, during and after the completion of the project are particularly helpful. Exhibitor may enter one horticulture notebook.

☼FFA 4-H/Youth Flowers ☼FFA

Superintendent: *Kathy Honig*

Follow State Fair rules for use of Containers

41239: Potted houseplant (not State qualifier)

41240: Single-stem annual Gdn Flower

41241: Single-stem perennial Gdn Flower

41244: Flower Arrangement, Fresh (no store bought flowers)

41245: Flower Arrangement, dried plant material, no fabric or plastic materials

41246: Flower Arrangement, dry

△ Open-Class Vegetables △

Superintendent: *Karen Matson*

An exhibit shall consist of one variety.

Maximum of five entries –Each exhibitor

is limited to a maximum of five entries

TOTAL which includes horticulture and

flowers. Limited to one entry of each

variety (including horticulture and flowers) A

foam or paper plate (preferably a strong one)

is necessary for displaying vegetables and

fruit. Choose a plate appropriate for size of

display.

Beans, green (5)

01201...Adult 11201...Youth Class

Beans, yellow (5) --

01202...Adult 11202...Youth Class

Beets (5) -

01203...Adult 11203...Youth Class

Cabbage (1) --

01204...Adult 11204...Youth Class

Cantaloupe (1)

01205...Adult 11205...Youth Class

Carrots (5)

01206...Adult 11206...Youth Class

Corn, sweet (5) --

01207...Adult 11207...Youth Class

Cucumbers, pickling (5) --

01208...Adult 11208...Youth Class

Cucumbers, slicing (5) --

01209...Adult 11209...Youth Class

Eggplant (1) -

01210...Adult 11210...Youth Class

Garden Display * -- use 4-H Guideline**

01211...Adult 11211...Youth Class

Okra (5) --

01212...Adult 11212...Youth Class

Onions (5) --

01213...Adult 11213...Youth Class

Other --

01214...Adult 11214...Youth Class

Peppers, sweet (5)

--01215...Adult 11215...Youth Class

Peppers, Hot (5) --

01216...Adult 11216...Youth Class

Potatoes (5) --

01217...Adult 11217...Youth Class

Pumpkins (1) --

01218...Adult 11218...Youth Class

Pumpkins mini (5) --

01219...Adult 11219...Youth Class

Squash (1) --

01220...Adult 11220...Youth Class

Tomatoes (5) --

01221...Adult 11221...Youth Class

Tomatoes, small --

01222...Adult 11222...Youth Class

Watermelons (1) --

01223...Adult 11223...Youth Class

Herbs --

01224...Adult 11224...Youth Class

CHAMPION (each age division)

HORT JUDGING CONTEST
Superintendent: Tammy Bryant
Thursday, 1-3pm
East Building

△ **Open-Class Fruits** △

All cultivated fruits must be correctly named as to 5 of each variety.

Apples, summer (5) --

01225...Adult 11225...Youth Class

Apples, winter (5) --

01226...Adult 11226...Youth Class

Comb Honey, strained honey #2 jar --

01227... Adult...11227...Youth Class

Crabapples (5) --

01228...Adult 11228...Youth Class

Other --

01229...Adult 11229...Youth Class

Peaches (5) --

01230...Adult 11230...Youth Class

Pears (5) --

01231...Adult 11231...Youth Class

Rhubarb (5) --

01232...Adult 11232...Youth Class

CHAMPION (each age division)

△ **Open-Class** △

Artistic Arrangements

Potted houseplants

01239...Adult 11239...Youth Class

Days of Drought --

01240...Adult 11240...Youth Class

Driftwood --

01241...Adult ...11241...Youth Class

Evergreen --

01242...Adult ...11242...Youth Class

Kansas Heritage --

01243...Adult...11243...Youth Class

Other --

01244...Adult 11244...Youth Class

Patriotic --

01245...Adult 11245...Youth Class

Religious --

01246... Adult 11246...Youth Class

CHAMPION (each age division)

△ **Open-Class** △

Flowers, potted

Potted Plants

01239Adult 11239.. Youth Class

African Violet --

01250...Adult 11250...Youth Class

Ferns --

01251...Adult 11251...Youth Class

Ivy --

01252... Adult 11252...Youth Class

Other --

01253 Adult 11253...Youth Class

Philodendron --

01254...Adult 11254...Youth Class

CHAMPION (each age division)

△ **Open-Class Cactus** △

Cactus garden (potted) --

01255...Adult 11255...Youth Class

Cactus, single (potted) --

01256... Adult 01256...Youth Class

CHAMPION (each age division)

△ **Open-Class Flowers, cut**△

Black-eyed Susans --

01260...Adult 11260...Youth Class

Gladioli --

01261...Adult 11261...Youth Class

Bouquet of Annuals --

01263... Adult 11263...Youth Class

Mixed foliage --

01264...Adult...11264...Youth Class

Roses - 01265...Adult ...11265...Youth

Single Stem --

01266...Adult...11266...Youth Class

Wild Flowers --

01267... Adult...11267...Youth Class

Other -- 01269...Adult ...11269...Youth

CHAMPION (each age division)

⊕△ **FIELD CROPS FFA**△ ⊕

1. Each exhibitor is allowed one entry per class with a maximum of 5 entries total

41247: White Corn (10 ears)

41248: Yellow Corn (10 ears)

41249: Hybrid Grain Sorghum (10 heads)

41250: Hybrid Forage Sorghum -- (10 heads) – Exhibit to consist of entire plant; no roots

41251: Forage Sorghums other than Hybrid (10 heads) – (Exhibit to consist of entire plant; no roots.)

41252: Soft Red Winter Wheat (one gallon)

41253: Hard Red Winter Wheat (one gallon)

41254: Hard White Wheat (one gallon)

41255: Oats (one gallon)

41256: Barley (one gallon)

41257: Alfalfa Seed (one gallon)

41258: Alfalfa (1 flake or slice from rectangular -- bale, or a 10" section cut from a round bale. Should be approximately 6" thick and tied in 2 directions. Variety must be named.)

41259: Brome Grass Seed (one gallon)

41260: Other Tame Grasses (one gallon)

41261: Soybeans -- (one gallon of seed from most recent harvest)

41262: Soybeans -- (bundle of five plants from most recent harvest)

41263: Edible field beans -- (one gallon from most recent harvest)

41264: Edible field beans -- (bundle of five plants from recent harvest)

41265: Miscellaneous Crops -- (Exhibit to consist of one gallon sample of seed or 10 heads produced from current project)

41266: Educational Wheat Booth -- (Wheat Variety Plot Members Only)

41267: Grass Hay -- (10" flake or slice, 6" thick and tied in two directions.)

41268: Cool Season Grass Hay -- (e.g. fescue, etc.) 10 " flake or slice, 6 " thick and tied in two directions. Variety must be named.

41269: Corn: Exhibit to consist of one gallon sample. Variety must be named

41270: Other (one bale)

41271: Sunflowers – Confectionery (3 heads)

41272 Sunflowers - Confectionery seeds in jar (1 gallon jar)

41273: Sunflowers - Oil seed heads (3 heads)

41274: Sunflowers - Oil seeds in jar (1 gal.jar)

41275: Weed Control Exhibit --

Collect, identify, press, mount, and label a minimum of 15 weeds. Try to include their roots, stems, leaves and flowers. Three of the weeds must be noxious weeds preferably found in your home county. A standard 9"x12" scrapbook may be obtained in which to permanently mount your weed specimens. Identify the scrapbook with your name and county on the inside front cover. 2. Prepare a list of the weeds mounted, showing common name, scientific name, and where it was found. Place the list in a specially identified section of the scrapbook. 3. Collect and identify weed seeds found in crop seeds. Mount them for display purposes. Place them in a specially identified section of the scrapbook. 13 4. Write a story on "How We Control Weeds on Our Farm" if you live on a farm. Other members write "How We Control Weeds at Home". The story should be about 300 words in length. It must show definite methods used to control weeds. Place the story in a specially identified section of the scrapbook.

△ **Open-Class Grain** △

Barley, 1 gallon --

00701...Adult ...0701...Youth Class

Brome seed, 1 gallon --

00702...Adult ...10702...Youth Class

Corn, white, 3 ears --

00703... Adult ...10703...Youth Class

Corn, yellow, 3 ears --

00704...Adult ...10704...Youth Class

Hay, section (not whole bale) --

00705...Adult ...10705...Youth Class

Milo, 3 stalks -- 00706...Adult ...10706... Youth

Oats, 1 gallon --

00707...Adult ... 0707...Youth Class

Other -- 00708...Adult ... 10708...Youth Class

Popcorn, 3 ears --

00709...Adult ... 10709...Youth Class

Soybeans, 1 gallon --

00710... Adult10710...Youth Class

Sunflowers, (2)--

00711...Adult ... 10711...Youth Class

Variety farm products --3-5 with at least 3 each -- 00712...Adult10712..Youth

Wheat, 1 gallon --

00713...Adult ... 10713...Youth Class

CHAMPION (each age division)



♣ **4-H FORESTRY** ♣

Superintendent: *Emma Kasselman*

1. All leaf exhibits are to be mounted on 8 ½" by 11" heavy stock paper and placed in loose-leaf binders (magnetic or adhesive filler sheets for photo prints are recommended). Twigs and fruit collections may be exhibited in whatever manner you choose (max trifold size 3' by 4').
2. Name, club, age and year in project should be on front cover or in a prominent location.
3. Leaves should be identified with an appropriate label located near the leaf on the same page. These labels should include (1) The proper common name as listed in the 4H334, "List of Native Kansas Forest Trees"; (2) Location (city and/or county) where collected; and (3) date (day, month, year) or (month, day, year) collected.
4. Divide specimens into two sections: Native Kansas Trees and Non-Native.
5. New specimens are those collected during the current 4-H year and cannot be duplicates of previously displayed specimens.
6. Group specimens according to the years collected.
7. Variations of varieties do not count as different species or specimens.
8. If you retrieve information for your forestry exhibit, you must include a reference citation to the source.
9. In all leaf collections, exhibit one complete leaf where possible. If leaf is too large, exhibit as much as possible. Sketch in reduced scale the entire leaf and illustrate where the exhibited portion is from.
10. All work must show originality. Leaf collections and displays should not closely resemble others in same club.
11. Leaf classes 40901 thru 40904 can include non-native trees in addition to native minimum.
12. Conference Judging

40901: Beginning -Exhibit a min. of 10 different leaves from native trees, OR leaf, twig, and fruit of 5 different native trees.

40902: Intermediate -Exhibit a min. of 20 different leaves from native trees (including 10 new) OR leaf, twig, and fruit of 10 different native trees (including 5 new)

40903: Senior -Exhibit a min. of 30 different leaves from native trees (including 10 new) OR leaf, twig, and fruit of 15 different native trees (including 5 new)

40904: Advanced -Exhibit a min. of 40 different leaves from native trees (including 20 new) OR leaf, twig, and fruit of 20 different native trees (including 10 new)

40905: "How A Tree Grows" Display - Entry may include a project notebook with 10 or more seeds collected with pictures showing a germination study OR a mounting of a thin section of wood cut from the end of a log or top of stump labeled with information such as kind of wood and age of tree when cut OR exhibit an illustration of how a tree grows.

40906: "Tree Appreciation" Display - Entry may include a research or reporting notebook with no more than 10 pages based on exhibitor's selected tree. This notebook may include sketches, drawings, pictures, a story, or any other things which will help tell about the tree you have selected. Junior Forestry Record (P-1089) is the reference manual for this project.

40907: Educational/Creative Exhibit - Entry must be directly related to tree identification or Forestry. Type of exhibits open (notebook, poster, collection box, etc.) given a maximum size of 3'x4'.

♣ **4-H SELF-DETERMINED / INDIVIDUAL DISPLAY** ♣

Superintendent - Wilber Family

1. Open to 4-H'ers of all ages. Name, age, project, and club should be location on the exhibit. This should be an individual display not a group display and should have one main idea developing what, why, who and how into an action plan designed by / for the member without electronic visuals.
2. Project should be entered in project area if class is available
3. Conference Judging Optional

Educational Display - maximum exhibit size 36" x 48" and should be free standing. Judging will be based on: 1) General appearance, 15%; 2) Plan of action, 15%; 3) Ability to attract and hold attention, 15%; 4) Effectiveness in telling a story, 20%; 5) Quality of workmanship, 15%; 6) Creativity, 10%; 7) Knowledge of project, 10%.

Educational Banner - should be no less than 12' or no more than 16' square with no side less than 3 feet. Judging will be based on: 1) General appearance, 25%; 2) Information, 50%; 3) Organization, 25%.

Educational Poster - Should be 22" x 28" in size and be able to be hung. Posters should be readable from a distance of 10 feet, neat and legible. Letters for main captions should be at least 1 ½" tall. Judging will be based on: 1) General appearance, 30%; 2) Readability, 30%; 3) Message, 15% 4) Originality, 15% 5) Materials, 10%.

41301: Educational Display

41302: Educational Banner

41303: Educational Poster

♣ **4-H NOTEBOOKS** ♣

Superintendent - Wilber Family

41304: Secretary's Book

41305: Treasurer's Book

41306: Other Notebooks

41307: Historian's Book

41308: Reporter's Book

Must include: article the way it was submitted to the paper. Include the published article. Newspaper name and date (for each article) clipped from the newspaper. *(These notebooks don't go on to State Fair.)*

♣ **PHOTOGRAPHY** ♣

Superintendent: Olsburg 4H Club

1. Black and white and color photographs may be exhibited. Monochromatic prints, including sepia prints are considered Color photos. Prints for State must be exhibited in the same format in which they were exhibited at the county fair.
2. Photographs entered must be the result of the current year's project work.
3. Photos are to be mounted vertically across the narrow 11" dimension of an 11" by 12.5" sheet of white studio mount. Remove white border from the enlargement before mounting.
4. Photos must be no larger than 8" by 10", no smaller than 7" by 9".
5. Photos must be mounted with the top edge of the print 1" below the top of the mount. The two sides of the print must be an equal distance from the two sides of the mount.
6. A full coverage permanent mount (spray adhesive recommended or heat mount) must be made. Each photo is handled numerous times throughout the judging, sorting, and display process
7. No lettering is permitted on the front of the mount or on the photo. No underlays or borders are to be used. No contact prints on front of mount. After trimming and **mounted on photo boards they should be placed in plastic sleeves available for purchase at the Extension office.**
8. Conference Judging by club for 4-H

△ **Open-Class Photography** △
State Fair Open Classes
Amateur Photography

01401: KS Country Roads

01402: Things with Wings (Close-up)

01403: Fair Favorites (any year)

01404: KS Family Celebration

01405: KS Farming Landscape - No buildings

01406: KS Growing Garden

01407: Kansas Neighbors

01408: KS Skies (Clouds, Rainbows, etc.)

01409: Opposites (Old/New, Tall/Short)

01410: Photographers Choice

Misc. **Champion**

Juniors Photography

11401: Fair Favorites (any year)

11402: KS Skies (Clouds, Rainbows, etc.)

11403: Things with wings

11404: Photographers choice

Misc. **CHAMPION**

♣ 4-H Photography ♣

1. Each exhibitor will be limited to five photo entries and two videos.

2. On the back of the mount, in the left hand bottom area place:

The geographical location where the photo was taken, County Extension office, 4-H Club, exhibitor's name, address, city, state, zip.

41401: For color pictures taken by 4-H'er with 3 years or less in the project.

41402: For black and white pictures taken by 4-H'er 3 years or less in project.

41403: For color pictures taken by 4-H'er with 4-7 years in the project.

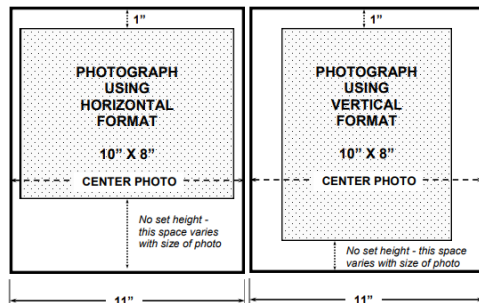
41404: For black and white pictures taken by 4-H'er with 4-7 years in project.

41405: For color pictures taken by 4-H'er with 8 or more year in project.

41406: For black and white pictures taken by 4-H'er with 8 or more years in project.

41407: Digital Composite Image.

Photo must be created from two or more originals taken by the exhibitor. Exhibitor must include a second 11x12½ matte board (Explanation Board) mounted with standard size prints of the original photos, 3x5 card (s) explaining what manipulation was done, and a standard size print of the final photo. Optional, may include prints of editing steps. Photos showing editing steps may be layered. Please put name and Extension Unit on the front of the second board. Explanation boards will be displayed along with the finished board. Place both matte boards in the same protective plastic bag. HDR photos do not qualify for this class. Photos will be judge on photographic merit as well as manipulation technique and process.



♣ 4-H STEM ♣

Superintendent: Heideman Family

♣ Astronomy ♣

The 4-H member must be currently enrolled in the 4-H Space Tech project to exhibit in this division. One exhibit per class. Exhibit

must have been completed during the current 4-H year. Highly recommended to follow State fair book rules.

41520: Telescope made from kit

41521: Telescope made original design

41522: Astronomy Exhibit Such as:

Educational displays are not to exceed a standard commercial 3' x4' trifold board.

Educational posters must be no larger than 22"x28' Poster board. **project notebooks** must be organized in a 3 ring binder.

♣ UAS ♣

(Unmanned Aerial System)

41534: Posters

41535: Notebooks

41536: Display Boards

41537: UAS Product

The 4-H member must be currently enrolled in 4-H Space Tech project to exhibit in this division. Each exhibitor may enter one per class and must have been completed during the current 4-H year.

♣ Rocketry ♣

1. Exhibitor may enter one per class or a total of three rockets.
2. Rocket support bases may be no more than 8" square by 3/4". Rockets may not be exhibited with the launching pad wooden or metal support rods must not extend past the tip of the nose cone.
3. All State requirements should be met for county fair. **All rockets are required to launch before county fair and provide height achieved.**
4. State Fair will require completion of a 4-H Rocket Exhibit Information Sheet. Form must be glued to a 10" by 13" envelope, with a copy of the rocket plans inside the envelope. The Information Sheet requests the name of the rocket, skill level, launch data, engine size, altitude (with explanation of how altitude was measured), and description of experiences in the project this year. Photos showing rocket at moment of ignition are preferred and should be mounted on one side of 8½" by 11" page.
5. Angles of the fins must fit a plus or minus two-degree variation.
6. Exhibit must be smooth and uniform.
7. Engines and igniters are not permitted with rocket exhibits.
8. Beginner kits with **prefabricated plastic fin** assemblies and prefinished rockets are NOT acceptable and will be disqualified and **plastic snap together fins** and prefabricated fin assemblies that do not require fin alignment are not acceptable .
9. Exhibitors who exhibit a rocket using a size E engine or larger will be required to provide a National Association of Rocketry (NAR) membership number on the exhibit information sheet.
10. State Fair allows each exhibitor to enter two rockets that have been constructed during the current year. **If two entered, one rocket must be exhibited as a "kit" and the second must be entered as a "designed by exhibitor" rocket.** The rocket must have been flown. Do not submit on a launch pad.
11. Required for original-design rocket exhibits is a written summary of how

model was tested for stability prior to launching.

12. **Alternative skins** are an advanced construction technique that allows the builders of model rockets to display maximum design and creativity in their models.

13. Rockets should include original plans

14. Each class lists eligible rockets types underneath it.

41501: Rocketry A (ages 7-13)

1. Made from Kit

2. Scale Model, made from kit

41502: Rocket B (ages 11-13)

1. Rocket designed by exhibitor, not merely modification of a kit.

2. Scale Model, designed by exhibitor

41503: Rocket C (ages 14+)

1. Made from kit

2. Designed by exhibitor, not merely a modification of a kit.

3. Scale Model from Kit or designed by exhibitor.

41504: Rocket D (ages 11+)

1. Rocket designed by 2 or more exhibitor, not merely a modification of kit.

41505: Educational Display

41506: Educational Poster

41507: Educational Notebook

♣ COMPUTERS ♣

Each exhibitor may enter one per class. Exhibit must be completed during the current 4-H year. Exhibit will be judged on uniqueness, creativity, neatness, accuracy of material, knowledge and content.

41513: Computer Educational

Exhibit -- such as: Educational posters must be no larger than 22"x28' poster board.

Displays are not to exceed a standard commercial 3'x4" trifold display board.

Notebooks must be organized in a 3-ring binder. If the notebook illustrates the

♣ COMPUTER SYSTEMS ♣

Designed to allow 4-H 'ers to explore how *information* is moved: 1. From one part of the computer to the other; 2. Between two or more computer systems (networking); 3. Information stored.

41514: Computer program, application, app, script, or coded system that is new and

41515: Computer presentation (power point, web page/site, animated graphics,

41516: Single computer system

(web server, database server, etc.)

41517: Networked system consisting of two or more computers

41518: Chip Systems: a small (4 8"X4 8"X4 8") programmed physical device that accomplishes a specific task.

Wanting to Exhibit at State in STEM ?

See additional class guidance at

Kansas 4-H.org - State Fair Handbook

STEM4KS.org - Educational info

♣ Robotics ♣

- Each robot must be able to stand or sit freely by itself without additional supports.
- Robots must have automated reticulated articulated structures (arms, wheels, grippers, etc.). Game consoles that display on a screen are not considered robots and should either be entered in computer system division or energy management project. Robots requiring no assembly, just programming, such as Ozobots, are considered computer system projects as the skill is focused on the programming not on the construction of the robot.
- The robots dimensions must be no larger than 2' wide by 2' deep by 2' feet high and not exceed 15lbs.
- Each exhibitor is required to complete the "4-H STEM Robotics Exhibit Information Form" which is available through your local K-State Research and Extension office or at STEM4KS.com. This form must be attached to the outside of a 10" x 13" manila envelope. This information is required at entry time.
- Each exhibitor is required to include a copy the robot's construction plans and instructions for operations with their exhibit. Place the plans inside the 10" x 13" envelope.
- Each exhibitor is required to include at least two photographs of the robot. One photo must show the exhibitor during the construction phase and one photo must show the robot during an actual time of operation. Photographs should be mounted on one side of an 8 1/6" x 11" page and placed inside the envelope.
- All electronic components of the robot must be covered or concealed with a protective enclosure. All robots must include on or/off switch for operation
- Robots may be powered by electricity, battery, water or solar source. Any robot powered by fossil fuels or flammable liquids will be Disqualified. Robots that include weaponry of any kind will be disqualified. Weaponry is defined as any instrument, possession or creation, physical and/or electrical that could be used to inflict damage and/or harm to individuals, animal life, and/or property
- Creativity will be strong criteria in judging "Robot Designed by Exhibitor: Remote controlled robots are allowed under certain conditions provided that the robot is not drivable. Robotic arms (hydraulic or electric) are allowed. A remote is allowed provided more than a single action happens when a single button is pressed on the remote, for example "a motor spins for 3 seconds, at which point an actuator is triggered, then the motor spins for 3 more seconds." Remote controlled cars, boats, planes and/or action figures, etc. are not allowed.
- Educational displays are not to exceed a standard commercial 3 X 4 tri-fold display board.

Novice 1-2 Yrs. in Robotics Project

41541: Robot made from a commercial (purchased) kit.

41542: Robot designed and constructed by exhibitor. -- (must not be a mere modification of an existing robot kit or plan)

41543: Programmable robot made from a commercial (purchased) kit.

41544: Junk Drawer Robotics-based curriculum robot

41545: Educational Exhibit -- Such Educational Display, Notebook or Poster

41546: Robot designed/constructed remote control operated

Intermediate 3-4 Years in Robotics

41547: Robot made from a commercial (purchased) kit.

41548: Robot designed by exhibitor. The robot must not be a mere modification of an existing robot kit or plan.

41549: Programmable robot made from a commercial (purchased) kit.

41550: Junk Drawer Robotics-based curriculum robot

41551: Educational Exhibit Such as: Educational Display, Notebook or Poster

41552: Robot designed/constructed remote control operated.

Professional – Five or More Years in Robotics

41553: Robot made from a commercial (purchased) kit

41554: Robot designed by exhibitor. The robot must not be a mere modification of an existing robot kit or plan.

41555: Programmable robot made from a commercial (purchased) kit.

41556: Junk Drawer Robotics-based curriculum robot

41557: Educational Exhibit -- Such as: Educational Display, Notebook or Poster

41558: Team Robotics Project -- Robot designed and constructed by two or more 4-H SpaceTech project members. The robot must not be a mere modification of an existing robot kit or plan. The robot may be a programmable type that is made from a commercial (purchased) kit.

41559: Robot designed/constructed remote control operated

♣ Architectural Block Construction ♣

- Total exhibit dimensions may not exceed 2 feet high, by 2 feet wide, by 2 feet deep and placed in sturdy, see through container.
- The primary building component should be interlocking blocks, commonly referred to by the brand name of Lego®
- Each exhibitor is required to complete the "4-H STEM Architectural Block Construction Exhibit Information Form" which is available through your local K-State Research and Extension office or at www.STEM4KS.com. This form must be attached to the outside of a 10" x 13" manila envelope. Do not tie the envelope to the exhibit.
- Each exhibit information packet should include the following items:

A. At least one drawing of the desired architecture on graph paper, multiple views
B. 1 to 5 pages of photos showing work on the exhibit, preferably from a beginning state to final or completed state

C. If appropriate operating instructions for mechanical portions of the diorama.

- HIGHLY** recommended to consult the KS State fair book for additional requirements for state fair entries.

41560: Level 1 Diorama. A diorama illustrating at least 2 architectural features beyond floors, ceilings, and walls. 1-3yrs exp.

41561: Level 2 Diorama. A diorama illustrating at least 4 architectural features beyond floors, ceilings, and walls, and includes 1 or more motion elements 4-6 yrs exp

41562: Level 3 Diorama. A diorama illustrating at least 6 architectural features beyond floors, ceilings, and walls, and includes 2 or more motion elements. 7-9 yrs exp.

41563: Level 4 Diorama. A diorama illustrating at least 8 architectural features beyond floors, ceilings, and walls, and includes 3 or more motion elements. 10+ yrs. exp.

♣ 4-H STEM Ag Mechanics ♣

- One entry per exhibitor
- Wheeled exhibits must utilize a braking mechanism which prevents the exhibit from freely rolling while on display
- Each exhibit must be free-standing or sufficiently supported by an exhibitor supplied support system that is moveable and is part of the total demission's and weight of the exhibit as described previously. Exhibit boards should have a portable and moveable base. No exhibits may be staked to the ground for display
- Repair projects having adequate original finish need not be repainted
- Cutting surfaces, such as blades or knives, are to have a protective covering over them to prevent injury. The covering should be easily removed and reinstalled for judging. Foam "pool noodles" and multiple layers of cardboard are acceptable.
- Display cases for small exhibits, such as knives, are acceptable, and must be easily opened so the item can be removed and examined as part of judging.
- Exhibits that include weaponry of any kind will be disqualified. Weaponry is defined as any instrument, possession, or creation, physical and/or electrical that is intended to be used to inflict damage and/or harm to individuals, animal life, and/or property.
- If the exhibit is powered by flammable liquids (gas, propane, kerosene, etc.) the fuel tank and lines should be drained and allowed to dry, to avoid spills and potential fires.
- Electric powered (battery, corded, solar, or alternative energy) should

- have a primary shutoff or disconnect switch.
- If a safety violation is noted by the judges, superintendent, or other staff, the 49 exhibitor's exhibit, at the judges' discretion, will receive a deduction in ribbon placement or a participation ribbon.
 - Each exhibit must include an Ag Mechanics information packet. Entry of just a packet without an accompanying exhibit is not a sufficient exhibit
 - Each exhibitor is required to complete the "4-H STEM Ag Mechanics Exhibit Information Form" which is available through your local K-State Research and Extension office or at www.STEM4KS.com. This form must be attached to the outside of a 10" x 13" manila envelope. Do not tie the envelope to the exhibit.
 - Each exhibit information packet should include the following items: **A.** Bill of materials for the project with associated costs, scrap items used may be listed as having a \$0.00 cost. **B.** 1 to 5 pages of photos showing work on the exhibit, preferably from a beginning state to final or completed state. **C.** If appropriate schematics or working drawings relating to the creation or repair, this is not required for display boards. **D.** If appropriate operating instructions.

Champion overall for Jr, Int, Sr

- 41564: Welding Display Board** – a 3' x 3' display board with different pieces of metal attached, illustrating different types of welds, each weld being labeled – only open to participants with 1 to 3 years' experience
- 41565: Welding Ag Repair** – repair of ag equipment with welding
- 41566 Welding Ag Fabrication** – creation of new ag equipment with welding
- 41567: Welding General Repair** – repair of non-ag equipment with welding
- 41568: Welding General Fabrication** – Creation of non-ag equipment with welding
- 41569: Welding Artistic Fabrication** creation of artistic or interpretive pieces with welding
- 41570: Brazing repair**
- 41571: Brazing fabrication**
- 41572: Smithing Display Board** – a 3' x 3' display board with different pieces of forged metal attached illustrating different forms, each form being labeled – only open to participants with 1 to 3 years' experience
- 41573: Smithing** – for participants with 1 to 3 years' experience – a design forged with at least one formed element (twists or spirals for example)
- 41574: Smithing** – for participants with 4 to 6 years' experience – a design forged with at least two different formed elements (twists and spirals for example)
- 41575: Smithing** – for participants with 7

to 9 years' experience – a design forged with at least three different formed elements (twists, spirals, and bulbs for example)

41576: Smithing – for participants with 10 or more years' experience – a design forged with at least four different elements (twists, spirals, and bulbs for example)

TRACTOR OPERATOR'S CONTEST

Gary Blume

- Participants will be judged on inspection and operation of a tractor.
- Members will be divided into age groups of under 14, and 14 and over.

50000: Tractor Operator's Jr.

50001: Tractor Operator's Sr.

VO - AG PROJECT DISPLAY

Project must have been completed by a student enrolled in Vo—Ag in an approved high school this school year.

S-100: Small Project Construction

An exhibit will consist of any construction project valued at \$500 or less.

S-125: Intermediate Project Construction

An exhibit will consist of any construction project valued between \$500 and \$1000

S-150: Large Project Construction

An exhibit will consist of any construction project valued above \$1,000

S-200: Skills Project

S-225: Design Project

S-250: Reconstruction or Repair

An exhibit will consist of any project which has been repaired, reconditioned,

♣ Wildlife and Shooting Sports ♣

Superintendent - Nathan Zeit and Marcus Bryant

- Exhibit is open to notebooks, (posters no larger than 22"x28"), picture story, (display boards, maximum exhibit size is 3'x 4' tri-fold display board).
- Name, age, project, and club should be location on the exhibit. This should be an individual display not a group display and should have one main idea.
- Wildlife exhibits must comply with State and Federal laws. It is illegal to possess threatened or endangered wildlife, or the feathers, nests or eggs of non-game birds. Game birds and game animals taken legally during an open season may be used. The use of live wild animals in educational exhibits is prohibited.
- No "live" ammunition containing propellant or explosive powders may be used in any display. An inert substitution must be used in lieu of powder and "live" ammunition, the substitution must be clearly described on the back of the poster, display or in a notebook.

Champions Selected for Wildlife, Shooting Sports, and Jr/Int/Sr Sport fishing Wildlife

40908: Notebook- contents pertain to some phase, results, story, or information about the Wildlife project.

40909: Poster - must be related to something learned in wildlife project.

40910: Display - must be directly related to Wildlife project.

40911: Taxidermy/Tanning: Should include an attachment that shows the work in progress through photos with captions, or a detailed journaling of the process.

Shooting Sports

40912: Notebook- contents pertain to some phase, results, story, or information about the shooting sports project.

40913: Poster - must be related to something learned in shooting sports project.

40914: Display - must be directly related to shooting sports project.

♣ △ WOODWORKING △ ♣

Superintendent: *Grant Dugan, Blake Jones, Payton and Casey McCarn*

- No exhibitor may enter more than two articles in each class with a max of five.
 - The plan from which the exhibit was constructed must be with the article. The plan may be a photocopy, the actual pattern, or a scale drawing. It must be complete and accurate to the extent that a duplicate article could be built using the plan as a guide. In addition, include a list and cost of materials, plus amount of time spent on constructing and finishing the article. This list should include all wood, hardware, finishing supplies, etc.
 - In judging woodwork articles, consideration will be given to Usefulness, Design, Workmanship, Choice of Wood, Suitability and Quality of Finish.
 - Firearms/weapons not permitted.**
- 41601:** Article for farm or shop
- 41602:** Furniture-household or lawn use
- 41603:** Other woodwork -- Articles not included in above classes. Examples: bird houses, bird feeders, household equipment such as knife racks, bread boards, door stops, etc.
- 41606:** Any article made from a kit
- 41607:** First year woodworking (Limited to ages 7 to 10 years old)
- NOTE: See Home Environment for repair /refinish to enter.**

△ Open-Class Woodworking △

01604....Adult Class

11604...Youth Class

CHAMPION (each age division)

LIVESTOCK

4H☞FFA⏏Open **Livestock General Rules** 4H☞FFA⏏Open

Livestock Superintendent: Troy Marple

1. The Fair Association assumes no responsibility for diseases that may be contracted during the Fair.
2. Check with the Species Superintendent for pen locations. Animals can be shown in Open Class or 4-H/ FFA classes. Superintendent reserves the right to revise or combine classes in all species.
3. All individuals exhibiting livestock must accompany their exhibits and provide a suitable means of caring for them at all times during the Fair. (All livestock must remain on Fairgrounds unless released by the Pottawatomie Co Fairboard.)
4. **4-H and FFA** - All market lambs, market meat goats, market beef, bucket calves, and market swine must be tagged before May 15th. Commercial livestock that are not registered with papers must also be tagged before May 15th.
5. Members exhibiting livestock shall accompany their exhibits and care for them. Livestock exhibitors must be on hand to exhibit their entries. If an individual has two animals entered in the same class, he or she is to show one animal. The other may be shown by another Pottawatomie County 4-H/FFA member. Adults may assist only in unloading, weighing, and loading livestock exhibits. Violations of these rules may disqualify an exhibitor. Members of the Pottawatomie County 4-H and FFA programs and/or immediate family may assist in caring for, grooming, and showing livestock exhibits. Livestock exhibitors must be on hand to sell their animal in the 4-H/FFA Youth Livestock Sale.
6. The Fair Association has the option of expelling ungroomed and unmanageable livestock from show.
7. Premium money may be withheld if livestock pens are not kept clean.
8. Entries will be weighed on the Fairgrounds of the fair.
9. All animals are subject to examination by the staff or their representatives, and shall be free of clinical signs of infectious or contagious disease.
10. **No horses** will be allowed above the crest of the hill, without special permission.
11. All market animals are required to be weighed.
12. Fair officials reserve the right to use any animals entered for educational purposes.
13. No artificial coloring or hair above the hoof or adhesives.
14. No mistreatment of animals will be tolerated by the Pottawatomie County Fair Association.
15. All **MARKET & COMMERCIAL** (sheep, swine, beef, goats) will be identified by a 4-H ear tag. Purebred Breeding livestock must be accompanied by registration papers in the exhibitor's name **according to breed association**. If not the animal will be shown in the commercial class.
16. 3 head or more of the same breed will show in a separate breed class . Otherwise they show in the AOB class. Classes and placement is subject to the superintendents discretion.
17. **All market livestock** will be classified as to breed classification by the superintendent or his/her appointees prior to establishment of classes. That decision is final.
18. **OPEN CLASS** – Limit to 4 animals per individual in Open Class Division. Open Class animals that are not pre-entered by July 10th will not be guaranteed stall/pen space.
19. For more Requirements for Kansas County Fairs and Kansas Livestock go to: www.ksda.gov/animal
20. Veterinarian Checks are required during livestock check in.
21. Decisions of the Fair officials are final.

☞Herdsmanship Contest Guidelines☞

Each family is automatically entered in the herdsmanship contest. The herdsmanship award will go to the family that keeps alleys, stalls and pens clean, orderly, and attractive as well as keeping the animals well groomed and cared for. Scoring: 1. **Cleanliness of alleys, stalls and pens** 60 points (Bedding adequate, bright, clean and in place. Animals tied or penned. Manure hauled and deposited in the proper place. Alleys kept clean of dust and bedding.) 2. **Arrangement of the Exhibit** 10 points (Exhibits lined in attractive manner, big boxes out the way. Hay and straw neat and orderly. Feed boxes and gear in area provided.) 3. **Appearance of Animals** 25 points (Animals clean and brushed, animals securely tied or penned. Animals in stalls or pens 8 a.m. and 7 p.m. except for showing or washing. 4. **Stall cards** 5 points Readable from alley. Neatly arranged. Clean and complete.

Livestock Skillathon Contact: Brandy Jones

The 4-H youth livestock skillathon contest is designed to promote understanding of management care of livestock and is focused on the following species; cattle, swine, sheep, and goats. Contest stations can include any or all of the following areas: feed ID/ use, breed identification/characteristics, animal anatomy, meat cut ID, livestock equipment ID/ use, animal health management quality assurance. Awards will be presented to the top individual in each age division. After winning a division, the individual will need to compete in the next older age division in following years. Individuals are eligible to compete in the senior division multiple years, but may only receive an award once per age division.

⌘ FFA Stockman's Quiz- ⌘ FFA

The Stockman's Quiz will be available at the Fair Friday afternoon 1-3 p.m. in the east fair building.

The Stockman's Quiz is intended as a way for participants to display their livestock knowledge. Questions will focus on general management, nutrition, health, current industry events, quality assurance, etc. of beef, sheep, meat goats and swine. This event is open to all to compete in and will be used as a guide for selecting the County Representatives for the Quiz Bowl team at the Kansas Livestock Sweepstakes in August. (Participants must be 14 or older to be considered for the Kansas Livestock Sweepstakes Quiz Bowl Team.) Prizes will be awarded to the top three finishers in each age division and will be handed out at the awards ceremony at the fair.

⌘ FFA Round Robin ⌘ FFA

No Premium -- The winners in each age division of the Beef, Horse, Meat Goat, Sheep, and Swine showmanship contests may participate. An exhibitor can only compete with one species. If a species winner doesn't compete, then the runner-up may enter. Each specie winner within an age division will show one of the species at a time against the competitors within the same age division (EX. all seniors will be showing swine while all intermediates will be showing sheep, and all juniors will be showing meat goats). The animals used will be the champion and reserve champion showmanship animals from each age division. The animals will be numbered 1-6, and competitors will randomly select which animal they will show. The extra animal will be held outside the arena to use as backup if deemed necessary by the judge or other official. Judges will rank each competitor 1-5, with one being the best. The exhibitor with the lowest total score within an age division is the winner. In the event of a tie, a specie will be randomly drawn by one of the judges prior to the beginning of the competition and placed in an envelope and sealed. If a tie is reached the envelope will be opened and the scores from that species of the individuals involved in the tie will be used to break the tie and determine the winner. If Champion in more than 1 species that person will draw for species. Reserve does not draw.

⌘ FFA Youth Rate of Gain Contest ⌘ FFA

Market animals weighed and tagged at the scheduled weigh-ins are automatically entered if entered in a market class.

⌘FFA YOUTH LIVESTOCK SALE ⌘FFA

Animals will sell in the following order: Grand champion, Reserve grand champion, Breed champion, Blue ribbon animals, Red ribbon animals and White ribbon animals with no premium cap at any level.

BIDDING POLICY: A floor price will be established for livestock going through the sale. Livestock buyers will bid a premium amount. Someone purchasing the animal for home slaughter will pay the floor price plus the premium. Buyers of turn back animals will pay the premium only. The seller is responsible for collecting his or her premium from the buyer and presenting the buyer a livestock buyer ribbon.

1. Any animal sold through the County Fair Livestock sale will be ineligible for further 4-H Exhibition.
2. Premium buyer will always have the first option to buy livestock sold in the youth premium sale at premium plus floor price. No member can designate their animal as "premium only".
3. Beef, sheep, goats designated for sale must be signed up by 8:00 a.m. Saturday. Swine Livestock Sale Sign-up immediately following Swine show. Late sign-ups will be considered white-ribbon animals and be placed at the bottom of the sale order for that species.
4. Members wishing to participate in the livestock premium auction must be present to sell their animal.
5. A member may sell only one market animal -- beef, sheep, swine or meat goat through the premium auction.
6. Youth who have participated in another County's Premium Sale may not participate in the Pottawatomie County Premium Sale.

⌘FFA CARCASS CONTEST ⌘FFA

1. All market steers and market heifers are eligible for the carcass contest, provided that they are harvested at the designated plant for all county fair market animals (currently Tyson in Dakota City, Nebraska)
2. Market steers and heifers must be exhibited at the Pottawatomie County Fair.
3. Determination of the winning carcass shall be made by the following.
 - a. the animal with the highest carcass value per hundredweight as shown by the kill sheet from the plant.
 - b. In case of a tie in price, the tie breaker shall be the animal with the higher hot carcass weight, with the heavier weight of carcass favored. The second tie-breaker shall be the average daily gain from county weigh-in until county fair.
4. All livestock Beef, Sheep, Swine, Meat/Dairy Goat must be in place by 9:00 a.m. Thursday.

♣ △ **BUCKET-FED CALF** △ ♣

Superintendent:

Carmen & Kevin D'Aloia

1. To compete in this division, you must be from 7 to 12 years of age.
2. One animal per exhibitor.
3. Calves must be born between January 1 and May 1, current year.
4. Judging will be based on: A) Health and condition of the animal; B) Grooming of the animal; C) Knowledge about the animal; (age, breed, feeding practices)
5. Calves should be groomed (clean and brushed), but not fitted.
6. Show sticks are optional.
7. Animals are not eligible to be sold at the Fair's Youth Livestock Sale.

42000: Bucket-Fed Calf

02000: Open Class Bucket-Fed Calf

♣ FFA △ **BEEF** △ ♣ FFA △

Superintendents: *Bob Weaver*

1. No person may show more than two market animals, two breeding animals. And one cow/calf pair
2. All animals must be healthy and free from contagious diseases, warts and mange.
3. No artificial coloring above hoof or adhesive will be allowed.

4-H/Youth

♣ FFA **Beef Showmanship** ♣ FFA

Exhibitors may only show an animal in showmanship that they have exhibited.

42051: Senior Showmanship

42052: Inter. Showmanship

42053: Junior Showmanship

♣ FFA **4-H Market Beef** ♣ FFA

42100: Prospective Market Steer

Weighs less than 1,000 pounds

42125: Prospective Market Heifer

Weighs less than 1,000 pounds

42225: Market Steer --

Weighs 1,000 pounds or more

42300: Market Heifer --

Weighs 1,000 pounds or more

♣ FFA **4-H/Youth Beef Heifers** ♣ FFA

42400: Junior Heifer Calf -- born after January 1, current year

42500: Senior Heifer Calf -- born between Sept. 1 & Dec. 31, previous year

42600: Summer Yearling Heifer -- born between May 1 & Aug. 31, previous year

42700: Spring Yearling Heifer -- born between Jan.1 & April 30, previous year

42800: 2 year old Heifer -- born

before January 1, previous year

42900: Cow or Cow-Calf Pair -- not eligible for Champion Heifer, calf cannot be shown in another class if shown in this class

△ **Open-Class Beef** △

4-H animal age rules apply

02225: Market Steer

02400: Junior Heifer Calf

02500: Senior Heifer Calf --

02600: Summer Yearling Heifer

02700: Spring Yearling Heifer

02800: 2 year old Heifer

02900: Cow or Cow-Calf Pair

♣ FFA △ **DAIRY** △ ♣ FFA △

Superintendent: *D'Aloia Family*

1. Exhibitors preferably should wear white.
2. No person may show more than two animals per class with a maximum of 4 animals
3. All animals must be healthy and free from contagious diseases, warts and mange. Dairy animals, less than 18 months of age, must have been vaccinated for Brucellosis and tattooed and have a legible vaccination tattoo.
4. Any animal that has been out of the state in the last 30 days prior to the fair must be accompanied by a health certificate issued within 30 days of exhibit.

4-H Youth

♣ FFA **Dairy Showmanship** ♣ FFA

43100: Senior Showmanship

43101: Inter. Showmanship

43102: Junior Showmanship

43101: Junior Heifer Calf -- born after January 1, current year

43102: Senior Heifer Calf -- born between Sept. 1 and Dec. 31, previous year

43103: Yearling Heifer -- born between September 1, two years previous and August 31, previous year, never freshened

43104: Cow or Heifer -- previously freshened or in production

△ **Open-Class Dairy** △

4-H animal age rules apply

03300: Junior Heifer Calf

03400: Senior Heifer Calf

03500: Yearling Heifer

03600: Cow or Heifer

♣ FFA △ **DAIRY GOATS** △ ♣ FFA △

Superintendent: *D'Aloia Family*

1. Entries will be placed in classes by age with the date of judging being base date.
2. No health certificates required. Animals must be free of abscesses and otherwise healthy. All sexually intact (does & bucks) **must be identified with a registered tattoo or and official USDA premise tag.**
3. Classes will be divided into Purebred and Grade; breeds will show together.
4. In no case will Purebred and Grade animals be in the same class, except for championship classes. 5. A limit of 6 goats per exhibitor 6. Exhibitors are requested to be neatly and appropriately dressed (preferably in white) when showing animals. 7. Breeds classes may include: Alpine, Nigerian Dwarf, Nubian, Oberhasli, Saanen, Sable, Lamancha, Mini Lamancha, Toggenburg

♣ FFA **Dairy Goat Showman** ♣ FFA

Exhibitors may only show an animal in showmanship that they have exhibited

44001: Senior Showmanship

44002: Intermediate Showman

44003: Junior Showmanship

♣ FFA **4-H Dairy Goats** ♣ FFA

44101: Doe up to 12 months of age

(not in milk and not previously freshened)

44102: Doe over 12 months of age

(not in milk and not previously freshened)

44103: Milker, all ages

△ **Open-Class Dairy Goats** △

4-H animal age rules apply

04101: Doe up to 12 months of age

(not in milk and not previously freshened)

04202: Doe over 12 months of age

(not in milk and not previously freshened)

04303: Milker

04304: Best Udder/Milker

04304: PeeWee Show

4-H

STOCKMAN'S QUIZ

Friday 1-3 pm

FFA△ MEAT GOATS ⊕FFA△

Superintendent:

*Superintendent: Rebecca Rookstool
Jr. Super: Crayton Deters*

1. Meat Goats must be individually owned by the exhibitor and identified by an ear tag or tattoo.
2. Eligibility. Wether or doe kids will be allowed to show in market classes.
3. Age: Temporary incisors must be in place and there should be no evidence of breaking of the skin or eruption of permanent incisors.
4. Horns. Dehorning is preferred. If not dehorned, the horns must be tipped prior to arrival on the grounds.
5. Hair. Meat Goats must be slick shorn above the knees and hocks.
6. Restraints. Use of halter, collars or chains is allowed in the show ring.
7. Goats must be shown with all 4 feet on the ground.
8. **Health.** Health requirements are to coincide with those at the given show and the federal scrapie guidelines. **All meat goats must be identified with an official USDA premise ID tag.**
9. Maximum 2 market – 2 Breeding.
10. Meat Goats weigh minimum 40 lbs.

⊕FFA Meat Goat Showmanship ⊕FFA

Exhibitors may only show an animal in showmanship that they have exhibited.

- 44001: Senior Showmanship**
44002: Inter. Showmanship
44003: Junior Showmanship

⊕FFA 4-H/Youth Meat Goats ⊕FFA

- 44101: ..Prospect Meat Goat** -- under 40 lbs.
44102: Meat Goat -- Minimum 40 lbs. under 1 year of age. Must be wethers or does.
44201: Yearling Doe -- Born between Sept. 1st 2 years previous and August 31st previous year)
44202: Fall Doe -- (Born between Sept. 1st and Dec. 31st previous year)
44203: Spring Doe -- (Born Jan 1st or after current year)

△ Open-Class Meat Goats △

4-H animal age rules apply

- 04400: Prospect Meat Goat -**
04410: Meat Goat
04420: Buck kid
04421: Yearling Doe
04422: Fall Doe
04423: Spring Doe
Champion

⊕ FFA△ POULTRY ⊕ FFA△

Superintendent: *Chelsea Harris*

1. Each youth may exhibit two entries per class for a total of 10.
2. Old birds: one year or more: Young birds, less than one year.
3. All poultry (Except waterfowl) and pigeons must show proof that birds are free of pullorum-typhoid diseases.
4. **There are four acceptable methods of certification:** 1. Clean Flock Status – owner presents an official VS Form 9-2. 2. Test prior to show official VS Form 9-2 from a test done within 90 days of the Fair. 3. From a clean source owner presents evidence (e.g. sales slip or invoice) from a certified hatchery, and attests that these birds have been isolated from other poultry.
5. **Pottawatomie will have free Pullorum testing on July 19th from 5-7pm at the fairgrounds.**
6. All lice must be controlled.

⊕ FFA 4-H/Youth Poultry ⊕ FFA

- 46001: Poultry Showmanship Jr.**
46002: Poultry Showmanship Int.
46003: Poultry Showmanship Sr.
46101: Standard Breeds, Large Fowl, -- one young bird of either sex
46102: Standard Breeds, Large Fowl, -- one old bird of either sex
46103: Standard Breeds, Bantams, -- one young bird of either sex
46104: Standard Breeds, Bantams, -- one old bird of either sex
46105: Production Pullets, Pen, -- three standardbred, crossbred, or straincross pullets, judged on egg production only
46106: Production Hens, Pen, -- three standardbred, crossbred or straincross hens, to be judged on egg production only
46107: Dual-purpose Pullets, Pen, -- three, such as Rhode Island Reds, New Hampshire, Plymouth Rock, etc.
46108: Dual-purpose Hens, Pen, three, -- such as Rhode Island Reds, New Hampshire, Plymouth Rock, etc.
46109: Meat-type Chickens, Pen, -- three standardbred, crossbred, or straincross of same sex judged on meat production
46110: Turkeys, all breeds, -- one bird of either sex
46111: Ducks, Call or Bantam, -- all breeds, one bird of either sex
46112: Geese, -- all breeds, one bird of either sex
46113: Other Fowl, one bird either sex
46114: Eggs, one dozen

⊕ FFA 4-H/Youth Pigeons ⊕ FFA

1. Exhibitor may enter two birds per class as singles. Old birds: hatched prior to January 1, current year; young birds, hatched current year. Young birds must have solid band on leg.

2. All pigeons must be shown with numbered band. Young birds must be shown with seamless bands, or be judged in the old class.

- 46201: Old Cock**
46202: Young Cock
46203: Old Hen
46204: Young Hen

**△ Open-Class Poultry △
(4-H rules apply)**

Uniform coops provided. Standard of Perfection will be used in judging. Birds entered in single classes will not be permitted to show as part of an exhibition pen, nor will birds composing pen be permitted to show for single prizes. Premiums will be paid on all breeds recognized by the Standard of Perfection (except Bantams).

- 06100: Standard Breeds, Large Fowl,** -- one young bird of either sex
06150: Standard Breeds, Large Fowl, -- one old bird of either sex
06200: Standard Breeds, Bantams, -- one young bird of either sex
06250: Standard Breeds, Bantams, -- one old bird of either sex
06300: Production pullets/pen, -- three standardbred, crossbred or straincross hens judged on egg production only
06350: Production hens, pen, -- three standardbred, crossbred or straincross hens judged on egg production only
06400: Dual-purpose pullets, -- pen, three, such as Rhode Island Reds, New Hampshire, Plymouth Rock, etc.
06450: Dual-purpose hens, pen, -- three, such as Rhode Island Reds, New Hampshire, Plymouth Rock, etc.
06500: Meat/type chickens, pen,(3)
06600: Turkeys (1)
06650: Ducks (1)
06700: Geese (1)
06750: Other fowl (1)
06800: Pigeons (pair)
06999: Eggs, one dozen

Rooster Crowing Contest

One bird per exhibitor. (Bird with the largest number of Crows wins.) Ties will be "crowed off" by committee rules. Roosters will be penned in individual coops and handlers cannot clap or annoy birds. Exhibitors will not be permitted to disturb roosters during contest. (5 minute time limit)

Poultry Breed Identification Quiz!
(To be taken day of Poultry Show)



☿FFA△ HORSES ☿FFA△

Superintendent: *Tara Mowry*

All rules for horse events are stated in the Kansas 4-H Horse Show Rule Book. Open Class / 4-H classes will show back to back or in the same class if size permits.

1. Performance classes will be held in the rodeo arena
2. Tapaderos are legal for Junior Division.
3. Long sleeved shirts are required for performance/ speed events. Helmets are okay to use.
4. Miniature pony "In Hand" trail class. (This class is to be judged on performance and way of going with emphasis on manners throughout course.

HIGH POINT CLASSES are:

Showmanship / Optional: Western Pleasure or English) Reining / Trail / Western Horsemanship / Lead Back / Flags / Barrels / Poles and Key. Does not need to be same horse.

☿FFA **Halter** ☿FFA

Classification ---

(Quarter Horses—56" & Over),
(Other Breeds – 56" & Over)
(Ponies – Under 56"), (Miniatures)

- 45000: Miniature pony
 - 45001: Quarter Horse/Weanlings
 - 45002: Other Breeds/Weanlings
 - 45003: Ponies/Weanlings
 - 45004: Quarter Horse/Yearlings
 - 45005: Other Breeds/Yearlings
 - 45006: Ponies/Yearlings
 - 45007: Quarter Horse/ 2 /3 year olds
 - 45008: Other Breeds/ 2 &3 year olds

 - 45009: Ponies/2&3 year olds
 - 45010: Quarter Horse/ Mares 4& up
 - 45011: Other Breeds/Mares 4 & up
 - 45012: Ponies / Mares 4&up
 - 45013: Quarter / Geldings 4 &up
 - 45014: Other Breeds/ Geldings 4 up
 - 45015: Ponies/ Geldings 4 & up
- Champion**

☿FFA **Showmanship** ☿FFA

Exhibitors may only show an animal in showmanship that is in their name.

- 45016: Halter Senior Division
- 45017: Halter Intermediate Division
- 45018: Halter Junior Division
- 45019: Halter Horseless Horse Project

☿FFA **Performance** ☿FFA

- 45020: **Bareback Horsemanship, Senior** -- (must be able to canter may have horsemanship pattern)
- 45021: **Bareback Horsemanship, Intermediate**-- (must be able to canter may have a horsemanship pattern)
- 45022: **Bareback Horsemanship, Junior** – (Does not need to canter may have a horsemanship pattern)
- 45023: **Walk-Trot, Junior Age 7-9**, current year, Jan.1 (can't show Western Pleasure) will not count for high point
- 45024: **Walk Trot, Ages 10-18**, 1st & 2nd year projects (can't show Western Pleasure) will not count for high point
- 45025: **2 year Old Snaffle Bit** (any age of rider) Novice horse - 2 or 3 years old
- 45026: English Pleasure
- 45027: English Equitation
- 45028: Western Pleasure, Senior
- 45029 Western Pleasure, Int.
- 45030: Western Pleasure, Junior
- 45031: Pleasure Pairs
- 45032: Western Horsemanship, Sr.
- 45033: Western Horsemanship, Int.
- 45034: Western Horsemanship, Jr.
- 45035: Working Ranch Horse
- 45036: Reining, Senior
- 45037: Reining, Intermediate
- 45038: Reining, Junior
- 45039: Trail, Senior
- 45040: Trail, Intermediate
- 45041: Trail, Junior
- 45042: "In Hand" Miniature Pony

☿FFA **Speed Events** ☿FFA

- 45043: Lead Back, Senior*
- 45044: Lead Back, Intermediate*
- 45045: Lead Back, Junior*
- 45046: Flag Race, Senior
- 45047: Flag Race, Intermediate
- 45048: Flag Race, Junior
- 45049: Barrel Race, Senior
- 45050: Barrel Race, Intermediate
- 45051: Barrel Race, Junior
- 45052: Pole Bending, Senior
- 45053: Pole Bending, Intermediate
- 45054: Pole Bending, Junior
- 45055: Key Race, Senior
- 45056: Key Race, Intermediate
- 45057: Key Race, Junior
- 45058: Fun Speed Event (TBA)

△ **Open-Class Horses** △

Classification same as 4-H

△ **Halter** △

- 05010: Miniature pony
 - 05011: Quarter Horse/Weanlings
 - 05012: Other Breeds/Weanlings
 - 05013: Ponies/Weanlings
 - 05014: Quarter Horse Yearlings
 - 05015: Other Breeds/Yearlings
 - 05016: Ponies/Yearlings
 - 05017: Quarter Horse/ 2/3 year old
 - 05018: Other Breeds/ 2 /3 year olds
 - 05019: Ponies/2&3 year olds
 - 05020: Quarter Horse/ Mares 4& up
 - 05021: Other Breeds/Mares 4 & up
 - 05022: Ponies / Mares 4&up
 - 05023 Quarter / Geldings 4 &up
 - 05024: Other Breeds/ Geldings 4 up
 - 05025: Ponies/ Geldings 4 & up
- Champion**

△ **Open Class Showmanship** △


- 05026: Showmanship Division

△ **Open Class Performance** △

- 05082: English Pleasure
- 05083: English Equitation
- 05030: Bareback Horsemanship
- 05031: Western Pleasure
- 05032: Western Horsemanship
- 05033: Reining
- 05034: Trail
- 05035: Walk-Trot
- 05037: Working Ranch Horse
- 05038: Pleasure Pairs

△ **Open Class Speed Events** △

- 05040: Barrel Race
- 05041: Pole Bending
- 05022: Flag race



**HORSE SHOW
JULY 30th at 1PM
Rodeo Arena**

FFA△ RABBITS ♣ FFA△

Superintendent: Melissa Green

1. Each member may exhibit **No more than 15 per person.**
2. Exhibitors must show their rabbit (s) during judging.
3. All rabbits must be tattooed.
4. White and colored fur entries must be made from rabbits entered in the regular breed classes 47011-47458. Classes will be by breeds, according to ARBA standards.
5. Any rabbit shown must be owned and in the possession of 4-H'er before July 1.
6. Pre Juniors do not compete for Best of Breed or Best of Show.

****Rabbits need to be minimum weight for their breed****

4-H Rabbit

♣ FFA **Showmanship** ♣ FFA

- 47001: Junior Showmanship**
- 47002: Inter. Showmanship**
- 47003: Senior Showmanship**

♣ FFA **4-H/Youth Rabbits** ♣ FFA

Pre-Junior Doe -- under three months of age classes only available in the following breeds: Beveren, Californian, Champagne D'Argent, Checkered Giant, American Chinchilla, Giant Chinchilla,, Cinnamon, Creme D'Argent Hotot, New Zealand, Palomino , Satin.

Junior Doe, -- under six months

Intermediate Doe -- six to eight months of age, classes only available in the following breeds: American, Giant Angora, Beveren, Californian, Champagne D'Argent, Flemish Giant, Hotot, English Lop, French Lop, New Zealand, Palomino, satin, silver Fox.

Senior Doe, -- six months of age or over for all breeds other than those listed as having intermediate classes; eight months of age and over for breeds having Intermediate classes.

Pre-Junior Buck, -- under three months of age classes only available in the following breeds: Beveren, Californian, Champagne D'Argent, Checkered Giant, American Chinchilla, Giant Chinchilla, Cinnamon, Creme D'Argent, Hotot, New Zealand, Palomino and Satin.

Junior Buck, -- under six months

Intermediate Buck, -- six to eight months of age, classes only available in the following breeds: American, Giant Angora, Beveren, Californian, Champagne D'Argent, Flemish Giant, Hotot, English Lop, French Lop, New Zealand, Palomino, Satin and Silver Fox.

Senior Buck, -- six months of age or over for all breeds other than those listed as having intermediate classes; eight months of age and over for breeds having Intermediate classes.

Rabbit Classes

- 47101.** Pre-Junior Doe
- 47102.** Junior Doe
- 47103.** Intermediate Doe
- 47104.** Senior Doe
- 47105.** Pre- Junior Buck
- 47106.** Junior Buck
- 47107.** Intermediate Buck
- 47108.** Senior Buck

Select Breeds 2nd

- 01.American
- 02.American Fuzzy Lop
- 03.American Sable
- 04.Angora - English
- 05Angora -French
- 06 Angora - Giant
- 07 Angora – Satin
- 08 Beveren
- 09 Belgian Hare
- 10 Britannia Petite
- 11 Californian
- 12 Champagne D'Argent
- 13 Checkered Giant
- 14 American Chinchilla
- 15 Giant Chinchilla
- 16 Standard Chinchilla
- 17 Cinnamon
- 18 Creme D'Argent
- 19 Dutch
- 20 Dwarf Hotot
- 21 Flemish Giant
- 22 Florida White
- 23 Harlequin
- 24 Havana
- 25 Himalayan
- 26 Hotot
- 27 Jersey Wooly
- 28 Lilac
- 29 English Lop
- 30 French Lop
- 3` Holland Lop
- 32 Mini Lop
- 33 Netherland Dwarf
- 34 New Zealand
- 35 Palomino
- 36 Polish
- 37 Rex
- 38 Mini Rex
- 39 Rhinelander
- 40 Satin
- 41 Mini Satin
- 42 Silver

- 43 Silver Fox
- 44 Silver Marten
- 45 Tan
- 46 Lionhead

47900: Meat Pen, three rabbits, all one recognized breed and variety. Weight is 3½ lbs. by maximum 5½ lbs. each. These will be judged on their meat qualities, condition, and uniformity. One pen per 4-H'er.

47925: Wool

47950: White Fur, one / 4-H'er

47975: Colored Fur, one / 4-H'er

△ **Open - Class Rabbits** △
SEE LIVESTOCK GENERAL RULES

**** Rabbits need to be of minimum weight for their breed)**

Note: Exhibitor may enter **No more than 15 per person.**

Open Class Fair Entry:

1. First 2 numbers use **07** for Open Class For breed numbers use same as 4-H.**Example**-Open Class Mini-Rex Junior Buck **#07386**

First & second of each class show for champion.

4-H FOODSTAND SCHEDULE

Wednesday

11:30 a.m.– 4:30 p.m.

Thursday

7:00 a.m.— 10:00 p.m.

Friday

7:00 a.m.— 11:00 p.m.

Saturday

7:00 a.m.— 11:00 p.m.

Sunday

7:00 a.m.— 5:00 p.m.



☼FFA ◊ **SHEEP** ☼FFA ◊

Superintendent: *Rebecca Rookstool*

1. No person may show more than two market animals and two breeding.
2. Market lambs must be either wethers or ewes.
3. All sheep must be identified with an official USDA premise ID tag.

☼FFA **Sheep Showmanship** ☼FFA

Exhibitors may only show an animal in showmanship that they have exhibited.

- 48001: Senior Showmanship
- 48002: Intermediate Showmanship
- 48003: Junior Showmanship

☼FFA **4-H/Youth Sheep** ☼FFA

- 48101: **Prospective Market Lamb**
-- weight less than 90 pounds
- 48102: **Market Lamb** -- weight 90 pounds or more
- 48201: **Breeding Ewe Lamb**, -- born after August 31, previous year
- 48202: **Yearling Ewe**, -- born before September 1, previous year

◊ **Open-Class Sheep** ◊

- 08100: **Prospective Market Lamb**
-- weight less than 90 pounds
- 08200: **Market Lamb** -- weight 90 pounds or more
- 08300: **Breeding Ewe Lamb**, -- born after August 31, previous year
- 08400: **Yearling Ewe**, --- born before September 1, previous year
- 8600: **Ram Lamb**, -- born after August 31, previous year

☼FFA ◊ **Shepherd's Lead** ☼FFA ◊

These classes are to present sheep in the most attractive manner, to improve the image of sheep and to give spectators an opportunity to view well groomed sheep shown at halter by attractively dressed contestants wearing wool garments. Entrants may purchase or construct their own garment which should consist of at least 60% wool exclusive of accessories. Judging will be based on the attractiveness and suitability of the garment to the contestant, the contestant's artistry, and appearance, and the contestant's ability to control and present the sheep at halter. The sheep may not be blanketed during the contest, only head or neck decorated. Scripts should be presented to the office prior to the sheep show

Shepherd's lead

- 48301 Junior, ages 13 & under
- 48302 Adult, ages 14 & over

Decorator Class

- 48301 Junior, ages 13 & under
- 48302 Adult, ages 14 & over

**Shepherd's
Lead
Saturday
2:00 pm**

If you like to see kids dressed in wool outfits and showing sheep at the same time this is for you!

Livestock Show Times

Thursday

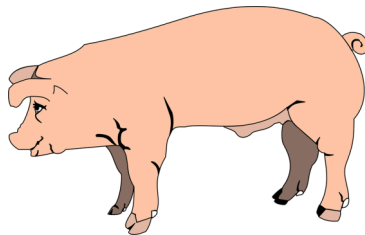
- 3 pm Dairy Goat
D. Cattle Following
- 5 pm Sheep
Meat goat Following

Friday

- 8 am Rabbit
- 1 pm Poultry
- 5 pm Beef

Saturday

- 8 am Swine
- 1 pm Bucket Calf
- 2pm Shepard's Lead
- 5pm Livestock Sale



☼◊ **SWINE** ☼FFA ◊

Superintendent: *Joel DeRouche and Alvin Stutzman*

Jr Supers: Jenna, James, and Jacob DeRouche, Bryce Hoeltzel

1. No person may show more than two market animals and two breeding animals.
2. All swine will be identified by 4 -H ear tag.
3. Health Requirements: Swine must be free from clinical signs of infectious or contagious disease.
4. All market swine will be shown by breed (not divided by sex).
5. All market hogs and breeding swine will be classified as to breed classification by the Swine Superintendent or his/her appointees prior to the establishment of classes. That decision is final.
6. There must be 3 or more animals of the same breed to show in separate breed class.
7. In accordance with suggestions from the Kansas Animal Health Department, the Pottawatomie Co. Fairboard is strongly recommending that all swine exhibited at the Pottawatomie County Fair be either sold to the floor buyer or taken to a locker immediately following the fair. It has been highly suggested that you purchase clip-on style feeders for pigs in the barn.

☼FFA **4-H Swine** ☼FFA
Showmanship

- Exhibitors may only show an animal in showmanship that they have Exhibited
- 49001: Senior Showmanship
 - 49002: Inter. Showmanship
 - 49003: Junior Showmanship

☼FFA **4-H/Youth Swine** ☼FFA

- 49101: **Prospective Market**, -- weight less than 230 lbs.
- 49102: **Market** -- weight 230 lbs. or more
- 49201: **Breeding Gilt**

◊ **Open-Class Swine** ◊

- 09100: **Prospective Market**, weight less than 230 lbs.
- 09300: **Market**, -- weight 230 lbs. or more
- 09500: **Breeding Gilt**

Pig clip-on style Feeders

It has been highly suggested that you purchase clip-on style feeders for your pigs in the barn.

Reminder: Just a reminder that the swine barn is a wet barn. There is no need for Fans to be placed under the drips. We ask that you follow this safety measure

Fair Award Sponsors of 2021

Clothing — Farmers State Bank, Westmoreland, Blackjack 4-H Club, St. George, Barbara Rezac, Emmett

Demonstration/Public Presentation— Jim and Debbie Gordon, Westmoreland

Dog — Dr. Gail McPeak, Wamego, St. Marys Vet Service, St. Marys, Griffith Lumber Co., Manhattan

Energy Management — Roy and Shay Duer Family, Onaga

Entomology — Olsburg Boosters 4-H Club, Kevin Staats Family, Wamego, Taellor Hamneke, Olsburg

Family Consumer Science Judging— County FCE Council, Wamego, Lucky'Leven 4-H Club

Family Studies — The Bryant Family, Olsburg

Fashion Revue — Barbara Rezac, Emmett, Tom Nelson, Olsburg, Lucky'Leven 4-H Club, Wamego, Nancy Hubbard, St. George, Fred & Michelle Dietrich, Wamego, The McVay Family, Wamego, Stutzman Hog Farm, Wamego, Howie's Recycling, Manhattan, Griffith Lumber Company, Manhattan

Fiber Arts — Jared & Sarah Jones Family, Emmett, Fred & Michelle Dietrich, Wamego, SBS Insurance, Seneca, "In Memory of Lola Jacobson" Tress Jacobson, Shannon Calkins/Justin Redding, Wamego, "In Memory of Betty Stewart" Kellie O'Shea

Field Crops—Wilkerson Family, Wamego

Flowers — Skucius Family, Manhattan

Foods — Howie's Recycling, Manhattan, "In Memory of "Lois Jean Sylvester" Kaw Valley 4-H Club, Wamego, Bluestem Electric Coop, Wamego, Kaw Better Homes FCE, St. Marys, Triple V 4-H Club, Emmett, "In Memory of Valdimer & Dale Bairow" Sharon Bairow Riffey, Kansas Wheat Commission, Manhattan, Dutch Mill 4-H Club, Wamego, Ivan & Vicki Jones, Frankfort, "In Memory of Dianna Figge" Keith Figge Family, Joel & Julene DeRouchey Family, Wamego.

Forestry — Alan Hynek, St. George

Geology — Rob & Lesa Reves, Olsburg, Jayhawkers 4-H , St. Marys, Morgan & Sheridan Reves, Olsburg, Mike & Vicky Swann, St. Marys

Home Environment — Jayson & Erin Tynon, John & Jeanna Haug

Horticulture — The Terhaar Family, St. George, Tim & Sandy Zoeller Family, Olsburg, Karen Matson, Onaga, The Bryant family, Olsburg

Photography — Griffith Lumber Company, Manhattan, "In Memory of Ed Phillips" Phillips Family Westy Trailblazers 4-H Club, Frank and Amanda Rottinghaus Family, St. George, Kaw Better Homes FCE, St. Marys, Bob & Gail King, Wamego, Jim Gordon, Westmoreland

Self-Determined — The Montenegro Family, St. George

Shooting Sports - Sara Jacobs, Wamego

Small Engine — Bluestem Electric

4-H STEM — Waters True Value, Wamego, Triple V 4-H Club, Onaga

Table Setting — Hope Jacobs, Wamego, Richard Dugan Family, St. George, Lyle Blockcolsky Family, Olsburg

Tractor Operators — "In Memory of Christopher J. Browne", Olsburg, Prairieland Partners, Wamego

Visual Arts — Deb McClain-Williams, Olsburg, Barb A. Abitz, Emmett, "In Memory of Dianna Figge" Keith Figge Family, "In Memory of Kim Schwant", Edith McClain, Gaylord, The Montenegro Family, St. George, Hayes Rickstrew, Wamego, Braden Shwarz, Spencer Dugan, Josh & Tiffany Engelken

Wildlife / Sportfishing— "In Memory of Fredy Wilson" Jacob Dietrich, Wamego, 3G Outdoor Adventures, Olsburg (fishing)

Woodworking — Griffith Lumber Co., Manhattan, The Gude Family, Olsburg, "In Memory of Everett Budenbender" Colleen Budenbender, Jim & Dianna Nelson, Olsburg

Horse — Ag Partners, St. Marys, Shari Dodds, St. George, "In Memory of Rosie Clymer" Roy Duer Family, Duane & Pam Davis, Westmoreland, Robert & Barb Rickstrew, Wamego, RW Milling, Wamego, Vanderbilts, Wamego, Pottawatomie Co. Farm Bureau Association, Wamego, Becky & Tim Sutton, Wamego, Erin Tynon, Axtell

Poultry — Nelson Poultry Farms, Manhattan, Lance & Sarah Haller Family, Wamego, Blackjack 4-H Club, St. George

Rabbits — Onaga Ag & Auto, Onaga, Blue Valley Electric & Building Supply, Olsburg, The Kevin Staats Family, Wamego, Jim & Martha Turner, Olsburg, Larua Turner, Olsburg, Elizabeth & Kaylee SinghDhillon, St. Marys, Griffith Lumber Company, Manhattan, Eric & Melissa Green Family, Wheaton, Angelina Kuyper, Wamego

Bucket Calf — Pat Hartwich & Sons, Onaga

Fair Award Sponsors of 2021

Beef—Brush Creek Cattle Company, Westmoreland, Mark & Carol Minihan, Wheaton Olsburg Boosters 4-H Club, Olsburg, “In Memory of Argyl & Judy Figge” D’Aloia & Figge Families, Onaga, St. Marys Lumber, St. Marys, Troy Marple Family, Westmoreland, Eldon Sylvester Family, Wamego, Wade Minihan, Wheaton

Bucket Calf - Pott. Co Farm Bureau, Wamego, Pat Hartwich and Sons, Onaga

Dairy/Dairy Goat— Donn Teske, Wheaton, Ag Partners, Seneca, The Duloherly Family St. George, Wamego Drug Store, Gretchen Kopp, Burrton, Onaga Health and Rehab, Onaga,

Meat Goat — Tasha Lara Daycare, Havensville, Chris & Laura Mulligan, Emmett, Doug & Marcia Hermes Family, Wamego, Joseph Hubbard, Olsburg, Tyree and Delaney Figge, Onaga, Denton Auto Salvage, St. Marys, McClain Homestead, Gaylord, Gaines and Riffel Family, Westmoreland

Sheep — “In Memory of Kenneth Snapp”, Rita Snapp, Westmoreland, Ron & Nita Pope, Olsburg, Della Sass, Westmoreland, Isaac Brunkow, Westmoreland, Tracy & Sue Ahlquist, Onaga, Rebecca Rookstool, Attorney, Green Valley Vet, Wamego

Shooting Sports: Sara Jacobs, Wamego

Swine — Barb A. Abitz, Emmett, Al & Lois Spencer, Wamego, Doug & Clara Ebert, St. George, Craig Good, Olsburg, Fink Show Pigs, Wamego, CK Show Pigs, Duloherly Family, Wamego, Tasha Lara Daycare, Havensville, Stutzman Family, St. Marys

Round Robin — Manhattan Commission Company, Manhattan, “In Memory of Leon P. Cline” Pottawatomie County Fairboard, Kan Equip, Wamego, Tabatha Brooks Miller, Westmoreland, Beth Gaines, Westmoreland, Shannon Blocker, Westmoreland

Rate of Gain — Shawn & Mandy Rickstrew, Wamego, Griffith Lumber Company, Manhattan, Liebsch Family, Westmoreland.

Livestock Skillathon — Valley Vet Supply, Marysville, Gary & Karol Fike, Westmoreland, R & L Angus Hinrichsens, Westmoreland, Bob & Tami Weaver, Wamego, Eldon & Julie Sylvester, Wamego, Joel & Julene Derouchey, Wamego, Wege Farms, Duane & Loretta Wege, Onaga, LC Ranch Luke & Carol Perry, Onaga

Livestock Judging — The Marple Family, Westmoreland, Bryce & Ella Hoeltzel, Olsburg, The Berges Family, Onaga H&H Show Supply, Brad & Sherri Hurst, Animal Health Pharmaceuticals, Darrin Figge, Onaga

Stockman’s Quiz — Scott & Michele Jacobs Family, Wamego, Michele Jacobs State Farm Insurance, Wamego, David & Sharon Weigand, Texas,

Beef Carcass — Mike & Tasha Lara Family, Hans & Jenny Hoeltzel, Olsburg, Gary Fike Family, Westmoreland

4-H Club Responsibilities

DURING THE FAIR

Blackjack, Shining Star — Fairgrounds Development—Fair // **Dutch Mill** - Clothing Judging — Pre-fair
Jayhawkers, Kaw Valley — Arts & Crafts Judging — Pre-Fair // **Lucky'Leven** - FACS Judging — Pre-Fair
Olsburg — Photography Judging — Fair /// **Triple V** — Food Sale — Fair
Westy Trailblazers — Fashion Revue — Pre-Fair //// **Lucky'Leven**— Fashion Revue — Event

AFTER FAIR CLEAN-UP — 4:30 pm Sunday

Blackjack — East Building	Dutch Mill — Swine Area	Jayhawkers — Dairy, Bucket Calf
Kaw Valley — Sheep/Goat	Lucky'Leven — Foodstand	Olsburg — West Building
Shining Star — Poultry Area	Triple V — Rabbit Area	Westy Trailblazers — Beef Area

PRE-FAIR CLEAN-UP

Monday, August 1st

The annual clean-up of the fairgrounds will be held at 6:00 p.m.. We will appreciate all the helpers your club can send.
 Bring brooms, hammers, rags, cleaning supplies, etc.

FOODSTAND 4-H CLUBS WORK SCHEDULE

Wednesday	11:30 a.m. - 4:30 p.m.	Jayhawkers
Thursday	7:00 am - 1:30 pm	Shining Star
	1:00 pm - 6:30 pm	Dutch Mill
	6:00 pm - 11:00 pm	Westy Trailblazers
Friday	7:00 a.m. - 11:30 a.m.	Triple-V
	11300 a.m. - 8:00 p.m.	Blackjack
	7:30 p.m. -11:00 p.m.	Lucky Leven
Saturday	7:00 a.m. -2:30 p.m..	Olsburg
	2:00pm. - 11:00 p.m.	Kaw Valley
Sunday	7:00 a.m.-1:00 p.m.	Triple-V
	12:30 p.m.- 5:00 p.m.	Lucky'Leven

ALL shifts overlap ½ hour (except special notes) to give time for ending shift to restock and to do a \$ money check (with one representative from incoming/ one from outgoing) **Those who work the first shift of the day need to report 15 minutes early .**

Foodstand coupons – if any club would like to purchase coupons to the foodstand to give as thank you tokens to those who have helped your club, you may purchase them by calling the Extension office. The coupons are valued at @ \$2.50 and can be used to purchase anything in the foodstand.

MAINTAINING FAIRGROUNDS — Thursday-- *Blackjack, Kaw Valley, Triple V* — Friday- *Lucky'Leven, Shining Star, Jayhawkers* —Saturday - *Olsburg, Dutch Mill, Westy Trailblazers* -

Keep grounds and exhibit buildings free of litter throughout the day and evening. **Everyone!** (all club members are expected to help pick up trash and sweep as needed all during the day --- **not just at night**--- on your designated day. Extra trash can liners will be placed in the bottom of the trash cans for easy replacement before they overflow. Trash needs to be carried to the larger dumpsters at the rear of the Foodstand often. (UTV's are available for **Adults Only** and can be checked out from Fair Office. Please check TRASH CANS often, especially at 1 p.m. and 7 p.m. and at the end of the day.

POTTAWATOMIE COUNTY FAIR CALENDAR

Friday, July 29 --PRE-FAIR - SCHEDULE

Onaga High School and Fairgrounds

8:30-11:30 a.m.Clothing Construction
 8:30-11:30 a.m.Buymanship Notebooks
 8:30-11:30 a.m..... Fiber Arts
 8:30 - 12:00 p.m.All Visual Arts
 8:30 - 9:30 a.m.....Table Setting Set up
 8:30 a.m.....Entomology boxes arrive
 8:30 a.m.....Geology boxes arrive
 9:00 - 11:30 a.m.....Fashion Revue Buymanship
 9:00 a.m.....Entomology Conference Judging
 9:30 a.m.....Geology Conference Judging
 10:00 a.m.-12 pm..... FACS Judging
 10:00 a.m.....Table Setting Judging
 12:00pm Fashion Revue Constructed

Full pre-fair information will be in Pre-Fair letter

FASHION STYLE REVUE SHOW — July 29th

6:00 P.M. Onaga High School Auditorium

FAIRGROUNDS — ONAGA

Saturday, July 30th

Horse Show 1:00pm

Wednesday, August 3rd

10:00 - 11:00 a.m.....Open Class Foods: Check-in
 11:00 - 12:30 p.m.....Open Class Food Judging
 1:00 - 4:30 p.m.....4-H Foods Judging
 4-H food Judging schedule is found after classes in book

PLEASE DO NOT ARRIVE EARLIER THEN NECESSARY

2:00 - 4:00 pm.....Food Sale
 2:00 - 4:00 p.m.....Table Setting Check-in
 6pm- 8:30 p.m.....EARLY ARRIVAL for Large Livestock

Thursday, August 4th

ALL LIVESTOCK must be on fairground premises by 9 a.m. Thursday of the Fair! We will once again have a Vet check during livestock arrival.

8-9 a.m.....Swine Weigh-In
 9-10 a.m.....Beef Weigh -In
 10-11 a.m.....Sheep/Market Goats Weigh-In
 8:30 a.m. -12:00ENTER ALL OTHER EXHIBITS
 9:30 a.m. -12:00 noon.....Individual Display, Family Studies, Shooting Sports, Notebooks, Self-determined
 Please check in by 11:00 A.M.

12:30 p.m.....Open Class Arts & Crafts /Duct Tape/Recycling West Building
 1:00 - 3:00 p.m.....Horticulture Judging Contest
 1:00 p.m.....Open Class Clothing/Handiwork/Quilting/Knitting/Crochet (Listen to Judges comments in the Fair Pavilion)
 1:00 p.m.....4-H & Open Class Horticulture (Forestry Notebooks, Field Crops)
 1:00 p.m.....4-H & Open Class Booths/Banners
 1:00 p.m.....4-H Home Environment
 1- 5:00 p.m.....LIVESTOCK SKILLATHON
 3:00 p.m.....DAIRY GOAT SHOW followed by D. CATTLE
4:00 p.m.....EXHIBITS OPEN
 4:00 p.m Daily 4-H Awards Ceremony -livestock ring.
 5:00 p.m.....Sheep Show
 Order: Showmanship / Breeding /Market animals followed by **Meat Goat**
 Order: Showmanship / Breeding /Market animals
 5:30 p.m.....Barn Quilts (judging Fair Pavilion)
 6:00 p.m.....Co-rec and Men's Softball Tourney
 6:30 p.m.....Ranch Rodeo
 7:00 pm.....Miss Pottawatomie Onaga High
10:00 p.m.....EXHIBIT BUILDINGS CLOSE

Friday, August 5th

8:00 a.m.....Exhibits open
 8:00 a.m.....Rabbit Show
 9:00 a.m.....4-H STEM Judging
 9:00 a.m.....Judging of Photography 4-H & Open Class Photography
 9:00 a.m.....Judging of Woodworking
 9:00 a.m.....VO-AG/FFA Mechanic
 10:00 a.m.....Youth Tractor Driving Contest
 11:00 a.m.....Judging of 4-H Small Engine, Energy Management, Electric
 1:00 p.m.....POULTRY SHOW
 Rooster Crowing Contest and Poultry Breed ID Contest
 1:00—3:00STOCKMAN'S QUIZ
 3:00 p.m.....Daily 4-H Awards Ceremony -livestock ring.
4:00 p.m.....EXHIBITS OPEN
 5:00 p.m.....BEEF SHOW
 Order: Breeding/Showmanship /Market animals
 7:00 p.m....Bingo Sponsored by: Knights of Columbus

