



Pottawatomie Co. Fair
Onaga, KS
July 30th—August 3rd



K-STATE
Research and Extension

Pottawatomie County

Storm Shelter — Onaga High School - Basement and Gym

FAIRGROUNDS — Location: 901 High Street, Onaga, KS.
STORM SHELTERS — Designated area is the Onaga High School basement & gym
SUPPORT THE FAIR SUPERINTENDENTS — listed under individual projects. Please express your concerns to these individuals, but remember Superintendents are Volunteers!

A BIG THANK YOU TO ALL!

Please accept our most sincere appreciation to all who have contributed to the Fair Enhancement Project!

If you would like to make a donation, please mail payments to the following:
Caring Community Foundation, P.O. Box 54, Onaga, KS 66521 with a note: Fair Project

FAIRBOARD MEMBERS --

President:	Mike Lara	(785) 477-2317
Vice-President:	Luke Perry	(785) 548-6282
Secretary:	Jeff Jones	(785) 456-3964
Treasurer:	Ben Schoenberger	(785) 456-2000
Commercial Exhibits/Camping:	Mark Havice	(785) 447-2591
Advertising:	Mariah Louderback	(785) 456-3859
Rodeo:	Jay Rezac	(785) 456-3233
Entertainment:	Alvin Stutzman	(785) 313-4259
Maintenance/Grounds:	Mike Lara	(785) 477-2317
	Luke Perry	(785) 548-6282
	Jason King	(785) 564-2172
Building Supervisors:	Mark Havice (West)	(785) 447-2591
	Cathy Wilber (East)	(785) 844-0430
Fair Officials:	Fair Board President & County 4-H Extension Agent	

Camping

All camping spots (Hook-ups and Generator) will need to be reserved 1st come 1st serve starting June 1 by contacting Mark Havice 785-447-2591. A text message is preferred. The charge for camping above and below with hookups is \$150 per camper. (Generator camping will be \$50 per camper in designated area.) All fees need to be made payable to the Pottawatomie County Fair Association before July 10 and mailed to Pott. Co. Fair board, P.O. Box 22, Onaga, KS 66521 or delivered to the Extension Office.

(No campers on grounds above or below until Saturday before Fair Week. \$50 fee for electricity before Monday. Please call Mike (785-477-2317) if early electricity is needed)

**For more information: www.pottawatomie.ksu.edu or
the Pottawatomie County Fair Facebook page: Pottawatomie County Fair-Onaga, KS**



POTTAWATOMIE COUNTY FAIR PAVILION

The Pottawatomie County Fair pavilion was built in 1921 and had been used as a sale barn for around 50 years. Round barns were very popular in the early 1900's. Unfortunately, there are very few similar buildings or barns left in Kansas. They were called pavilions after the exhibit halls at the World's Fair.

Table of Contents

ENTERTAINMENT.....	4-7
RULES	8-9
ARTS & CRAFTS.....	10-11
BANNERS/BOOTHES	11
CLOTHING AND TEXTILES/FASHION REVUE—Barn Quilts	11-13
DEMONSTRATIONS PUBLIC PRESENTATIONS.....	13
ENERGY MANAGEMENT.....	14
ENTOMOLOGY.....	14-15
FAMILY STUDIES	15
FOODS.....	16-18
GEOLOGY	18-19
HOME ENVIRONMENT.....	19
HORTICULTURE AND PLANT SCIENCE —FIELD CROPS	19-21
FORESTRY - INDIVIDUAL DISPLAY/SELF-DETERMINED	21-22
NOTEBOOKS	22
PHOTOGRAPHY	22-23
4-H STEM	23-25
VOCATIONAL AGRICULTURE –TRACTOR OPERATORS.....	25
WILDLIFE AND SHOOTING SPORTS.....	25
WOODWORKING.....	25
LIVESTOCK RULES	26-27
BEEF—BUCKET CALF	28
DAIRY/DAIRY GOAT	28
MEAT GOATS	29
POULTRY	29
HORSE	30
RABBITS.....	31
SHEEP / SHEPHERD’S LEAD	32
SWINE	32
SPONSORSHIP.....	33-34
CLUB ASSIGNMENTS.....	35
DAILY SCHEDULE OF EVENTS.....	36-37

“Grit, Grace and Grand Champions”

Kraft Rodeo Company

Kraft Rodeo Company from Abbyville, Kansas will again be providing the livestock for the rodeo. There will be a competition

Friday and Saturday evenings at 7:30 p.m.

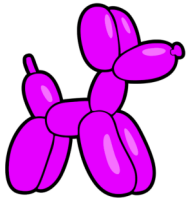
The rodeo will include traditional events.

There will also be mutton busting and mini bull riding for children as well.

Ticket prices are \$10 for adults / \$5 for children (ages 5—12) and under 5 is free.

Free Rodeo Dance Saturday Night

Balloon Artist



A POP artist! Witness one of the most talented, fun-loving, entertaining personalities as a balloon artist in the country! They know how to bring latex to life! Armed with the latest in balloon twisting technology—the all electric Inflata-Tron 3000— they can twist whatever you can imagine! Don't miss the family-friendly fun show. Roaming shows and during the Kraft Rodeo.

Inflatables & Foam Machine

Thursday, Friday and Saturday night come and enjoy the Inflatables!

We will have the Foam Machine on Saturday night!

Bring the whole family for some fun on the baseball diamond!



Carvings by Gary Keenan

Gary Keenan will carve nearly anything that reasonably fits the tree or log. He enjoys the challenge of developing ideas that fit the tree/log, and that people will enjoy. He has done well in competitions, both in the U.S. and abroad. Gary invited to participate in "Sculptree"/

Westonbirt Festival of the Tree, in England. This event is not a competition, but a celebration of art and nature. His carvings will be sold Saturday Evening before the Livestock Premium Sale! Stop by the get your one of a kind sculpture!

“Grit, Grace and Grand Champions”

Fair Food and Tasty Treats

4-H Food Stand

Scarecrow's Snow Cones

Kettle Corn

Paradise Shaved Ice

Flint Hill Pints-Ice Cream

Lions Club Stand

Boo Boo's

Ruckert's Snow Cones

Moe's BBQ

Coffee Trailers



RANCH RODEO

Thursday 7:30 p.m.



To enter Ranch Rodeo call: Mike Nelson -785-565-8477

12 teams can enter \$75.00/per person 4 person team (\$300)

Burrito Bar @ Ranch Rodeo:

Sponsored by Onaga Fire Department

POTTAWATOMIE COUNTY HORSE SHOW

Saturday before fair, JULY 26th 9:00 AM

Fairgrounds Rodeo Arena

Performance and Speed Events



4-H FOODSTAND SCHEDULE

Wed: 11:30 a.m.—4:30 p.m.
Thurs: 7:00 a.m.—10:00 p.m.
Fri: 7:00 a.m.—11:00 p.m.
Sat: 7:00 a.m.—10:00 p.m.
Sun: 7:00 a.m.—3:00 p.m.

Friday, July 25th - 6pm
4-H FASHION REVUE
Onaga High School

Wednesday

4-H FOOD SALE 2-4 p.m.
Fairgrounds East Building
Profits donated to local food pantries.

Thursday

FREE INFLATABLES:-
Fri, Sat, Sun: 6-10 p.m.
North Ball Diamond
Activities to entertain kids
Check out the fun!

RANCH RODEO
Thursday at 7:30 p.m.
To enter call: Mike Nelson
785-565-8477
Burrito Bar Sponsored by:
Onaga Fire Department
Fundraiser during Ranch Rodeo

Friday - Saturday

ONAGA HISTORICAL MUSEUM
Fri. 1-4pm
Sat. 10am-4pm
Open for fair-goers.
310 E. 2nd St.
Also available by Appointment
Contact: 785-889-7104

Onaga Museum Garage Sale

East of museum on DeGraw St. & 220 S. Leonard
Animal Clinic

Dime Toss!

Friday & Saturday 4-9 pm
Onaga Historical Museum
Ball Diamond at fairgrounds

BINGO

Friday & Saturday at 7 p.m.
(sponsored by the Wheaton-Onaga Knights of Columbus)
near the North Ball Diamond

SAND VOLLEYBALL TOURNAMENT

Saturday 7:00 a.m.
Co-ed teams
Leisure Land Park
Double elimination
Entry fees and rules will be publicized in advance
Contact: Jordan Boswell
(785) 477-4847

KIDS PEDAL TRACTOR PULL

Sunday 1:30pm Registration
Sunday 2:30pm Tractor Pull
Open Air Pavilion
Sponsored by: Farm Bureau

TURTLE RACE & GAMES

Saturday 3:30 p.m.
North Ball Diamond
Sponsored by:
Farmers State Bank

Root Beer Floats

Saturday 3:00 p.m.
North Ball Diamond
Sponsored by:
American Family Insurance.,
St. Marys

SIT-N-STITCH

Saturday 9am - 11am

HORSESHOE TOURNAMENT

Registration Sat. 9am
Tournament Sat. 10am
Lions Club Park
(down the hill)
A round-robin elimination
horseshoe tournament
Entry fee \$5/person
Official horseshoe rules used
Any ground rules or bracket
changes determined by
tournament director

Co-Rec & Men's SOFTBALL TOURNAMENT

Begin Thursday 6pm
Continuing through Sunday!
Championship:
Sunday at 1 & 2 p.m.
Sign up contact:
Adam Kufahl
(785) 313-1280
(785) 396-4453

4-H Ambassador Games

Friday 1pm-2pm
Ball Diamond
Join our 4-H ambassadors
for fun and games! These
Youth led games are a great
chance for all youth to have
some fun meet friends!

4-H Rock Search

Hidden each day on the
fairgrounds
(Take the rock to the
Foodstand to redeem your
prize!)

FREE SWIMMING at Onaga Public Pool

Saturday 1pm-5pm

Sponsored by:
Marten Dozing & Excavating
Myers Construction
HB Excavating
Mitchel Kufahl
Waddell and Reed

4-H Dancers
Show Arena at 4:45PM

FCE Pie Scholarship Auction Saturday Before Livestock Auction

6 pies will be handmade by our
Pottawatomie County FCE Council (Family
Community Educators)
100% of the proceeds go towards two local
scholarships for any Pottawatomie County
Youth attending a 2 or 4 year college.

Sunday

ANNUAL FAIR PARADE Sunday 1pm

No pre-entry required
Judging done at 12:15pm in the parking lot
south of the City Building, 319 Prospect St.

Prizes:

Organizational floats (Youth & Adult)
1st - \$25, 2nd - \$15, 3rd - \$10

Other entries receive participation ribbons

FREE ICE CREAM SOCIAL Sunday: Following the PARADE

At the fairgrounds!

Sponsored by:
Pott. County Farm Bureau Association
Ongoing

“RECYCLE TRAILER”

Available throughout duration of the Fair
Located at the Senior Center in Onaga.
Recyclable items are: fiberboard boxes
such as cereal boxes, cardboard,
magazines, catalogs, newspapers, aluminum
cans, and brown/green/clear glass.

4-H SILENT AUCTION

This auction gives a financial opportunity to
all 4-H members a chance to sell their
project. Auction items will be displayed at a
set time for the community and family
members to bid on items. The plan is to
display the items in the East building using a
booth space if available.

1. 4-H members, who are not participating in the livestock sale, will be permitted to sell one item in the silent auction.
2. 4-H'ers will be asked to give an estimated cost of the item when they enter. The project will be displayed with the 4-H'ers name and their estimated cost as the minimum bid.
3. The item will be picked up by the 4-H'er at 2:00 p.m. on Sunday. The 4-H'er will then be responsible for delivering the item and collecting the premium bid.
4. Auction time starts after the item has been checked in. **PLEASE BRING A PICTURE OF YOUR ITEM at CHECK-IN times to the East building. and give to the FCS Agent.**
5. A sign will be placed on every item for sale with a number and a paper for buyers to place their bid. Items will be located in East Building unless item is unable to be moved from exhibit area.
6. Any item that is sold at the Silent Auction cannot be exhibited at the Kansas State Fair. The Pottawatomie Co. Fair Assoc./ Pottawatomie. Co. Ext. Council do not guarantee a bid on all items. If no bid is received on an item, that item remains the property of seller.

Special Appreciation to:



General Rules

4-H DIVISION – Age Division

Junior – 7-9 years of age

Intermediate – 10-13 years of age

Senior – 14-18 years of age

Age as of January 1st 2024

OPEN CLASS DIVISION

Youth – 13 & under

Adult – 14 & up

FFA- High School Freshman-Seniors

RULE 1 -

Sec. 1. The Pottawatomie County Fair Board and Extension Executive Board reserve the final and absolute right to interpret these rules and regulations and arbitrarily settle, determine all matters, questions, differences arising from or connected with the Fair. **Sec. 2.** The Extension Board is the policy-making authority for the 4-H Youth Development division of the fair. Fair boards may not establish rules and regulations for participation of 4-H members in the 4-H division at the fair. **Sec. 3.** Any person who violates any of the following rules will forfeit all privileges and premiums and be subject to such penalty as the County Fair Board and Extension Executive Board order. **Sec. 4.** The following rules and regulations apply to each and every department of the Fair, and exhibitors and concessionaires are required to familiarize themselves with all rules.

RULE 2 - Dates and Locations

Sec. 1. The Pottawatomie County Fair will be held at Onaga, Kansas, unless postponed or extended by the management, which it may have the right to do for any cause which it may deem advisable.

RULE 3 - Liability of Exhibitor

Sec. 1. In no case shall the Pottawatomie County Fair be held responsible for any loss, damage, accident, or injury from any cause to people or animals, diseases included, while they or their property are on the fair grounds. **Sec. 2.** If the property owners or others interested in property desire protection, they must make their own arrangements for insurance.

RULE 4 - Exhibitor Space

Sec. 1. The fair officials reserves the right to assign any space, stall, or pen not occupied to exhibitors on opening day of the Fair. **Sec. 2.** All goods must be unpacked upon arrival and empty cases removed, exhibitors bearing all expense of conveying, fixing, and removing their exhibits and the cost of constructing any fixtures, etc. **Sec. 3.** Exhibitor is responsible for keeping exhibits and exhibit space clean. **Sec. 4.** If it be ascertained that any exhibitor has in any inappropriate manner taken exception to the judgment ruling of an awarding committee, judge, or any of the Fair officials, the Board of Directors can expel said competitor so offending from competing or exhibiting on the grounds until he or she has made proper apology and has been reinstated. **Sec. 5.** If it is found that an exhibitor made false statements in regard to any animal or article, or if he or she interferes with the judges in the performance of their duties, he or she shall be excluded from competing.

RULE 5 - Claim for Injury

Sec. 1. No claim for injury of any person or property shall be asserted or suit instituted against the Pottawatomie County Fair Association on or in behalf of any person or firm having license to exhibit on the grounds.

Sec. 2. If any damage, loss, or injury of property shall be caused by reason of neglect or willful act of any person or firm having license privilege to exhibit on the Fairgrounds, the Fair Association shall not be responsible, and in case it be subjected to any expense or liability, all persons causing same shall indemnify the Association. **Sec. 3.** Under Kansas law, there is no liability for any injury to or the death of a participant in domestic animal activities resulting from the inherent risks of domestic animal activities, pursuant to Sections 1 through 4 KSA 60-208. You are assuming the risk of participating in this domestic animal activity.

RULE 6 - Removal of Objectionable Exhibits and Displays

Sec. 1. The Management reserves the right to remove from the grounds any exhibit, animal, concession, or show that may be falsely entered; or may have any sign, banner or advertising manner which may be deemed unsuitable or objectionable.

RULE 7 - Entry and Requirements

Sec. 1. All entries must be filed with the superintendents not later than the date and time specified. The fair officials reserves the right to reject any entries. **Sec. 2.** Exhibits competing for premiums must be the work of the exhibitor and the current year's work. **Sec. 3.** Exhibits will be released closing day of Fair. **Any exhibits removed or if clean up begins before 4 p.m. exhibitor will forfeit premium.** **Sec. 4.** Static entries in every department and class must be in place by 12:00 noon opening day of the Fair. All Livestock must be in place by 9am Thursday of the fair. Foods will be entered and judged the day before. **Sec. 5.** No item can be entered in more than one project area.

General Rules continued

CLOVERBUDS — This program is for youth 5 or 6 years of age. The Cloverbud program is activity-focused. A 4-H Cloverbud member may not participate in any competitive 4-H event. Cloverbuds may showcase their exhibits at fairs and public events. They will receive an evaluation and participation ribbon. Pre-entry is required. Cloverbuds may not have 4-H livestock projects, nor can they participate as a competitive 4-H exhibitor with livestock divisions. Cloverbuds can display one project as a Cloverbud at the Fair.

RULE 8 - Premiums and Awards —

Sec. 1. As the County premium allowance is limited, no premiums will be paid until after auditing by the Fair Board. If premiums allowed exceed the limit, premiums will be pro-rated. **Sec. 2.** The judges will award premiums on articles regularly mentioned in the schedule of premiums. Awards will be made by single-judge system and the decision of the judge will be final. **Sec. 3.** All premiums awarded will be paid in full according to the rules. **Sec. 4.** A ribbon and premiums will be awarded only if the exhibit meets the standard of quality. **Sec. 5.** The Fair board has set limit on the amount of premium to be awarded. Checks are written by family. In open class the limit will be \$75.00 per family.

RULE 9 - Concessions and Privileges —

Sec. 1. The Board of Directors authorizes the letting of only such privileges or concessions as are necessary to supply the wants of the people or that may add to their pleasure, but under no circumstance, will a privilege for a questionable or demoralizing nature be let where the business is conducted in other than a legitimate and trade like manner. **Sec. 2.** All spaces allotted must be decorated at purchaser's expense. Bring tables, chairs, and fans. **Sec. 3.** The Board of Directors will use every precaution to guard against extortion of any form practiced upon the Fair patrons. **Sec. 4.** Any official of the Pottawatomie County Fair Association will have access to the premises of any exhibitor or concessionaire at any time. **Sec. 5.** All booths, tents, or other enclosures must meet with the approval of the management. Posting or advertising outside space allotted will not be permitted, neither will soliciting be allowed outside of the booth or enclosure of any exhibitor. **Sec. 6.** A license fee of \$50 for indoor and outdoor booth spaces. A \$150 fee for food venders will be charged. Begging and public speaking are absolutely forbidden. **Sec. 7.** Commercial booths may set up in the evening. Check out time for Open Class exhibits is last day of fair.

RULE 10 - Open Class Entries —

Sec. 1. Clothing & Textiles, Arts & Crafts, Miscellaneous, Flowers and Horticulture are to be entered from 8:30 a.m. until noon on Thursday. All Open Class Booths are to be in place by noon, Thursday of the Fair.

Sec. 2. Open Class Age Divisions: Adult—14 & up Youth—13 & under

RULE 11 - Youth Class Entries — 4-H Projects are designed to follow the State 4-H Guidelines

Sec. 1. Pre-entries are due in the Extension Office by July 10 for all 4-H and Open Class Livestock exhibits in the Pottawatomie County Fair. Pre-entries for Dogs are due to the Riley County Kennel club Division Superintendent for Agility, Showmanship and Obedience competition. FFA exhibitors must register fair entries with the Extension Office by **July 10.** **Sec. 2.** Age divisions for 4-H entries will be Junior Division - 7-9 years of age; Intermediate Division - 10-13 years of age; Senior Division - age 14 -18. **Sec. 3.** In order to compete in the 4-H division at the county fair, youth must be enrolled in that specific project phase by May 1 of the current year. 4-Hers enrolled after the May 1 deadline can still enter the non-competitive 4-H division to receive a participation ribbon (no premium will be awarded). Or can enter as OPEN CLASS. **Sec. 4.** Entries are limited to those classes for projects and phases in which the 4-H member is enrolled. Only regularly enrolled Vocational Agriculture students (including 12th grade) of departments located in Pottawatomie County or those living in Pottawatomie County will be allowed to exhibit. Final decision will be made by Vo-Ag instructors. FFA exhibits are limited to livestock (including rabbits and poultry), field crops, horticulture, farm machinery display, and participation in the Livestock Judging Contest, Tractor Operator's Contest & Youth Livestock Sale. **Sec. 5.** Conference judging will be offered in all areas. Judging times will be announced in the Fairbook and/or the Pre-Fair letter to all 4-H families. **Sec. 6.** Judges may award as many ribbons of any color as they feel are justified in any class. Judges' decisions are FINAL. **Sec. 7.** All exhibits judged prior to the Fair must be exhibited at the County Fair to receive ribbon or premium awards. **Sec. 8. Sign-up for State Fair** participation /exhibition of eligible entries MUST be made at the County Fairgrounds by **3:00 p.m.** on Sunday, the last day of the Fair. Minimum age for showing at the State Fair is 9, as of January 1.

4-H Judging by Danish System

All exhibits receive a ribbon. Exhibits are judged in comparison with an ideal standard, not to each other. Exhibits are placed in four ribbon groups: **Purple** - outstanding on all standards
Blue - exceeds the minimum standard; may have flaws where improvements can be made **Red** - meets minimum standards; may be visible signs of needed improvements **White** - fails to meet minimum standards

Modified Danish System

Exhibits are compared to a standard, placed in four color ribbon groups, but are ranked top to bottom within each group.

Open Class -Judging by American System

Not all exhibits may receive a ribbon. Exhibits are ranked 1-2-3 with a different colored ribbon for each placing. Exhibits are compared to each other.

4-H & FFA Classes

Purple	\$3.00
Blue.....	\$3.00
Red.....	\$2.00
White.....	\$1.00
4H Champion.....	Large Purple Rosette
4H Reserve Champion.....	Lilac Rosette

Open Class

1st Place Blue.....	\$3.00
2nd Place Red.....	\$2.00
3rd Place White.....	\$1.00
Champion.....	Large Purple Rosette

4-H Visual Arts & Crafts

Arts and Crafts will be displayed in the East Building
Superintendent: Pre-Fair: Nathan Zeit, Fair: Blackjack

1. All items should be displayable (pictures frames for hanging, stands, etc.) and one ribbon place will be deducted if absent.
2. Limited to a total of five entries. Two per class.
3. Art is judged on overall appearance, including neatness, individual creativity, free expression, developmental levels, and the ability to follow directions.
4. Each exhibit is to be labeled (such as a mailing label). Attached in an inconspicuous place containing name of exhibit, class #, exhibitor's name.
5. Champion and Reserve for each age class per category. There will be one entry selected overall from each category for State Fair Representation.
6. Conference Judging. Normally held the Friday before the fair. Watch email for notification.

Fine Arts

Oil, chalk, charcoal, dye, pastel, pencil, ink, acrylic, watercolor, etc

40101: Jr. Fine Arts

40102: Int. Fine Arts

40103: Sr. Fine Arts

Clay and Ceramics

Any original item made of clay; may be fired or unfired

40105: Jr. Clays and Ceramics

40106: Int. Clays and Ceramics

40107: Sr. Clays and Ceramics

Leather and Jewelry

Any leather piece or any jewelry piece made from any medium

40108:Leather and Jewelry

Three Dimensional

Must be observable on at least 3 Sides. Free standing or hung.
Craft and pre-formed or assembled projects not allowed.

40109: Jr. Three Dimensional

40110: Int. Three Dimensional

40111: Sr. Three Dimensional

General Crafts

Miscellaneous pieces that do not fit in another category

40112: Jr. General Crafts

40113: Int. General Crafts

40114: Sr. General Crafts

Building Creations (Legos, K'nex, etc.)

1. Open to Legos, K'Nex, or other similar building material
2. Maximum 2 entries
3. This is NOT a State fair eligible category. See "Architectural Block Construction" for State Fair eligible exhibits involving legos, Page 24.

Building Creations

40115: Jr. Building Creation

40116: Int. Building Creation

40117: Sr. Building Creation

*Lego size should be that which can be displayed in the dimensions of the display case

3-D Construction

40118: Jr. 3-D Construction

40119: Int. 3-D Construction

40120: Sr. 3-D Construction

(*diorama, is a re-creation of a natural scenic setting which shows a specific moment in time.)

4-H Fiber Arts

All 4-H Exhibits will be displayed in the East Building

Superintendent:

1. No exhibitor may make more than **five** entries.
2. Articles which are normally worn as a pair are exhibited, and must be shown together. Fasten articles together securely with yarn.
3. Special consideration will be given to articles which are of original design. Such articles should have a note attached explaining the original design.
4. Clothing labels must be attached. See Clothing Rule #2.
5. Judging will be prior to the Fair. Check Fair Calendar for date, time and place.
6. All exhibits which need to be hung **MUST** have the appropriate hanger, rod, wire or other attachment in order to be properly displayed. For quilted items indicate who did the quilting and binding.
7. Conference Judging

40320: Crochet Article

40321: Needle Arts (Decorative Stitch) Embroidery/cross stitch, Needlepoint, Candle wicking, Crewel, Lacework, Applique

40322: Knitting -(Knitted by hand/or Machine Knitted)

40323: Patchwork & Quilting

40324: Rug making

40325: Spinning - (one skein of yarn mini.10 yds. in length)

40326: Weaving

40327: Ethnic Arts

40328: Macramé

40329: Fabric/Fibers

40330: Educational Notebook – Should include a narrative describing the fiber art, samples of techniques, how-to etc.

YOUTH RECYCLING CHALLENGE (Ages 5-18)

Superintendent: Michele Jacobs
Jr. Superintendent: Sara Jacobs
 11701: Most creative entry made using at least one recycled item.
 11702: Most useful entry made using at least one recycled item
 11703: Article made from all recycle items

OPEN CLASS ARTS & CRAFTS

Superintendent: Michele Jacobs
Jr. Superintendent: Sara Jacobs
 1. Exhibitor may enter any 1 item in only 1 project area and may be considered for only 1 champion.
 2. Non-conference judging.

ARTS

Acrylic
 00100: Adult 10100: Youth
Drawing: (Charcoal, paste, ink, pencil)
 00101: Adult 10101: Youth
Mixed Medium
 00102: Adult 10102: Youth
Oil
 00103: Adult 10103: Youth
Other
 00104: Adult 10104: Youth
Painting (no canvas)
 00105: Adult 10105: Youth
Watercolor--
 00106: Adult 10106: Youth

CRAFTS

Animals (stuffed)
 00110: Adult 10110: Youth
Baskets
 00111: Adult 10111: Youth
Ceramics
 00112: Adult 10112: Youth
Ceramics (hand molded)
 00113: Adult 10113: Youth
Clocks
 00114: Adult 10114: Youth
Dolls
 00115: Adult 10115: Youth
Dolls (costume embellishments)
 00116: Adult 10116: Youth
Fabric (embellishments)
 00117: Adult 10117: Youth
Flowers (artificial)
 00118: Adult 10118: Youth
Holiday Art
 00119: Adult 10119: Youth
Leather Craft
 00120: Adult 10120: Youth
Lego Creations
 00121: Adult 10121: Youth
Metal works
 00122: Adult 10122: Youth
Other
 00123: Adult 10123: Youth
Wall Decorations
 00124: Adult 10124: Youth
Writing
 00125: Adult 10125: Youth

Nursing Home Exhibits

This category is open to residents from nursing homes in Pottawatomie County. These exhibits will be displayed together. Awards will consist of ribbons.

Boy Scout
 # 00135

Girl Scout
 # 00140

Banners

Superintendent: Cathy Wilber

1. Banners are a two-dimensional display, depicting one idea. The theme guidelines are the same as for booths
2. Dimensions are to be between 12' and 16' squared with no side less than 3' feet.
3. Banner title letters should be 2" in height and must be hung on a wooden dowel along the top edge. A 6" piece of wire or chain should be fastened to each end of the dowel with an "S" hook attached to the other end of the wire or chain.
4. Banners should be made of non flammable materials that permit the banner to be folded or rolled without damaging the display. No objects may be attached to the front.
5. A label is to be attached to the front lower left corner of the banner with the name of the club, county, and year. Waterproof ink is recommended.
6. Non-conference judging

40155: 4-H Banner

00155: Open Class Banner

Champion-\$10.00
 1st place - \$7.50;
 2nd place - \$5.00
 3rd Place - \$3.00

(No Banner Exhibits at State Fair)

Booth

Superintendent: Cathy Wilber

Display Dimensions 6'x6'

Each display should illustrate a phase of 4-H work which is being practiced by the club.

1. No Booth Exhibits at State Fair
2. Non-Conference Judging

40150: 4-H Club

00150: Open Class

Champion \$10.00
 1st place - \$7.50
 2nd place - \$5.00
 3rd Place - \$3.00

Clothing/Textiles

4-H Clothing

Superintendent at Fair:

1. Cloth clothing labels must be in each article. Exhibitors can make their own label on a piece of cloth with a permanent or laundry type marker. Labels should be about 3"x 2.5" in size and include exhibitor name, class number, county or district. Sew labels on inside of garment (back of neck, center of waistband, left end of apron band, or corner of article). Label each piece. Place entry form on front left shoulder seam of garments, or left side of waistband, as if you were wearing the garment, or lower left corner of flat articles.
2. Special Handling: Place garments on hangers with hook toward right shoulder. Attach skirts to hanger with large safety pin. If garment must be protected, place it in a clear plastic bag.
3. Pre-cut kits are acceptable for all clothing phases. All articles & garments must be finished.
4. No exhibitor may make more than five (5) entries.
5. State Fair allows one clothing entry and one education exhibit per exhibitor. Educational display for State Fair must be no more than 12" high x 12" deep x 18" long.
6. Digitizing: all entries must abide by current copyright laws.
7. Conference Judging

40201: * Junior Division

constructed article, garment or outfit

Champion

40202: Junior Educational Exhibit

40203: *Intermediate Division

constructed article, garment or outfit

Champion

40204: Int. Educational Exhibit

40205: * Senior Division

constructed article, garment or outfit

Champion

40206: Sr. Educational Exhibit

(*An article includes such things as hand weaving, hand-sewn projects, sewing box, pillows, toys, etc. not including quilts)

40207: Jr. Clothing Recycling

40208: Int. Clothing Recycling

40209: Sr. Clothing Recycling

4-H Fashion Revue

Superintendent:

Pre Fair—**Kristie King and Kellen Liebsch**

Fair Style Show- **Lucky 'Leven**

1. A 4-Her may model only in the phase in which they are enrolled
2. Only 1 outfit may be modeled in Shopping in Style division and 2 may be modeled in Construction by each 4-H'er.
3. State Fair competition is open to age 10 and over in Intermediate and Senior Divisions.
4. Participants are requested to model only what can be worn. Garment should not be carried. For the Shopping in Style garment, majority of outfit must be purchased (not borrowed).
5. Fashion Revue Script submission is required. Document found on the Pott. Ext website.
6. Shopping in Style entries are displayed at the County Fair.
7. 3x5" picture of the 4-Her Modeling is required.
8. No Accessories exhibited.
9. Senior Division – Bring cost per wear sheet (filled-out).
10. Conference Judging

4-H Fashion Revue Constructed Garment

40310: Junior Division

40311: Intermediate Division

40312: Senior Division

Shopping in Style Garment

40313: Junior Division

40314: Intermediate Division

40315: Senior Division

Shopping in Style Notebook

Pertaining to Shopping in Style project

40307: Junior Division

40308: Intermediate Division

40309: Senior Division

Open Class Clothing/Textiles

Items made by more than one person will be judged as a group

Superintendent:

Rebecca Snively and Susan Hartwich
Miscellaneous entries or splits in classes will be determined by the superintendent.
(One exhibit per class/per person)

14 & Up: Adult

13 & Under: Youth

Embroidery

All classes include thread and yarn.

Hand Embroidery

00200: Adult 10200: Youth Class

Counted Cross Stitch on Aida Cloth

00201: Adult 10201: Youth Class

Counted Cross Stitch on Plastic

00202: Adult 10202: Youth Class

Cross Stitch Preprinted Fabric

00203: Adult 10203: Youth Class

Crewel Embroidery

00204: Adult 10204: Youth Class

Freehand Machine Embroidery

00205: Adult 10205: Youth Class

Computerized Machine Embroidery

00206: Adult 10206: Youth Class

Needlepoint

00207: Adult 10207: Youth Class

CHAMPION (each age division)

Lace

Bobbin Tatting

00216: Adult 10216: Youth Class

Bobbin Lace

00217: Adult 10217: Youth Class

Needle Tatting

00218: Adult 10218: Youth Class

Misc Lace Technique

00219: Adult 10219: Youth Class

CHAMPION (each age division)

Rugs

Braided

00370: Adult 10370: Youth Class

Crocheted

00371: Adult 10371: Youth Class

Hooked, latched or punched

00372: Adult 10372: Youth Class

Knitted

00373: Adult 10373: Youth Class

Woven: hand or loom

00374: Adult 10374: Youth Class

CHAMPION (each age division)

Weaving

Hand or needle woven

00291...Adult 10291...Youth Class

Loom woven

00292...Adult 10292...Youth Class

CHAMPION (each age division)

Spinning

Drop Spindle

00294...Adult 10294...Youth Class

Wheel Spindle

00295...Adult 10295...Youth Class

CHAMPION (each age division)

Quilting

One entry per class per person

Must be a sandwich of 3 layers

Judged on technique rather than size.

Quilts made or contributed by more than 1 person will be judged as a group.

Hand Quilted Quilt

(Any Size)

(classes split, hand quilt, big stitch or tied)

Turned Edge Applique

00221: Adult 10221: Youth Class

Raw Edge Applique

00222: Adult 10222: Youth Class

Fusible Web Applique

00223: Adult 10223: Youth Class

Hand Embroidered

00224: Adult 10224: Youth Class

Machine Embroidered

00225: Adult 10225: Youth Class

Computer Embroidered

00226: Adult 10226: Youth Class

Hand Pieced

00227: Adult 10227: Youth Class

Machine Pieced

00228: Adult 10228: Youth Class

Paper Pieced

00229: Adult 10229: Youth Class

Whole Cloth

00230: Adult 10230: Youth Class

Multi Method

00231: Adult 10231: Youth Class

Quilt As You Go

00232: Adult 10232: Youth Class

Panel Quilting

00233: Adult 10233: Youth Class

CHAMPION (each age division)

Sewing Machine Quilted

(Any Size)

Turned Edge Applique

00235: Adult 10235: Youth Class

Raw Edge Applique

00236: Adult 10236: Youth Class

Fusible Web Applique

00237: Adult 10237: Youth Class

Hand Embroidered

00238: Adult 10238: Youth Class

Machine Embroidered

00239: Adult 10239: Youth Class

Computer Embroidered

00240: Adult 10240: Youth Class

Hand Pieced

00241: Adult 10241: Youth Class

Machine Pieced

00242: Adult 10242: Youth Class

Paper Pieced

00243: Adult 10243: Youth Class

Whole Cloth

00244: Adult 10244: Youth Class

Multi Method

00245: Adult 10245: Youth Class

Quilt As You Go

00246: Adult 10246: Youth Class

Panel Quilting

00247: Adult 10247: Youth Class

CHAMPION (each age division)

Long Arm Quilted Quilt

(Any size)

Turned Edge Applique

00249: Adult 10249: Youth Class

Raw Edge Applique

00250: Adult 10250: Youth Class

Fusible Web Applique

00251: Adult 10251: Youth Class

Hand Embroidered

00252: Adult 10252: Youth Class

Machine Embroidered

00253: Adult 10253: Youth Class

Computer Embroidered

00254: Adult 10254: Youth Class

Hand Pieced

00255: Adult 10255: Youth Class

Machine Pieced

00256: Adult 10256: Youth Class

Paper Pieced

00257: Adult 10257: Youth Class

Whole Cloth

00258: Adult 10258: Youth Class

Multi Method

00259: Adult 10259: Youth Class

Quilt As You Go

00260: Adult 10260: Youth Class

Panel Quilting

00261: Adult 10261: Youth Class

CHAMPION (each age division)**Tied Quilt**

(Any size)

Turned Edge Applique

00263: Adult 10263: Youth Class

Raw Edge Applique

00264: Adult 10264: Youth Class

Fusible Web Applique

00265: Adult 10265: Youth Class

Hand Embroidered

00266: Adult 10266: Youth Class

Machine Embroidered

00267: Adult 10267: Youth Class

Computer Embroidered

00268: Adult 10268: Youth Class

Hand Pieced

00269: Adult 10269: Youth Class

Machine Pieced

00270: Adult 10270: Youth Class

Paper Pieced

00271: Adult 10271: Youth Class

Whole Cloth

00272: Adult 10272: Youth Class

Multi Method

00273: Adult 10273: Youth Class

Quilt As You Go

00274: Adult 10274: Youth Class

Panel Quilting

00275: Adult 10275: Youth Class

CHAMPION (each age division)**Quilted Wall Hanging**

(Need sleeve or hanger)

Turned Edge Applique

00276: Adult 10276: Youth Class

Raw Edge Applique

00277: Adult 10277: Youth Class

Fusible Web Applique

00278: Adult 10278: Youth Class

Hand Embroidered

00279: Adult 10279: Youth Class

Machine Embroidered

00280: Adult 10280: Youth Class

Computer Embroidered

00281: Adult 10281: Youth Class

Hand Pieced--

00282: Adult 10282: Youth Class

Machine Pieced

00283: Adult 10283: Youth Class

Paper Pieced

00284: Adult 10284: Youth Class

Whole Cloth

00285: Adult 10285: Youth Class

Multi Method

00286: Adult 10286: Youth Class

Quilt As You Go

00287: Adult 10287: Youth Class

Panel Quilting

00288: Adult 10288: Youth Class

CHAMPION (each age division)**Quilting Other Textile Techniques**

(Table toppers, bags, pillows etc.)

Turned Edge Applique

00300: Adult 10300: Youth Class

Raw Edge Applique

00301: Adult 10301: Youth Class

Fusible Web Applique

00302: Adult 10302: Youth Class

Hand Embroidered

00303: Adult 10303: Youth Class

Machine Embroidered

00304: Adult 10304: Youth Class

Computer Embroidered

00305: Adult 10305: Youth Class

Hand pieced--

00306: Adult 10306: Youth Class

Machine pieced --

00307: Adult 10307: Youth Class

Paper Pieced

00308: Adult 10308: Youth Class

Whole Cloth

00309: Adult 10309: Youth Class

Multi Method

00310: Adult 10310: Youth Class

Quilt As You Can

00311: Adult 10311: Youth Class

Tied Item

00312: Adult 10312: Youth Class

Panel Quilting

00313: Adult 10313: Youth Class

CHAMPION (each age division)**Open Class Crochet****Superintendent: Susan Hartwich**

All classes include traditional stitches, broomstick, and hairpin lace.

3-D Stuffed Item

00320: Adult 10320: Youth Class

Afghan

00321: Adult 10321: Youth Class

Blanket (any size)

00322: Adult 10322: Youth Class

Baby Blanket

00323: Adult 10323: Youth Class

Baby Article or Set

00324: Adult 10324: Youth Class

Edging and Laces --

(handkerchief, edged collars)

00325: Adult 10325: Youth Class

Garment (sweaters, ponchos, shawls, etc)

00326: Adult 10326: Youth Class

Small Article

(mittens, scarves, headgear)

00327: Adult 10327: Youth Class

Small Thread Article - doilies

00328: Adult 10328: Youth Class

Other --

00329: Adult 10329: Youth Class

CHAMPION (each age division)**Open-Class Knitting****Superintendent: Susan Hartwich**

(classes split hand knitted versus machine)

Blanket (any size)

00347: Adult 10347: Youth Class

3-D Stuffed Item

00348: Adult 10348: Youth Class

Afghan

00349: Adult 10349: Youth Class

Baby Article or set

00350: Adult 10350: Youth Class

Baby Blanket

00351: Adult 10351: Youth Class

Edging and Laces

(handkerchief, edged collars)

00352: Adult 10352: Youth Class

Garment

includes (sweaters, ponchos, shawls)

00353: Adult 10353: Youth Class

Small Article

(mittens, scarves, headgear)

00354: Adult 10354: Youth Class

Small Thread Article - doilies

00355: Adult 10355: Youth Class

Other

00356: Adult 10356: Youth Class

CHAMPION (each age division)**Textile Construction****Adult Garments**

00360: Adult 10360: Youth Class

Children Garments

00361: Adult 10361: Youth Class

Others

00362: Adult 10362: Youth Class

CHAMPION (each age division)**Barn Quilt****Superintendent: Rebecca Snaveley**

Entries due by noon on Thursday

Judging at 4:30 p.m. on Thursday

(SIZE 2'x2' Not on Point)

Traditional Block

00370: Adult 10370: Youth Class

Original Design

00371: Adult 10371: Youth Class

4-H**Demonstrations/
Public
Presentations****Occurs During Pre-Fair****Superintendent: Erin Tynon****Jr. Superintendent: Liberty Sharpe**Illustrated Talks / Demonstration
Public Speaking / Project Talks

1. Presentations should be of sufficient length to cover the topic adequately, 5 minutes minimum and 15 minutes maximum.
2. If you are using electronic visuals please have a copy of your slides inside a folder.
3. **This may be team or individual.**
4. Demonstrations/Illustrated Talks given at the county fair can be used for Achievement Award applications as taking part in a county event that is not already listed. This can also be done at State Fair

41360: 4-H'ers all ages

4-H Energy Management

Superintendent:

1. Each exhibitor may enter 3 articles in this division, only one article per class.
2. Articles may have been used, but if so, must be cleaned before exhibiting.
3. A sheet of operating instructions must be furnished for any exhibit not self-explanatory.
4. Exhibit should be able to be operated. If battery power is required, batteries must be furnished.
5. Any project with a complexity of size or electronics must have (A) instructions for assembly and use, and (B) equipment available at the time of judging for actual testing of the exhibit.
6. Gasoline engines **cannot** be exhibited in this division.
7. No hand-dipped solder used on exhibits.
8. Conference Judging

40401: AC Electric Projects

Electric projects with a 110 or 120 V alternating current (AC) power source. Some project examples are household wiring demonstrations, small appliances extension cords, trouble lights, indoor or outdoor wiring boards, or shop lights. Projects may be a restoration or original construction. The project must be operational and meet minimum safety standards. AC projects must be 110/120V, no 240 V exhibits are allowed, and must be constructed so that judges have wiring access to examine the quality and safety of workmanship.

40402: DC Electric Projects

Electronic projects with a battery or direct current power source. This class includes electric kits or original projects. This class also includes demonstration DC Powered projects. Examples include; wiring two or three way switches, difference between series/parallel lighting circuits or wiring doorbells switches. All DC electric projects must work with batteries supplied by 4-H'er. Projects must be constructed so that the judges have access to quality of wiring workmanship.

40403: Electronic Projects

Electronic projects with a battery or direct current power source. This class includes electronic kits or original projects. Ex: include radios, telephones, toy robots, light meters, security systems, etc. May be constructed using printed circuit board, wire wrap, or breadboard techniques. Include instruction/assembly manual if from kit. Include plans if an original. Projects must be constructed so judges have access to quality of wiring workmanship

40404: Educational Displays

This class includes any educational displays, exhibits or science fair projects which **DO NOT** have a power source. Educational displays and exhibits must be legible from a distance of four feet.

Small Engine Repair

Include a description of what was repaired and the cost. No gasoline in engines.

40416: Display – selecting one of the following: 1) display identifying or showing the function of the different engine/lawn and garden equipment parts; or 2) a display identifying and explaining the functions of different special tools needed for small engine work; 3) display illustrating and providing the results of any one experiment that is included in the project book. No complete engines, lawn tractors, tillers, chainsaws are permitted for display.

40417: Maintenance – Exhibit a display that illustrates either 1) Routine maintenance procedures 2) Diagnosing, troubleshooting specific problems in an engine. No complete engine, lawn tractors, tillers, chainsaws, etc. are permitted.

40418: Operation – Exhibit an operable small engine (no more than 20 HP) overhauled/rebuilt by the member. Include maintenance schedule for the engine and a brief description of steps taken overhauling or rebuilding the engine. Maximum tri-fold size is 3'x4'. Engine should contain **no** fuel.

40420: Educational Display -Create an exhibit that addresses a focused topic related to a renewable energy source.

40421: Experiment -Display an experiment addressing a problem or question related to a renewable energy source. Include hypothesis, background research, variables, control, data, findings, conclusions and recommendations for future study.

Entomology

Superintendent: Bryant

1. 4-H member may exhibit in Entomology Collection, Notebook, and/or Educational Display categories.
2. The Notebook category also has an Introductory class at the State Fair as long as 4-H'er meets age and County Fair ribbon placing requirements. Introductory Entomology Collection Class exhibit is encouraged for first year members only, but may not be exhibited at the State Fair.
3. Resources for exhibiting are found on the KS 4-H Entomology Project Page.
4. Conference Judging at Pre-Fair

Collection Classes

1. All entries should be submitted in an 18 x 24 x 3.5 inch wooden display box with a clear plastic top. Boxes can be handmade or purchased as long as they are of the correct size.
2. One of two taxonomies may be chosen. Option A: As printed in "Insects in Kansas" Book or Option B: As printed in the "Insects in Kansas Book: 2016 Revised Taxonomy" which follows www.bugguide.net
3. Each exhibitor is required to identify each box with two identification labels bearing exhibitor's name, county, class and which taxonomy option is used. One label goes in the upper left corner of the box (inside) and the other on the lower right corner of the box (outside). Arrange specimens in the

- box so it can be displayed lengthwise.
4. The number of orders, specimens (families where required) must be included on both of the exhibitor's box identification label. Only one adult insect per species can be used in the collection boxes/notebook classes, unless labeled as male or female and correctly identified.
5. Arrange specimens in groups or rows parallel to the short sides of the box by order then family where required.
6. 2 labels should be centered on the pin beneath each specimen. First (closest to specimen) is the common name label; second label should include date/locality including full county name, state abbreviation and collector name. Collector's name (or host) on the date/locality label is optional.
7. The specimens should be collected by the exhibitor and should focus on Kansas insects. Insects may be collected from one county into bordering states and labeled accordingly. Refer to "Entomology Collection Exhibit Resource" for full details on out-of-state insects collections.
8. Only Specimens of the class Insecta should be included.
9. Purchased insects are **not** to be exhibited in collections, but they may be used in educational displays.
10. Specimens of soft bodied insects such as aphids, lice, termites, etc. should be exhibited in alcohol filled vials (limited to only specimens that lose shape when pinned).

Educational Display Classes

1. Exhibit any activity or learning experience related to the field of entomology or the teaming with Insects curriculum that does not fit into Entomology Collection or notebook.
2. Follow copyright laws (General Rules)
3. The exhibit may be, but isn't limited to, original works, digital presentations (must provide printed hardcopy), programs, websites, games, apps, display box, notebook, display or poster which you have made.
4. Wooden display box: must be 18" x24"x3.5" with a clear plastic top, and displayed horizontally. If the exhibit is a poster, it must not be larger than 22"x28". If the exhibit is a display, maximum size is not to exceed a standard commercial 3'x4' tri-fold display board.
5. Name and county must clearly be marked on educational exhibits.

Notebook Classes

1. Individual entries are to be in a three-ring notebook.
2. One of two taxonomies may be chosen. Option A: As printed in "Insects in Kansas" Book or Option B: As printed in the "Insects in Kansas Book: 2016 Revised Taxonomy" which follows www.bugguide.net
3. 4-H'ers who have been previously or are currently enrolled in the other phases of the Entomology project

need to start with the Beginning Phase of Entomology Notebooks, not the Introductory phase.

4. Each exhibitor is required to identify the notebook by placing a Title Page in the front of the notebook bearing the exhibitors name, county, and class 4-Her is enrolled in and which taxonomy option is used. The number of orders, specimens and families (required in Int/Advanced classes) must also be included on the Title page.
5. Specimen pages must be grouped by order and include one page per species. If more than one insect is in the photo, an arrow to indicate identified insect should be used.
6. Date, common name, full county and state abbreviation should be included for each species. Collector's name on the specimen page is optional.
7. Specimen pages have 2 different views of the insect if possible. If pictures taken on different dates/localities, include information for both.
8. A statement describing the habitat where found/host plant is encouraged and will be worth a bonus 10 points total, not per page. For Int/Advanced notebooks, this is strongly encouraged.
9. A divider page is to be placed in front of each order with the order name printed on the tab for the page as well on the front of the divider page.
10. For the Int/Advanced classes, insects are also to be grouped by family behind each order divider.
11. If the exhibitor has previously been in the same class, a separate sheet needs to be added just behind the Title Page in the front of the notebook stating how many years they have been in this class and what they did this year to improve the notebook.
12. A special project must be completed each year and included in the back of the notebook. See project guideline materials for specifications.
13. Refer to the publication "Entomology Collection Notebook Guidelines" on the Kansas 4-H Entomology webpage for more detailed rules for exhibiting.

40700: Introductory Entomology

Collection – This class is designed for young 4-Hers that are just getting started making an insect collection. It does not have a class at the Kansas State Fair. Display in one or two shoeboxes, pencil boxes, plastic storage boxes or 1 standard display box a min. of 15 and a max. of 30 species representing at least 6 orders. The boxes should be covered with a piece of plastic wrap, plexiglass or other protective covering taped across the top of the box or covering the box. Members may exhibit in this class for a maximum of 2 years once they become a 4-H member.

40701: Introductory Entomology

Notebook – Display a min. of 10 and max. of 30 species representing at least 6 orders. A 4-H member may exhibit in this class for a maximum of 2 years once they become a 4-H member.

40702: Beginning I Entomology

Collection — Display in one standard box a min. of 50 and max. of 125 species representing at least 7 orders. Members can exhibit in this class a max. of 3 years, or until they receive a purple ribbon at the KS State Fair, whichever comes first.

40703: Beginning II Entomology

Collection—Display in one standard box a min. of 75 and max. of 150 species representing at least 9 orders. Members can exhibit in this class a max. of 3 years, or until they receive a purple ribbon at the KS State Fair, whichever comes first.

40704: Beginning Educational Exhibit

Class for individuals that are exhibiting in the Beginning I and II Collection or Beginning Notebook Classes. If only exhibiting in this category, then ages 9-12.

40706: Beginning Entomology Notebook

Display a min. of 20 and a max. of 60 insect species representing at least 7 different orders. Members can exhibit in this class a max. of 3 years or until they receive a purple ribbon at the KS State Fair, whichever comes first.

40707: Intermediate Entomology

Collection Display a min. of 100 and a max. of 300 species representing at least 10 orders. 2 standard boxes can be used. In addition, family identification is required for all insects in any 2 of the six orders based on the taxonomy option chosen. Option A: Orthoptera, Hemiptera, Homoptera, Coleoptera, Hymenoptera and/or Diptera or Option B: Odonata, Orthoptera, Hemiptera, Coleoptera, Hymenoptera and/or Diptera. On a piece of paper, list what you did to improve your collection during the current year. Members can exhibit in this class a max. of 3 years or until they receive a purple ribbon at the Kansas State Fair, whichever comes first.

40708: Intermediate Entomology

Notebook Display a min. of 60 and a max. of 100 species representing at least 9 orders. In addition, family identification is required for all insects in any 2 of the 6 orders listed in the Intermediate Collection Class. Members can exhibit in this class a max. of 3 years or until they receive a purple ribbon at the Kansas State Fair, whichever comes first.

40709: Intermediate Educational Exhibit Class for individuals that are exhibiting in the Intermediate Collection or Intermediate Notebook Classes. If only exhibiting in this category, then ages 11-14.

40710: Advanced Entomology

Collection Display a min. of 150 and a max. of 450 species representing at least 12 orders. 3 standard boxes can be used. Family identification is required for all insects belonging to the 6 orders as outlined under the Intermediate Collection Class. Only families in the above 6 orders will be counted for judging. Family identification of insects in the remaining orders is optional, but desirable as long as accuracy is maintained. On a piece of paper, list what you did to improve your collection during the current year. Members may continue to exhibit in this class for an unrestricted number of

years as long as they remain eligible for 4-H membership.

40711: Advanced Educational Exhibit Class for individuals that are exhibiting in the Advanced Collection or Advanced Notebook Classes. If only exhibiting in this category, then ages 13 or older.

40712: Advanced Entomology Notebook

Display a min. of 100 and a max. of 200 species representing at least 12 orders. Family identification is required for all insects belonging to the 6 orders as outlined under the Intermediate Collection Class. Only families in the above 6 orders will be counted for judging. Family identification of insects in the remaining orders is optional, but desirable as long as accuracy is maintained. Members may continue to exhibit in this class for an unrestricted number of years as long as they remain eligible for 4-H membership.

Family Studies

Superintendent: Cathy Wilber

Jr. Superintendent: Isabella Wilber

1. Information sheets should be on a half sheet of 8.5" X 11" paper placed with the entry tag. Information sheet may be in a plastic bag. I
2. Include the following on the information sheet: (1) Where did I get the idea for this exhibit? (2) What decisions were made to make sure this exhibit is safe for a child to use? (3) Tell two characteristics of a child of this age that help in the appropriateness of the exhibit for age of the child? (4) How does this exhibit attract a child's attention, what can they learn from this exhibit. (5) Refer to general rules: educational exhibit guidelines.

3. Conference Judging

40610 Toy, game, or activity made for baby (birth - 19 months)

40611 Toy, game, or activity made for toddler (18 months - 3 years)

40612 Toy, game or activity made for preschooler (3-5 years)

40613 Toy, game or activity made for grade school (6-9 years)

40614 Activity with a younger child poster or scrapbook- showing 4-Her working with a child age 0-8 years. May show a specific activity such as making something with the child, or other child care and interactions as the 4-Her chooses. May include photos, captions, story, or essay.

40620 Babysitting Kit

40621 Family Involvement Entry – Exhibit should show an activity that the family did together. It might include something made such as a doll house or feed bunk. A family reunion, a celebration of a family milestone, a trip or vacation, community service project, etc. Photographs are encouraged..

40630 Family History Scrapbook

40631 Educational exhibit

CHAMPION

Foods

COUNTY COMMISSIONER COOKIE JAR

1. Anyone enrolled in a 4-H food project may enter this division at the fair.
2. Size of glass jar is one gallon.
3. Decoration of jar counts 25%.
4. Jar must be completely full with at least **5** different kinds of cookies made from scratch and individually wrapped. Bring one sample of each cookie identified on a plate so judge will not need to open the jar.
5. These will be judged at Foods Judging
6. The winning cookie jar will be presented to the Pottawatomie County Commissioners at their next meeting.

40843: 4-H member

40844: 4-H Club

00844: Open Class

Food Gift Package

1. No alcoholic beverages will be accepted.
 2. It must contain at least 3 different food items, prepared for human consumption, by the 4-H'er, in a suitable container no larger than 18"x18"x18".
 3. Prepared food items must have recipes attached with the entry. Additional homemade food items beyond the 3 minimum, or purchased items may also be included in the gift basket.
 4. On the back of the entry card, answer these questions: a) what is the intended use; b) what food safety precautions were taken during and after preparation?
 5. This entry will count as a non-perishable food product, not as an educational exhibit.
 6. Conference Judging
- 40813:** Junior Division
40814: Intermediate Division
40815: Senior Division

FOODS AND NUTRITION

Superintendent: Erin Tynon

1. Complete recipes are required for all food product exhibits. If no recipe is attached, ribbon will be dropped one placing.
2. Entire product must be entered and uncut. Cookies and rolls (3) must be the same shape and recipe. Cakes may be from scratch or a commercial mix. All unfrosted cake shall be exhibited in upright position with top crust showing, except for those cakes made with special designs, such as Bundt cakes. These should be top crust down. No special decorated event cakes will be exhibited.
3. Fruit pies are the only type of pie.
4. Products using whole grain flours, fruits, nuts, etc. are encouraged. For food safety purposes, any food with custard and dairy-based fillings and frostings (ex. Cream cheese) raw

eggs, flavored oils, "canned" bread or cakes in a jar, cut fresh fruit or any food requiring refrigeration (ex. Bacon) or unbaked exhibit with raw flour (ex. No bake cookies) will be disqualified and not judged. Refer to K-State Research and Extension publication, 4 -H888, Judge's Guide for Food and Nutrition Exhibits, for information to help you make informed, safe food exhibit decisions.

5. Alcohol (ex. Wine, beer and hard liquor) is not allowed as an ingredient in food entries. Entries with alcohol in the recipe will be disqualified and not judged.
6. Baked products that can be removed from the pan should be placed on a plate, covered cardboard or disposable container of appropriate size for the exhibit.
7. All exhibits should be identified with label/class number/product/name/county on bottom of plate or cardboard.
8. Exhibits should be in food grade plastic bags, disposable plastic containers or boxes of appropriate size for the exhibit. **DO NOT WRAP IN PLASTIC WRAP.**
9. For food safety purposes, any entries with frostings and fillings must calculate the amount of sugar in the frosting/filling recipe only. Calculation must be attached to entry, or the placing will be lowered one ribbon when judged. Frosting and fillings need to contain more than 65% sugar for safety. Examples on how to calculate this percentage are included in the publication located at: <https://bookstore.ksre.edu/pubs/MF3544.pdf>

4-H FOODS/NUTRITION

1. No exhibitor may **make more than 3 entries** (including whole grain, food product, food gift package, educational exhibit)
2. **The Whole Grain food category.** A product must contain at least 51% of the total ingredients (by volume) of grain products; and of those ingredients at least 51% should be whole grains. Examples of whole grains include: whole wheat, whole corn meal, oatmeal (quick or regular), buckwheat, bulgur, and many others. The % of whole grain ingredients must be listed on the recipe card. It is strongly recommended to have a nutritional analysis of the recipe for the judge to review.
3. A **Grand Champion** in Junior, Intermediate and Senior levels will be chosen by the judges.
4. After exhibits have been judged, a sample of the entry will be displayed for the public. The remainder of the exhibits will be offered for sale, with the proceeds going to the local food pantries.
5. A **modified non-perishable food product** is a product that has been

modified from original recipe to nutritionally enhance the food product. An 8½ x 11" page (front and back) with the original recipe and modifications made and a narrative to describe why modifications were made and lessons learned such as: nutritive value, changes in appearance, doneness, aroma, flavor, tenderness or texture.

6. **Educational Exhibits:** If a poster, it must not be larger than 22" x 28". May be notebooks or other displays. State Fair allows a total space of no more than 12" high by 12" deep and 18" long. Exhibits must be in the form of a poster, notebook or display. NOTE: A collection of your favorite recipes in a recipe box does not constitute an educational exhibit. State Fair allows each exhibitor one baked product **and** one educational display.
 7. Conference Judging
- 40801: Junior Division** - food product
40802: Junior Division - whole grain food product
40803: Junior Division - modified non-perishable food product
40804: Junior Division - educational exhibit
40805: Intermediate Division - food product
40806: Intermediate Division - whole grain food product
40807: Intermediate Division - modified non-perishable food product
40808: Intermediate Division - educational exhibit
40809: Senior Division - food product
40810: Senior Division - whole grain food product
40811: Senior Division - modified non-perishable food product
40812: Senior Division - educational exhibit

Table Setting

Superintendent : Jody & Mark Havice
 Jr. Supt: Haylee and Kinsey Havice

1. Judging will be held in conjunction with the pre-fair judging day.
2. Members enrolled in Foods and Nutrition may exhibit. Exhibitor is limited to one exhibit. This is in addition to the 3 entries allowed in Foods and Nutrition.
3. All supplies must be furnished and kept in order by the exhibitor. Bring your own card table. No food should be used.
4. There is no State Fair contest.
5. All exhibitors must sign-up that day to be conference judged. There will be five minute time slots.
6. Exhibitors must set up their table between 8:30a.m.-10a.m. Exhibitors may take down their place setting after the judge has completed judging **all** table setting exhibits.
7. Exhibitors must bring their place setting (Only 1 plate, no stacking of table service to be exhibited at the fair.) (East Building display cases - no card table). This is required to receive

- your ribbon and premium. Exhibitors should enter their exhibit from 2-4 p.m., Wed., during foods judging.
- Junior, intermediate and senior champions will be awarded.
 - Entries with alcohol in the recipe or on the menu will be **not** be judged.
 - Each place setting should have:
 - One sheet (8.5 x 11"), explaining the meal theme/occasion and list menu to be served.
 - Arrange one complete individual place setting which may include linen, dishes, silver and centerpiece for one course as indicated on menu sheet.

11. Conference Judging

40820: Junior Division

40821: Intermediate Division –

(Tell how menu meets current My Plate)

40822: Senior Division –

(Tell how menu meets current My Plate)

Seniors also include meal preparation, order, timeline and serving steps.

Open-Class Foods

- Follow 4-H rules pg. 16.
- Following the judging, all cash-prize winning entries will remain on exhibit; other entries will be returned to contestant upon request or donated to the 4-H Council for their food sale.
- If open class food product is not picked up by 5:00 p.m., it will be sold at the 4-H food auction.
- A **grand champion** will be chosen.
- Non-Conference Judging

Bread & Rolls

Biscuits

00801: Adult 10801: Youth Class

Bread Basket (12 ast. dinner rolls/buns etc.)

00802: Adult 10802: Youth Class

Bread Machine

00803: Adult 10803: Youth Class

Cinnamon rolls (3 per recipe)

00804: Adult 10804: Youth Class

Coffee cake

00805: Adult 10805: Youth Class

International Bread

00806: Adult 10806: Youth Class

Muffins

00807: Adult 10807: Youth Class

Other

00808: Adult 10808: Youth Class

Quick Bread

00809: Adult 10809: Youth Class

Quick Bread Microwave

00810: Adult 10810: Youth Class

White Yeast Bread

00811: Adult 10811: Youth Class

White Yeast Rolls (3 per recipe)

00812: Adult 10812: Youth Class

CHAMPION (each age division)

Modified Non-perishable Food Product

Follow 4-H Food & Nutrition rules

00814: Adult 10814: Youth Class

CHAMPION (each age division)

Whole Grain

Cake (Frosted or Unfrosted)

00815: Adult 10815: Youth Class

Yeast Bread

00816: Adult 10816: Youth Class

Yeast Rolls (3 per recipe)

00817: Adult 10817: Youth Class

Cookie (3 per recipe)

00818: Adult 10818: Youth Class

CHAMPION (each age division)

Bread Sculpting Contest

00819: Bread Sculpting

County winner can go on to State fair. See State Fair details for times.

Divisions at State Fair will be

- County Fair Contest winner
- State Fair Open Class entry

Cake

Angel Food (unfrosted: top side up)

00820: Adult 10820: Youth Class

Chiffon (unfrosted: top side up)

00821: Adult 10821: Youth Class

Cupcakes (3 frosted)

00822: Adult 10822: Youth Class

Layer, chocolate: frosted

00825: Adult 10825: Youth Class

Layer, white/yellow: frosted

00826: Adult 10826: Youth Class

Microwave cakes: Display like Bundt cake

00827: Adult 10827: Youth Class

Other

00828: Adult 10828: Youth Class

Sponge (Unfrosted: top side up)

00829: Adult 10829: Youth Class

CHAMPION (each age division)

Pastries

No cream or custard pies will be accepted.

Fruit Pie

00857: Adult 10857: Youth Class

CHAMPION (each age division)

Candy

Candy plate (3)

00835: Adult 10835: Youth Class

Divinity (3)

00836: Adult 10836: Youth Class

Fudge (3)

00837: Adult 10837: Youth Class

Microwave (3)

00838: Adult 10838: Youth Class

Other (3)

00839: Adult 10839: Youth Class

Peanut Brittle (3)

00840: Adult 10840: Youth Class

CHAMPION

Cookies

Bar (3: brownies included)

00845: Adult 10845: Youth Class

Drop (3)

00846: Adult 10846: Youth Class

Fancy cookie plate (6 varieties)

00847: Adult 10847: Youth Class

Microwave cookies (3)

00848: Adult 10848: Youth Class

Molded cookies (3)

00849: Adult 10849: Youth Class

No-Bake (3)

00850: Adult 10850: Youth Class

Other (3)

00851: Adult

10851: Youth

Pressed (3)

00852: Adult

10852: Youth

Refrigerator (3)

00853: Adult

10853: Youth

Rolled (3)

00854: Adult

10854: Youth

CHAMPION

Food Preservation

- All exhibits must have been prepared since previous year's County fair, using recommended methods of processing.
- Recipes must be from current, tested resources listed below AND MUST BE ADJUSTED FOR ALTITUDE based on your processing location, or it will be disqualified.
- Processing methods that will be disqualified include: open kettle-canning, oven canning, sun canning and using electric multi-cookers.
- Untested recipes will be disqualified for food safety reasons. Tested recipe sources include: K-State Research and Extension Food Preservation publications, K-State Research and Extension Food Preservation publications, Other University Extension Food Preservation publications, USDA Complete Guide to Home Canning, @2015, So Easy to Preserve, 6th edition, Ball® Blue Book Guide Preserving, Edition 37, Ball® Complete Book of Home Preserving, @2015 and @2020, Canning mixes (i.e. Mrs. Wage's, Ball®), Pectin manufacturers (i.e. SureJell, Ball®), KSRE Rapid Response Center Recipes, National Center for Home Food Preservation, Ball and Kerr
- Alcohol is not allowed as an ingredient in food preservation entries and will be disqualified.
- Exhibits must be sealed in non-decorated, clean standard canning jars with matching brand (use Ball lids on Ball jars, or Kerr lids on Kerr jars, etc.) two piece lids. Do not use colored jars. Jars must be sealed when entered. Jelly must be in ½ pint or pint jars. All other products must be in pint or quart jars.
- Each jar exhibited must be labeled.** The label must not cover brand name of jar. The label must give: Class No., Product, Altitude where processed, Canning Method (water bath, weighted gauge or dial gauge pressure method), process time, pressure (psi), date processed including month and year, Name, and County/District.
- Use a rubber band to attach exhibit card and recipe to jars. Complete recipe and instructions must be attached with entry card or ribbon placing will be lowered.
- If dried food product is not in a canning jar, it will be lowered one ribbon rating. Suggested amount: 1/3 – ½ cup, or three or four pieces per exhibit. All

meat jerky must be heated to an internal temperature of 160 degrees F before or after drying. This is not the drying temperature! Dried products must include the recipe, preparation steps and heating instructions. Jerky not heated to an internal temperature of 160 degrees F will be disqualified and not be judged. Heating information can be found in "Dry meat Safely at Home, KSRE"

8. Two Entries per exhibitor, one entry per class
9. 4-H is conference judging

4-H Food Preservation

- 40860:** Sweet Spreads, Jams, Preserves,
40861: Fruits and Juices
40862: Low-acid Vegetables
40863: Pickles and Relishes
40864: Tomato/Tomato Products
40865: Dried Meats
40866: Dried Foods - One small jar
40867: Canned Meat

Open Class Food Preservation Foods (Dehydrated)

- Fruits**
 00860: Adult 10860: Youth Class
Other
 00861: Adult 10861: Youth Class
Vegetables
 00862: Adult 10862: Youth Class
CHAMPION (each age division)

Fruits & Vegetables (Canned)

- Apples**
 00865: Adult 10865: Youth Class
Applesauce
 00866: Adult 10866: Youth Class
Apricots
 00867: Adult 10867: Youth Class
Asparagus
 00868: Adult 10868: Youth Class
Beans, green
 00869: Adult 10869: Youth Class
Beans, yellow wax
 00870: Adult 10870: Youth Class
Beets
 00871: Adult 10871: Youth Class
Carrots
 00872: Adult 10872: Youth Class
Cherries
 00873: Adult 10873: Youth Class
Corn
 00874: Adult 10874: Youth Class
Mixed vegetables
 00875: Adult 10875: Youth Class
Other
 00876: Adult 10876: Youth Class
Peaches
 00877: Adult 10877: Youth Class
Pears
 00878: Adult 10878: Youth Class
Peas
 00879: Adult 10879: Youth Class
Tomato juice
 00880: Adult 10880: Youth Class

- Tomatoes**
 00881: Adult 10881: Youth Class
Honey
 00882: Adult 10882: Youth Class
CHAMPION (each age division)

Meats

- Beef**
 00885: Adult 10885: Youth Class
Pork
 00886: Adult 10886: Youth Class
Poultry
 00887: Adult 10887: Youth Class
CHAMPION (each age division)

Pickles & Relishes

- Beet**
 00890: Adult 10890: Youth Class
Bread & Butter
 00891: Adult 10891: Youth Class
Chili Sauce or Catsup
 00892: Adult 10892: Youth Class
Cucumber, sweet
 00893: Adult 10893: Youth Class
Dill pickles
 00894: Adult 10894: Youth Class
Other
 00895: Adult 10895: Youth Class
Other Fruit pickle
 00896: Adult 10896: Youth Class
Other vegetable pickle
 00897: Adult 10897: Youth Class
Picante/salsa
 00898: Adult 10898: Youth Class
Relish or Chow Chow
 00899: Adult 10899: Youth Class
CHAMPION (each age division)

Jams, Jellies, & Preserves

- Fruit butter**
 00910: Adult 10910: Youth Class
Conserves
 00911: Adult 10911: Youth Class
Jam
 00912: Adult 10912: Youth Class
Jelly
 00913: Adult 10913: Youth Class
Marmalade
 00914: Adult 10914: Youth Class
Other
 00915: Adult 10915: Youth Class
Preserves
 00916: Adult 10916: Youth Class
CHAMPION (each age division)

4-H Geology and Lapidary

- Superintendent:** Rob and Lesa Reves
1. Wood exhibit box should be 18"x24"x3½" (outside dimensions). **Plexiglas** covers are required. Glass WILL NOT be accepted. All specimens are to be arranged across the narrow dimension of the exhibit box, making the exhibit 18" across the top. Sliding Plexiglas covers must be removable from the top. Devices preventing judges from removing the cover should not be used. For Lapidary classes only, the dimensions of the box should be appropriate for the display but not exceed 18"x24"x3½"
 2. Each exhibitor is required to identify each display box by placing an ID label bearing name, county, and number of specimens in the upper left-hand corner of the cover

- (inside-use clear double-sided tape to adhere gummed labels) and by attaching a label with the same information on the lower right corner of the box (outside).
3. The exhibitor may enter both geology and lapidary classes. The exhibitor may show in only one of the first 5 geology classes (41001-41005). The exhibitor may also show in geology class 41006, 41007, 41008, 41009, and in one lapidary class.
 4. Geology specimens should be labeled with the number of the specimen, date collected, specimen name/description, and locality (county) collected.
 5. All specimens must be collected in the state of KS (exception-see #7) during the current 4-H year, which will be allowed starting on the day after the conclusion of the State Fair.
 6. For the geology classes 41001-41005 specimens should be mounted in the box in proper groups: rocks, minerals, fossils. Fossils must be identified to the Phylum, Class and Genus level (if possible/or part if Genus cannot be determined). The Genus specimen name must begin with a capital letter and the whole specimen's name must either be italicized **OR** underlined. Species name is not required however, if a species name is used it must be all lowercase and either italicized **OR** underlined. The words Phylum, Class, Genus on labels is to be spelled out. More than one specimen of the same kind of rock or mineral or species of fossil may be exhibited if this duplication represents different geological formations. Specimen label must show this distinction (Fort Hays Limestone, not just Limestone; Calcite from the Greenhorn Formation, not just Calcite; Phylum: Brachiopoda Class: Articulata Genus: *Composita* from the Morrill Limestone Member, not just Phylum: Brachiopoda Class: Articulata Genus: *Composita*).
 7. For geology classes 41001-41009 all specimens must be collected (not purchased) by the participant from locations in Kansas, except for Tri-State Mining Area specimens collected from these three adjacent counties: Ottawa County, OK; Newton and Jasper Counties, MO. Other out of state specimens will not count in the min. number for the class, nor will they be considered in the judging. (*Eligibility – Class levels are broken down by years exhibiting at the Kansas State Fair. Please read each class description to determine which best suits the exhibitor. Note- Exhibitors wanting to move up classes sooner are allowed. These class suggestions encourage appropriate advancement in the project.*)
 8. Conference judging

41001:Level I Beginning Geology (option for 7-, 8-, and 9-year-olds only)

1. If an exhibit is made in this class, an additional exhibit may be made only in Class 41006 -Special Geology Exhibit.
2. Specimens should be glued to a piece of very heavy white poster board or foam core board no larger than 22" by 32".
3. Display at least 15 specimens.
4. Group & label the specimens according to two categories: Fossils or Rocks/ Minerals.
5. The phrase, "Beginning Geology" should be at the top of the display.
6. Write about each specimen on a small sheet of white paper or note card, glued underneath the appropriate specimen. **For fossils --** a) Specimen #; b) Date collected; c) Location found; d) If specimen is portion or a complete fossil; e)

Environment in which fossil lived; f) Name (optional). Rocks and minerals should be displayed so freshly fractured surface is visible. **For rock and/or minerals --** a) Specimen #; b) Date collected; c) Location found; d) Color; e) Hardness; f) Texture or grain; g) Luster; h) Name (optional)

- Quality of specimens, visible fractured surface of rocks and minerals, completeness of information, and following rules will be considered in judging.

41002: Display at least 15 rocks, minerals, and fossils collected during the current 4-H year. Exhibitor is limited to 1 exhibit box. Only those exhibiting at State Fair for the first time may enter this class.

41003: Display at least 30 different rocks, minerals, or fossils, at least 5 of each. Fifteen must be collected during the current 4-H year. Exhibitor is limited to one exhibit box. This class is open to those exhibiting either first or second time at the Fair

41004: Display at least 45 rocks, minerals, or fossils, at least 5 of each. Fifteen must be collected during the current 4-H year. Exhibit limited to two boxes. This class is open to those exhibiting either the third or fourth time at the Fair. Identify the rocks as igneous, metamorphic or sedimentary. These rock types must be spelled out on labels or have a legible key.

41005: Display at least 60 rocks, minerals, or fossils (Min 5 of each. 15 must be collected during the current 4-H year) Exhibit limited to two boxes. This class is open to those exhibiting the fifth time or more at the Fair. Identify the rocks as igneous, metamorphic or sedimentary. These rock types must be spelled out on labels or have a legible key.

41006: Geology Educational Exhibit

Exhibit relating to everyday living; or to a mineral test, a rock formation, geological history, species of a fossil, forms of one mineral, a variation of one kind of rock, archaeological artifacts, or Indian artifacts. Digital formats are accepted. Please make arrangements for the judge to view your exhibit and have a hard copy for display. Exhibit limited to 4 feet of table space. Care should be taken to use durable materials that will withstand Fair conditions. Exhibitor may show in the class regardless of number of times he or she has exhibited or whether exhibitor has entries in classes 41002-5 Exhibitor may also exhibit in lapidary class.

41007: Mineralogy

Display a **min of 15** mineral specimens collected in Kansas, at least 5 of which have been collected during the current 4-H year. The minerals are to be grouped by mineral class (i.e.: Carbonates, Oxides, Silicates) and at least 3 classes must be represented. The member must use one standard display box. The specimens must be labeled with the number of the specimen, date collected, name of specimen, county where collected and chemical composition (ie: CaCO₃ for calcite) if known

41008: Paleontology

Display a **min of 15** fossil specimens collected by the participant in Kansas, at least 5 of which have been collected during the current 4-H year. The fossils are to be grouped by Phylum and Class, and at least 3 phyla must be represented. The member must use 1 standard display box. The specimens must be labeled with the number of the specimen; date collected; county where collected; formation, member, or source; phylum,

class, and genus or part; and geologic age.

41009: Petrology

Rocks Display a **min of 15** rock specimens collected in Kansas, at least 5 of which have been collected during the current 4-H year. Rocks are to be grouped by the 3 rock classes (Sedimentary, Igneous, and Metamorphic). Must display at least 1 specimen from each of the 3 classes. Must fit in 1 standard display box. Specimen labels must include a specimen number, the date collected, name of specimen, and the county where collected. All rocks must be identified by the formation and member name (Examples: Fort Hays Limestone, Member of the Niobrara Chalk Formation) or source (Examples: Rocky Mountain Outwash, Glacial Till).

4-H Lapidary

- Classes will be judged on the following criteria: Workmanship and Content 60 points, Presentation and Showmanship 30 points, Accuracy of Information 10 points.
- See Geology/Lapidary Rule 1 for display dimensions.
- All specimens must be labeled with the following information:
 - Specimen name
 - Place of origin (country, state, or county (required for KS specimens)
 - Purchased or self-collected
 - Date lapidary treatment began
 - Date lapidary treatment completed

41010: Display min. 5 varieties of polished (tumbled) specimens and 5 varieties of unpolished specimens that have not yet received lapidary treatment. These do not have to be an example of "before and after", nor do they have to be self-collected. Locales must be identified. Only those exhibiting lapidary at Fair for the first time may exhibit in this class.

41011: Display before-and-after examples of at least 3 varieties of specimens, at least 2 tumble-polished and 2 unpolished of each. There is no requirement that the 4-H'er collect any of these. Locales must be identified. Lapidary work should be done during the current 4-H year

41012: Display before-and-after examples of at least 6 varieties of specimens, at least 2 tumble-polished and 2 unpolished of each. At least two varieties should be collected from the native site by the 4-H'er, at least 1 of which comes from KS. Locales must be identified. Lapidary work on at least 3 varieties must be done during the current 4-H year.

41013: Display before-and-after examples of at least 9 varieties of specimens, at least 2 tumble-polished and 2 unpolished of each. At least three varieties should be collected from the native site by the 4-H'er, at least two of which comes from Kansas. Locales must be identified. Lapidary work on at least 3 varieties must be done during the current 4-H year.

41014: Exhibit at least 6 specimens (not previously exhibited), which have received lapidary treatment. Lapidary treatment may consist of polishing, and end, face, or flat lapping. Specimens must represent at least 3 different varieties and include at least 3 cabochons of any size or shape, only 1 of which may be free-formed. A cabochon is a style of

cutting in which the top of the stone forms a domed or curved convex surface. 3 of the specimens must be mounted into jewelry findings.

OPEN CLASS GEOLOGY

- Display at least 15 specimens. Group & label specimens according to categories.
- All specimens must be collected in KS during current 4-H year.
- Geology judging will be prior to the fair. Check calendar for time & place.

ADULT CLASS

01002: Display at least 15 rocks, minerals/ fossils

01003: Display at least 30 different rocks, minerals, and fossils at least 5 of each

01004: Display at least 45 different rocks, minerals, and fossils at least 5 of each

01005: Display at least 60 rocks, minerals or fossils, at least 5 of each

01006: Geology - Special Exhibit

01007: Mineralogy

00108: Fossil Display

00109: Rocks Display

Champion

YOUTH CLASS

11001: Shoe Box Geology - rocks, minerals, fossils -- (Box may be a cardboard shoe box or plastic bin no larger than 240 square inches and placed on its side for show. Secure specimens with glue and attach label below item. Cover box with a sheet of plastic wrap or acrylic glass taped across the opening of box.)

11002: Minimum 15 rocks, minerals, fossils

11003: Minimum 30 different rocks, minerals, fossils at least 5 each

11004: Minimum 45 different rocks, minerals, fossils at least 5 each

11005: Minimum 60 rocks, minerals or fossils, at least 5 of each

11006: Geology - Special Exhibit

11007: Mineralogy

11008: Fossil Display

11009: Rocks Display

Champion

4-H Home Environment

Superintendent: Wilber Family

- One entry per class per exhibitor.
 - A summary including plans, explanation of how the items were made or refinished, and how it fits into the color and design of the room. Could also include project inspiration, challenges, who helped you, and any other helpful information. Summary should be in a plastic protective sleeve and attached to exhibit.
 - Exhibits should be of high quality (as compared to quick, simple crafts), suitable for use in the home several months throughout the year. Holiday-specific items are discouraged.
 - Conference Judging
- Room Area Exhibits—** Room exhibit shall be accompanied by a story or a picture explaining work accomplished, color scheme and floor area record, any long-term plan for improvements, current cost of improvements. Do not include current year's costs. Include different articles that

can effectively represent work in project , pleasingly fill a 30" by 30" space, approximately. Exhibit will tell whole story, so exhibit doesn't have to include everything.

41101: Room Exhibit (Not qualifying category at State Fair)

41102: Single Exhibit

An article (furniture, fixtures, interior or exterior, etc.) made or refinished by a 4-H'er for the home. Must include summary

41103: Design Board

Boards must be on foam core a standard tri-fold display. Include color scheme, wall treatment, floor treatment, samples, etc. and/or floor plans for a room. Must include attached summary

41104: Notebook

Notebooks may include floor plans, swatches, colors, stories, photographs, and project records which detail what was accomplished this year with a given indication of long-term plans. Notebooks should also include project inspiration, challenges, who helped you, and any other information that could be helpful to the judge. Additional summary is not required for Notebook exhibits.

Horticulture

Superintendent: Rottinghaus Family

- Maximum of five entries TOTAL per exhibitor, which includes horticulture and flowers. One entry of each variety.
- A foam or paper plate (preferably a strong one) is necessary for displaying vegetables and fruit. Choose a plate appropriate to the size of your display. Use the "Exhibiting Fruits & Vegetables" brochure when preparing exhibit. K-State publication C-405.
- Non-Conference judging

4-H/FFA Horticulture

41200: Garden Display Exhibit consists of five different fresh vegetables. Canned vegetables are not acceptable. Only one variety of a specific vegetable or fruit may be exhibited. The numbers of the five vegetables to be exhibited are as follows:

Large Vegetables (One Each): Cabbage, Cantaloupe, Eggplant, Large Pumpkin, Squash, Watermelon

Medium Vegetables (Five Each): Beets, Carrots, Cucumbers, Decorative Gourds, Potatoes, Miniature Pumpkins, Okra, Onions, Peppers, Radishes, Sweet Potatoes, Tomatoes, or other similar sized vegetable

• **Small Vegetables (Twelve Each):** Green snap beans, wax beans, English peas, or other similar sized vegetables

• **Small fruits (One half pint box):** Strawberries, blackberries, raspberries, or other similar sized fruits.

• **Tree fruits (5 each):** Apples, pears, peaches, or similar sized fruits.

• **Grapes (2 bunches)**

Vegetable Plate guidelines:

Choose from the following sizes:

Small (12) ex: green snap beans, yellow wax beans, radishes other small vegetables.

Medium vegetables: (5) Ex: cucumbers, cherry tomatoes, tomatoes, beets, white onions, yellow onions, red onions, bell peppers, other peppers, okra, parsnips,

turnips, sweet potatoes, red potatoes, white or russet potatoes, carrots, miniature pumpkin, decorative gourds, or other medium vegetables.

Large : (1) watermelon, summer squash, winter squash, large type pumpkin, eggplant, cabbage, cantaloupe, other large vegetables.

41210: Junior Vegetable

41211: Intermediate Vegetable

41212: Senior Vegetable

41213: Fresh culinary herbs (ex:

parsley, basil, dill, etc. Six stems (or a comparable quantity) of One variety of fresh herbs exhibited in a disposable container of water. Dried herbs not accepted.

41214: Small fruits (one half pint box) strawberries, blackberries, raspberries, or other similar sized fruits.

41215: Tree fruits (plate of 5)

Apples, pears, peaches, or similar sized fruits.

41216: Grapes (2 bunches)

41217: Horticulture Notebook - Entry shall consist of a notebook or three ring binder of written narrative describing a horticulture project such as a landscape design, landscape installation, lawn renovation, water garden, flower garden, vegetable garden, lawn mowing service, landscape maintenance business, farmer's market business, or other horticultural project. 4-Hers are encouraged to include photographs, illustrations and/or landscape drawings that help explain work done by the member. Photos taken from the same location before, during and after the completion of the project are particularly helpful. Exhibitor may enter one horticulture notebook.

4-H/FFA Flowers

Follow State Fair rules for container use

41239: Potted House Plant

41240: Single-stem annual Gdn Flower

41241: Single-stem perennial Gdn Flower

41244: Flower Arrangement, Fresh (no store bought flowers)

41245: Flower Arrangement, dried plant material, no fabric or plastic materials

41246: Flower Arrangement, dry

Open-Class Vegetables

An exhibit shall consist of one variety.

Limited to one entry of each variety. A foam or paper plate (preferably a strong one) is necessary for displaying vegetables and fruit. Choose a plate appropriate for size of display.

Beans, green (5)

01201: Adult 11201: Youth

Beans, yellow (5)

01202: Adult 11202: Youth

Beets (5)

01203: Adult 11203: Youth

Cabbage (1)

01204: Adult 11204: Youth

Cantaloupe (1)

01205: Adult 11205: Youth

Carrots (5)

01206: Adult 11206: Youth

Corn, sweet (5)

01207: Adult 11207: Youth

Cucumbers, pickling (5)

01208: Adult 11208: Youth

Cucumbers, slicing (5)

01209: Adult 11209: Youth

Eggplant (1)

01210: Adult 11210: Youth

Garden Display (use 4-H Guideline)

01211: Adult 11211: Youth

Okra (5)

01212: Adult 11212: Youth

Onions (5)

01213: Adult 11213: Youth

Other

01214: Adult 11214: Youth

Peppers, sweet (5)

01215: Adult 11215: Youth

Peppers, Hot (5)

01216: Adult 11216: Youth

Potatoes (5)

01217: Adult 11217: Youth

Pumpkins (1)

01218: Adult 11218: Youth

Pumpkins mini (5)

01219: Adult 11219: Youth

Squash (1)

01220: Adult 11220: Youth

Tomatoes (5)

01221: Adult 11221: Youth

Tomatoes, small

01222: Adult 11222: Youth

Watermelons (1)

01223: Adult 11223: Youth

Herbs

01224: Adult 11224: Youth

CHAMPION (each age division)

Open-Class Fruits

All cultivated fruits must be correctly named with 5 of each variety.

Apples, summer (5)

01225: Adult 11225: Youth

Apples, winter (5)

01226: Adult 11226: Youth

Comb Honey, strained honey #2 jar

01227: Adult 11227: Youth

Crabapples (5)

01228: Adult 11228: Youth

Other

01229: Adult 11229: Youth

Peaches (5)

01230: Adult 11230: Youth

Pears (5)

01231: Adult 11231: Youth

Rhubarb (5)

01232: Adult 11232: Youth

CHAMPION (each age division)

Open-Class Artistic Arrangements

Days of Drought

01240: Adult 11240: Youth

Driftwood

01241: Adult 11241: Youth

Evergreen

01242: Adult 11242: Youth

Kansas Heritage

01243: Adult 11243: Youth

Other

01244: Adult 11244: Youth

Patriotic

01245: Adult 11245: Youth

Religious

01246: Adult 11246: Youth

CHAMPION (each age division)

Open-Class Potted Plants

Potted Plants

01239: Adult	11239: Youth
African Violet	
01250: Adult	11250: Youth
Ferns	
01251: Adult	11251: Youth
Ivy	
01252: Adult	11252: Youth
Other	
01253: Adult	11253: Youth
Philodendron	
01254: Adult	11254: Youth
CHAMPION (each age division)	

Cactus garden (potted)

01255: Adult	11255: Youth
Cactus, single (potted)	
01256: Adult	11256: Youth
CHAMPION (each age division)	

Open-Class Cut Flowers

Black-eyed Susans

01260: Adult	11260: Youth
--------------	--------------

Gladioli

01261: Adult	11261: Youth
--------------	--------------

Bouquet of Annuals

01263: Adult	11263: Youth
--------------	--------------

Mixed foliage

01264: Adult	11264: Youth
--------------	--------------

Roses

01265: Adult	11265: Youth
--------------	--------------

Single Stem

01266: Adult	11266: Youth
--------------	--------------

Wild Flowers

01267: Adult	11267: Youth
--------------	--------------

Other

01269: Adult	11269: Youth
--------------	--------------

CHAMPION (each age division)

FIELD CROPS

Each exhibitor is allowed 1 entry per class with a maximum of 5 entries total.

41247: White Corn (10 ears)

41248: Yellow Corn (10 ears)

41249: Hybrid Grain Sorghum (10 heads)

41250: Hybrid Forage Sorghum (10 heads: Exhibit consist of entire plant; no roots)

41251: Forage Sorghums other than Hybrid (10 heads Exhibit to consist of entire plant; no roots.)

41252: Soft Red Winter Wheat (one gallon)

41253: Hard Red Winter Wheat (one gallon)

41254: Hard White Wheat (one gallon)

41255: Oats (one gallon)

41256: Barley (one gallon)

41257: Alfalfa Seed (one gallon)

41258: Alfalfa (1 flake or slice from rectangular bale, or a 10" section cut from a round bale. Should be approximately 6" thick and tied in 2 directions. Variety must be named.)

41259: Brome Grass Seed (one gallon)

41260: Other Tame Grasses (one gallon)

41261: Soybeans (one gallon)

41262: Soybeans (bundle of five plants)

41263: Edible field beans (one gallon)

41264: Edible field beans (bundle of 5 plants)

41265: Miscellaneous Crops (Exhibit to consist of 1 gallon seed sample or 10 heads)

41266: Educational Wheat Booth --

(Wheat Variety Plot Members Only)

41267: Grass Hay (10" flake or slice, 6" thick and tied in two directions. Variety named)

41268: Cool Season Grass Hay (10 " flake or slice, 6 " thick and tied in two directions. Variety named)

41269: Corn: (one gallon. Variety named)

41270: Other (one bale)

41271: Sunflowers: Confectionery Seed Heads (3 heads)

41272: Sunflowers: Confectionery (1 gallon jar)

41273: Sunflowers: Oil Seed Heads (3 heads)

41274: Sunflowers: Oil (1 gallon jar)

41275: Weed Control Exhibit --

Collect, identify, press, mount, and label a minimum of 15 weeds. Try to include their roots, stems, leaves and flowers. Three of the weeds must be noxious weeds preferably found in your home county. A standard 9"x12" scrapbook may be obtained in which to permanently mount your weed specimens. Identify the scrapbook with your name and county on the inside front cover. 2. Prepare a list of the weeds mounted, showing common name, scientific name, and where it was found. Place the list in a specially identified section of the scrapbook. 3. Collect and identify weed seeds found in crop seeds. Mount them for display purposes. Place them in a specially identified section of the scrapbook. 13 4. Write a story on "How We Control Weeds on Our Farm" if you live on a farm. Other members write "How We Control Weeds at Home". The story should be about 300 words in length. It must show definite methods used to control weeds. Place the story in a specially identified section of the scrapbook.

Open-Class Grain

Barley Seed, 1 gallon

00701: Adult 10701: Youth

Brome Seed, 1 gallon

00702: Adult 10702: Youth

Corn, White, 3 ears

00703: Adult 10703: Youth

Corn, yellow, 3 ears

00704: Adult 10704: Youth

Hay, section (not whole bale)

00705: Adult 10705: Youth

Milo, 3 stalks

00706: Adult 10706: Youth

Oats, 1 gallon

00707: Adult 10707: Youth

Other

00708: Adult 10708: Youth

Popcorn, 3 ears

00709: Adult 10709: Youth

Soybeans, 1 gallon

00710: Adult 10710: Youth

Sunflowers, (2 heads)

00711: Adult 10711: Youth

Variety farm products (3-5 w/ min 3 each)

00712: Adult 10712: Youth

Wheat, 1 gallon

00713: Adult 10713: Youth

CHAMPION (each age division)

4-H FORESTRY

Superintendent: Tammy Bryant

Jr. Superintendent: Taylor Bryant

1. All leaf exhibits are to be mounted on 8 ½" by 11" heavy stock paper and placed in loose-leaf binders (magnetic or adhesive filler sheets for photo prints are recommended). Twigs and fruit collections may be exhibited in whatever manner you choose (max trifold size 3' by 4').
2. Name, club, age and year in project should be on front cover or in a prominent location.
3. Leaves should be identified with an appropriate label located near the leaf on the same page. These labels should include (1) The proper common name as listed in the 4H334, "List of Native Kansas Forest Trees"; (2) Location (city and/or county) where collected; and (3) date (day, month, year) or (month, day, year) collected.
4. Divide specimens into two sections: Native Kansas Trees and Non-Native.
5. New specimens are those collected during the current 4-H year and cannot be duplicates of previously displayed specimens.
6. Group specimens according to the years collected.
7. Variations of varieties do not count as different species or specimens.
8. If you retrieve information for your forestry exhibit, you must include a reference citation to the source.
9. In all leaf collections, exhibit one complete leaf where possible. If leaf is too large, exhibit as much as possible. Sketch in reduced scale the entire leaf and illustrate where the exhibited portion is from.
10. All work must show originality. Leaf collections and displays should not closely resemble others in same club.
11. Leaf classes 40901 thru 40904 can include non-native trees in addition to native minimum.
12. Conference Judging at the Fair

40901: Beginning -Exhibit a min. of 10 different leaves from native trees, OR leaf, twig, and fruit of 5 different native trees.

40902: Intermediate -Exhibit a min. of 20 different leaves from native trees(including 10 new) OR leaf, twig, and fruit of 10 different native trees (including 5 new)

40903: Senior -Exhibit a min. of 30 different leaves from native trees(including 10 new) OR leaf, twig, and fruit of 15 different native trees (including 5 new)

40904: Advanced -Exhibit a min. of 40 different leaves from native trees(including 20 new) OR leaf, twig, and fruit of 20 different native trees (including 10 new)

40905: "How A Tree Grows" Display - Entry may include a project notebook with 10 or more seeds collected with pictures showing a germination study OR a mounting of a thin section of wood cut from the end of a log or top of stump labeled with information such as kind of wood and age of tree when cut OR exhibit an illustration of how a tree grows.

40906: "Tree Appreciation" Display - Entry may include a research or reporting notebook with no more than 10 pages based on exhibitor's selected tree. This notebook may include sketches, drawings, pictures, a story, or any other things which will help tell about the tree you have selected. Junior Forestry Record (P-1089) is the reference manual for this project.

40907: Educational/Creative Exhibit - Entry must be directly related to tree identification or Forestry. Type of exhibits open (notebook, poster, collection box, etc.) given a maximum size of 3'x4'.

4-H Self-Determined/Individual Display

Superintendent - Wilber Family

1. Open to 4-H'ers of all ages. Name, age, project, and club should be location on the exhibit. This should be an individual display not a group display and should have one main idea developing what, why, who and how into an action plan designed by / for the member without electronic visuals.
2. Project should be entered in project area if class is available.
3. Conference Judging Optional

Educational Display - maximum exhibit size 36" x 48" and should be free standing. Judging will be based on: 1) General appearance, 15%; 2) Plan of action, 15%; 3) Ability to attract and hold attention, 15%; 4) Effectiveness in telling a story, 20%; 5) Quality of workmanship, 15%; 6) Creativity, 10%; 7) Knowledge of project, 10%.

Educational Banner - should be no less than 12' or no more than 16' square with no side less than 3 feet. Judging will be based on: 1) General appearance, 25%; 2) Information, 50%; 3) Organization, 25%.

Educational Poster - Should be 22" x 28" in size and be able to be hung. Posters should be readable from a distance of 10 feet, neat and legible. Letters for main captions should be at least 1 1/2" tall. Judging will be based on: 1) General appearance, 30%; 2) Readability, 30%; 3) Message, 15% 4) Originality, 15% 5) Materials, 10%.

41301: Educational Display

41302: Educational Banner

41303: Educational Poster

4-H Notebooks

Superintendent - Wilber Family

41304: Secretary's Book

41305: Treasurer's Book

41306: Other Notebooks

41307: Historian's Book

41308: Reporter's Book

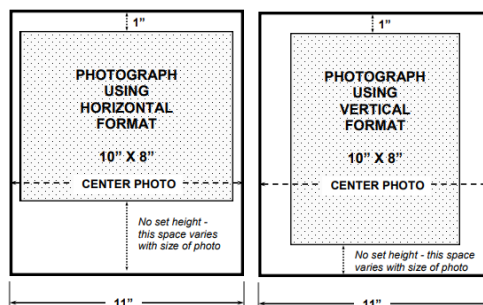
Must include: article the way it was submitted to the paper. Include the published article. Newspaper name and date (for each article) clipped from the newspaper. *(These notebooks don't go on*

to State Fair.)

Photography

Superintendent: Olsburg Booster 4-H Club

1. Black and white and color photographs may be exhibited. Monochromatic prints, including sepia prints are considered Color photos. Prints for State must be exhibited in the same format in which they were exhibited at the county fair.
2. Photographs entered must be the result of the current year's project work.
3. Photos are to be mounted vertically across the narrow 11" dimension of an 11" by 12.5" sheet of white studio mount. Remove white border from the enlargement before mounting.
4. Photos must be no larger than 8" by 10", no smaller than 7" by 9".
5. Photos must be mounted with the top edge of the print 1" below the top of the mount. The two sides of the print must be an equal distance from the



- two sides of the mount.
6. A full coverage permanent mount must be made. Spray adhesive or heat mount is recommended.
7. No lettering is permitted on the front of the mount or on the photo. No underlays or borders are to be used. No contact prints on front of mount. After trimming and mounted on photo boards they should be placed in plastic sleeves available for purchase at the Extension office.
8. Photos of live subject(s) on railroad right of way property, or taken from railroad right of ways will not be displayed and will be disqualified as the practice is both dangerous and illegal.
9. Conference Judging by club for 4-H

Open-Class Photography

State Fair Open Classes

(Only 2 entries per exhibitor)

Amateur Photography

- 01401: KS Country Roads
 - 01402: Things with Wings
 - 01403: Fair Favorites (any year)
 - 01404: KS Family Celebration
 - 01405: KS Farming Landscape (No buildings)
 - 01406: KS Growing Garden
 - 01407: Kansas Neighbors
 - 01408: KS Skies (Clouds, Rainbows, etc.)
 - 01409: Opposites (Old/New, Tall/Short)
 - 01410: Photographers Choice
- Misc. Champion**

Youth Photography

- 11401: Fair Favorites (any year)
 - 11402: KS Skies (Clouds, Rainbows, etc.)
 - 11403: Things with wings
 - 11404: Photographers choice
- Misc. CHAMPION**

4-H Photography

1. Each exhibitor will be limited to five photo entries and two videos.
2. On the back of the mount, in the left hand bottom area place: Geographical location where the photo was taken, County Extension office, 4-H Club, exhibitor's name, address, city, state, zip
3. (Only 1 photo allowed to State Fair)
4. (Seniors allowed 1 BW & 1 Color Photo)

41401: For color pictures taken by 4-H'er with 3 years or less in the project.

41402: For black and white pictures taken by 4-H'er 3 years or less in project.

41403: For color pictures taken by 4-H'er with 4-7 years in the project.

41404: For black and white pictures taken by 4-H'er with 4-7 years in project.

41405: For color pictures taken by 4-H'er with 8 or more year in project.

41406: For black and white pictures taken by 4-H'er with 8 or more years in project.

41407: Digital Composite Image. Photo must be created from two or more originals taken by the exhibitor. Exhibitor must include a second 11x12 1/2" matte board (Explanation Board) mounted with standard size prints of the original photos, 3x5 card (s) explaining what manipulation was done. and a standard size print of the final photo. Optional, may include prints of editing steps. Photos showing editing steps may be layered. Please put name and Extension Unit on the front of the second board. Explanation boards will be displayed along with the finished board. Place both matte boards in the same protective plastic bag. HDR photos do not qualify for this class. Photos will be judged on photographic merit as well as manipulation technique and process.

4-H STEM

Superintendent: Manning Family

Astronomy

The 4-H member must be currently enrolled in the 4-H Space Tech project to exhibit in this division. One exhibit per class. Exhibit must have been completed during the current 4-H year. Highly recommended to follow State fair book rules.

41520: Telescope made from kit

41521: Telescope made original design

41522: Astronomy Exhibit Such as:

Educational displays are not to exceed a standard commercial 3' x4' trifold board.

Educational posters must be no larger than 22"x28" Poster board. **project notebooks** must be organized in a 3 ring binder.

UAS

(Unmanned Aerial System)

41534: Posters

41535: Notebooks

41536: Display Boards

41537: UAS Product

The 4-H member must be currently enrolled in 4-H Space Tech project to exhibit in this division. Each exhibitor may enter one per class and must have been completed during the current 4-H year.

ROCKETRY

- Exhibitor may enter one per class or a total of three rockets.
- Rocket support bases may be no more than 8" square by 3/4". Rockets may not be exhibited with the launching pad wooden or metal support rods must not extend past the tip of the nose cone.
- All State requirements should be met for county fair. **All rockets are required to launch before county fair** and provide height achieved.
- State Fair will require completion of a 4-H Rocket Exhibit Information Sheet. Form must be glued to a 10" by 13" envelope, with a copy of the rocket plans inside the envelope. The Information Sheet requests the name of the rocket, skill level, launch data, engine size, altitude (with explanation of how altitude was measured), and description of experiences in the project this year. Photos showing rocket at moment of ignition are preferred and should be mounted on one side of 8 1/2" by 11" page.
- Angles of the fins must fit a plus or minus two-degree variation.
- Exhibit must be smooth and uniform.
- Engines and igniters are not permitted with rocket exhibits.
- Beginner kits with **prefabricated plastic fin** assemblies and prefinished rockets are NOT acceptable and will be disqualified and **plastic snap together fins** and prefabricated fin assemblies that do not require fin alignment are not acceptable.
- Exhibitors who exhibit a rocket using a size E engine or larger will be required to provide a National Association of Rocketry (NAR) membership number on the exhibit information sheet.
- State Fair allows each exhibitor to enter two rockets that have been constructed during the current year. **If two entered, one rocket must be exhibited as a "kit" and the second must be entered as a "designed by exhibitor" rocket.** The rocket must have been flown. Do not submit on a launch pad.
- Required for original-design rocket exhibits is a written summary of how model was tested for stability prior to launching.
- Alternative skins** are an advanced construction technique that allows the builders of model rockets to display

maximum design and creativity in their models.

- Rockets should include original plans
- Each class lists eligible rockets types underneath it.

41501: Rocketry A (ages 7-13)

- Made from Kit
- Scale Model, made from kit

41502: Rocket B (ages 11-13)

- Rocket designed by exhibitor, not merely modification of a kit.
- Scale Model, designed by exhibitor

41503: Rocket C (ages 14+)

- Made from kit
- Designed by exhibitor, not merely a modification of a kit.
- Scale Model from Kit or designed by exhibitor.

41504: Rocket D (ages 11+)

- Rocket designed by 2 or more exhibitor, not merely a modification of kit.

41505: Educational Display

41506: Educational Poster

41507: Educational Notebook

COMPUTERS

Each exhibitor may enter one per class. Exhibit must be completed during the current 4-H year. Exhibit will be judged on uniqueness, creativity, neatness, accuracy of material, knowledge and content.

41513: Computer Educational Exhibit -- such as: Educational posters must be no larger than 22"x28" poster board. **Displays** are not to exceed a standard commercial 3'x4" trifold display board.

Notebooks must be organized in a 3-ring binder. If the notebook illustrates the

COMPUTER SYSTEMS

Designed to allow 4-H 'ers to explore how *information* is moved:

- From one part of the computer to the other.
- Between two or more computer systems (networking)
- Information stored

41514: Computer program, application, app, script, or coded system that is new

41515: Computer presentation (power point, web page/site, animated graphics,

41516: Single computer system

(web server, database server, etc.)

41517: Networked system consisting of two or more computers

41518: Chip Systems: a small (4 8"X4 8"X4 8") programmed physical device that accomplishes a specific task.

ROBOTICS

- Each robot must be able to stand or sit freely by itself without additional supports.
- Robots must have automated reticulated articulated structures (arms, wheels, grippers, etc.). Game consoles that display on a screen are not considered robots and should either be entered in computer system division or energy management project. Robots requiring no assembly, just

programming, such as Ozobots, are considered computer system projects as the skill is focused on the programming not on the construction of the robot.

- The robots dimensions must be no larger than 2' wide by 2' deep by 2' feet high and not exceed 15lbs.
- Each exhibitor is required to complete the "4-H STEM Robotics Exhibit Information Form" which is available through your local K-State Research and Extension office or at STEM4KS.com. This form must be attached to the outside of a 10" x 13" manila envelope. This information is required at entry time.
- Each exhibitor is required to include a copy the robot's construction plans and instructions for operations with their exhibit. Place the plans inside the 10" x 13" envelope.
- Each exhibitor is required to include at least two photographs of the robot. One photo must show the exhibitor during the construction phase and one photo must show the robot during an actual time of operation. Photographs should be mounted on one side of an 8 1/6" x 11" page and placed inside the envelope.
- All electronic components of the robot must be covered or concealed with a protective enclosure. All robots must include on or/off switch for operation
- Robots may be powered by electricity, battery, water or solar source. Any robot powered by fossil fuels or flammable liquids will be Disqualified. Robots that include weaponry of any kind will be disqualified. Weaponry is defined as any instrument, possession or creation, physical and/or electrical that could be used to inflict damage and/or harm to individuals, animal life, and/or property
- Creativity will be strong criteria in judging "Robot Designed by Exhibitor: Remote controlled robots are allowed under certain conditions provided that the robot is not drivable. Robotic arms (hydraulic or electric) are allowed. A remote is allowed provided more than a single action happens when a single button is pressed on the remote, for example "a motor spins for 3 seconds, at which point an actuator is triggered, then the motor spins for 3 more seconds." Remote controlled cars, boats, planes and/or action figures, etc. are not allowed.
- Educational displays are not to exceed a standard commercial 3 X 4 tri-fold display board.

Novice 1-2 Yrs. in Robotics Project

41541: Robot made from a commercial (purchased) kit.

41542: Robot designed and constructed by exhibitor. -- (must not be a mere modification of an existing robot kit or plan)

41543: Programmable robot made from a commercial (purchased) kit.

41544: Junk Drawer Robotics-based

curriculum robot

41545: Educational Exhibit -- Such Educational Display, Notebook or Poster

41546: Robot designed/constructed remote control operated

Intermediate: 3-4 Years in Robotics

41547: Robot made from a commercial (purchased) kit.

41548: Robot designed by exhibitor.

The robot must not be a mere modification of an existing robot kit or plan.

41549: Programmable robot made from a commercial (purchased) kit.

41550: Junk Drawer Robotics-based curriculum robot

41551: Educational Exhibit Such as:

Educational Display, Notebook or Poster

41552: Robot designed/constructed remote control operated.

Professional: 5+ Years in Robotics

41553: Robot made from a commercial (purchased) kit

41554: Robot designed by exhibitor.

The robot must not be a mere modification of an existing robot kit or plan.

41555: Programmable robot made from a commercial (purchased) kit.

41556: Junk Drawer Robotics-based curriculum robot

41557: Educational Exhibit -- Such as:

Educational Display, Notebook or Poster

41558: Team Robotics Project -- Robot designed and constructed by two or more 4-H SpaceTech project members. The robot must not be a mere modification of an existing robot kit or plan. The robot may be a programmable type that is made from a commercial (purchased) kit.

41559: Robot designed/constructed remote control operated

Architectural Block Construction

1. Total exhibit dimensions may not exceed 2 feet high, by 2 feet wide, by 2 feet deep and placed in sturdy, see through container.
2. The primary building component should be interlocking blocks, commonly referred to by the brand name of Lego®
3. Each exhibitor is required to complete the "4-H STEM Architectural Block Construction Exhibit Information Form" which is available through your local K-State Research and Extension office or at www.STEM4KS.com. This form must be attached to the outside of a 10" x 13" manila envelope. Do not tie the envelope to the exhibit.
4. Each exhibit information packet should include the following items:
 - A. At least one drawing of the desired architecture on graph paper, multiple views
 - B. 1 to 5 pages of photos showing work on the exhibit, preferably from a beginning state to final or completed state
 - C. If appropriate operating instructions for mechanical portions of the diorama.
5. **HIGHLY** recommended to consult the

KS State fair book for additional requirements for state fair entries.

41560: Intermediate (ages 9-13).

Interlocking brick diorama built from scratch.

41561: Seniors (ages 14 & up)

Advanced interlocking brick diorama built from scratch.

4-H STEM Ag Mechanics

1. One entry per exhibitor
2. Wheeled exhibits must utilize a braking mechanism which prevents the exhibit from freely rolling while on display
3. Each exhibit must be free-standing or sufficiently supported by an exhibitor supplied support system that is moveable and is part of the total demission's and weight of the exhibit as described previously. Exhibit boards should have a portable and moveable base. No exhibits may be staked to the ground for display
4. Repair projects having adequate original finish need not be repainted
5. Cutting surfaces, such as blades or knives, are to have a protective covering over them to prevent injury. The covering should be easily removed and reinstalled for judging. Foam "pool noodles" and multiple layers of cardboard are acceptable.
6. Display cases for small exhibits, such as knives, are acceptable, and must be easily opened so the item can be removed and examined as part of judging.
7. Exhibits that include weaponry of any kind will be disqualified. Weaponry is defined as any instrument, possession, or creation, physical and/or electrical that is intended to be used to inflict damage and/or harm to individuals, animal life, and/or property.
8. If the exhibit is powered by flammable liquids (gas, propane, kerosene, etc.) the fuel tank and lines should be drained and allowed to dry, to avoid spills and potential fires.
9. Electric powered (battery, corded, solar, or alternative energy) should have a primary shutoff or disconnect switch.
10. If a safety violation is noted by the judges, superintendent, or other staff, the 49 exhibitor's exhibit, at the judges' discretion, will receive a deduction in ribbon placement or a participation ribbon.
11. Each exhibit must include an Ag Mechanics information packet. Entry of just a packet without accompanying exhibit is not a sufficient exhibit
12. Each exhibitor is required to complete the "4-H STEM Ag Mechanics Exhibit Information Form" which is available through your local K-State Research and Extension office or at www.STEM4KS.com. This form must be attached to the outside of a 10" x 13" manila envelope. Do not tie the envelope to the exhibit.
13. Each exhibit information packet should include the following items: **A.** Bill of

materials for the project with associated costs, scrap items used may be listed as having a \$0.00 cost. **B.** 1 to 5 pages of photos showing work on the exhibit, preferably from a beginning to final or completed state. **C.** If appropriate schematics or working drawings relating to the creation or repair, this is not required for display boards. **D.** If appropriate operating instructions.

Champion overall for Jr, Int, Sr

41564: Welding Display Board -- a 3' x 3' display board with different pieces of metal attached, illustrating different types of welds, each weld being labeled -- only open to participants with 1 to 3 years' experience

41565: Welding Ag Repair -- repair of ag equipment with welding

41566: Welding Ag Fabrication -- creation of new ag equipment with welding

41567: Welding General Repair -- repair of non-ag equipment with welding

41568: Welding General Fabrication -- Creation of non-ag equipment with welding

41569: Welding Artistic Fabrication creation of artistic or interpretive pieces with welding

41570: Brazing repair

41571: Brazing fabrication

41572: Smithing Display Board -- a 3' x 3' display board with different pieces of forged metal attached illustrating different forms, each form being labeled -- only open to participants with 1 to 3 years' experience

41573: Smithing -- for participants with 1 to 3 years' experience -- a design forged with at least one formed element (twists or spirals for example)

41574: Smithing -- for participants with 4 to 6 years' experience -- a design forged with at least two different formed elements (twists and spirals for example)

41575: Smithing -- for participants with 7 to 9 years' experience -- a design forged with at least three different formed elements (twists, spirals, and bulbs for example)

41576: Smithing -- for participants with 10 or more years' experience -- a design forged with at least four different elements (twists, spirals, and bulbs for example)

TRACTOR OPERATOR'S CONTEST

Superintendent: Michael Olson

1. Participants will be judged on inspection and operation of a tractor.
2. Members will be divided into age groups of under 14, and 14 and over.

50000: Tractor Operator's Jr.

50001: Tractor Operator's Sr.



VO-AG PROJECT DISPLAY

Superintendent - Joel Louderback

Project must have been completed by a student enrolled in Vo—Ag in an approved high school this school year.

S-100: Small Project Construction

An exhibit will consist of any construction project valued at \$500 or less.

S-125: Intermediate Project

Construction An exhibit will consist of any construction project valued between \$500 and \$1000

S-150: Large Project Construction

An exhibit will consist of any construction project valued above \$1,000

S-200: Skills Project

S-225: Design Project

S-250: Reconstruction or Repair (An exhibit will consist of any project which has been repaired, reconditioned)



WILDLIFE/ SHOOTING SPORTS

Superintendent - Nathan Zeit and Marcus Bryant

1. Exhibit is open to notebooks, (posters no larger than 22"x28"), picture story, (display boards, maximum exhibit size is 3'x 4' tri-fold display board).
2. Name, age, project, and club should be location on the exhibit. This should be an individual display not a group display and should have one main idea.
3. Wildlife exhibits must comply with State and Federal laws. It is illegal to possess threatened or endangered wildlife, or the feathers, nests or eggs of non-game birds. Game birds and game animals taken legally during an open season may be used. The use of live wild animals in educational exhibits is prohibited.
4. No "live" ammunition containing propellant or explosive powders may be used in any display. An inert substitution must be used in lieu of powder and "live" ammunition, the substitution must be clearly described on the back of the poster, display or in a notebook.

Champions Selected for Wildlife, Shooting Sports, and Jr/Int/Sr Sport fishing

Wildlife

40908: Notebook- contents pertain to some phase, results, story, or information about the Wildlife project.

40909: Poster - must be related to something learned in wildlife project.

40910: Display - must be directly related to Wildlife project.

40911: Taxidermy/Tanning: Should include an attachment that shows the work in progress through photos with captions, or a detailed journaling of the process.

Shooting Sports

40912: Notebook- contents pertain to some phase, results, story, or information about the shooting sports project.

40913: Poster - must be related to something learned in shooting sports project.

40914: Display - must be directly related to shooting sports project.

WOODWORKING

Superintendent: The Sanders Family

1. No exhibitor may enter more than two articles in each class with a max of five.
 2. The plan from which the exhibit was constructed must be with the article. The plan may be a photocopy, the actual pattern, or a scale drawing. It must be complete and accurate to the extent that a duplicate article could be built using the plan as a guide. In addition, include a list and cost of materials, plus amount of time spent on constructing and finishing the article. This list should include all wood, hardware, finishing supplies, etc.
 3. In judging woodwork articles, consideration will be given to Usefulness, Design, Workmanship, Choice of Wood, Suitability and Quality of Finish.
 4. Firearms/weapons not permitted.
- 41601:** Article for farm or shop
41602: Furniture-household or lawn use
41603: Other woodwork -- Articles not included in above classes. Examples: bird houses, bird feeders, household equipment such as knife racks, bread boards, door stops, etc.
41606: Any article made from a kit
41607: First year woodworking (Limited to ages 7 to 10 years old)

NOTE: See Home Environment for repair /refinish to enter.

Open-Class Woodworking

01604: Adult **11604:** Youth
CHAMPION (each age division)



LIVESTOCK

Livestock General Rules

Livestock Superintendent: Darrin Figge

1. The Fair Association assumes no responsibility for diseases that may be contracted during the Fair. Check with the Species Superintendent for pen locations. Animals can be shown in Open Class **or** 4-H/ FFA classes.
2. Superintendent reserves the right to revise or combine classes in all species.
3. All individuals exhibiting livestock must accompany their exhibits and provide a suitable means of caring for them at all times during the Fair. (All livestock must remain on Fairgrounds unless released by the Fair Officials.)
4. **4-H and FFA** - All market lambs, market meat goats, market beef, bucket calves, and market swine must be tagged on or before **May 15th**. Commercial livestock that are not registered with papers must also be tagged on or before **May 15th**. All registrations papers must show ownership on or before May 15th.
5. Members exhibiting livestock shall accompany their exhibits and care for them. Livestock exhibitors must be on hand to exhibit their entries. If an individual has two animals entered in the same class, he or she is to show one animal.
6. The other may be shown by another Pottawatomie County 4-H/FFA member. Adults may assist only in unloading, weighing, and loading livestock exhibits. Violations of these rules may disqualify an exhibitor. Members of the Pottawatomie County 4-H and FFA programs and/or immediate family may assist in caring for, grooming, and showing livestock exhibits.
7. The Fair Officials have the option of expelling ungroomed, unmanageable and unhealthy livestock from show.
8. Premium money may be withheld if livestock pens are not kept clean.
9. Entries will be weighed on the Fairgrounds of the fair and all market animals are required to be weighed.
10. Vet check is up to the discretion of the Fair Association. All animals are subject to examination by the staff or their representatives, and shall be free of clinical signs of infectious or contagious disease.
11. No horses will be allowed above the crest of the hill, without special permission.
12. Fair officials reserve the right to use any animals entered for educational purposes.
13. **No artificial coloring, hair or adhesives allowed. All will be blow and show.**
14. No mistreatment of animals will be tolerated by the Pottawatomie County Fair Association.
15. All MARKET & COMMERCIAL Livestock (sheep, swine, beef, goats) will be identified by a 4-H ear tag. Purebred **Beef** must be accompanied by registration papers in the exhibitor or family name according to breed association. If registration papers are not presented the animal will be shown in the commercial class for breeding and market classes.
16. All market swine, sheep and goats will be classified as to breed classification by the superintendent or his/her appointees prior to establishment of classes. That decision is final. Classes and animal placement is subject to the superintendents discretion in reference to sperate breed classes or AOB classes.
17. **NEW THIS YEAR: Bred and Owned Class** for each species/breed. Registration papers will be required and State Fair Rules for ownership will be used. Animals are eligible for Bred and Owned class in addition to their other respective class. This class must be entered by the Fair Entry deadline.
18. **OPEN CLASS** – Limit to 4 animals per individual in Open Class Division. Open Class animals that are not pre-entered by July 10th will not be guaranteed stall/pen space. **Fair Association has the right to limit stall space to open class based on availability.**
19. Decisions of the Fair officials are final.
20. Exhibitors Stock Trailers will have designated parking.
21. All livestock Beef, Sheep, Swine, Meat/Dairy Goat must on fairground premises by 9am Thursday.

Herdsmanship Contest Guidelines

Each family is automatically entered in the herdsmanship contest. The herdsmanship award will go to the family that keeps alley, stalls and pens clean, orderly, and attractive as well as keeping the animals well groomed and cared for. Scoring: 1. **Cleanliness of alleys, stalls and pens** 60 points (Bedding adequate, bright, clean and in place. Animals tied or penned. Manure hauled and deposited in the proper place. Alleys kept clean of dust and bedding.) 2. **Arrangement of the Exhibit** 10 points (Exhibits lined in attractive manner, big boxes out the way. Hay and straw neat and orderly. Feed boxes and gear in area provided.) 3. **Appearance of Animals** 25 points (Animals clean and brushed, animals securely tied or penned. Animals in stalls or pens 8 a.m. to 7 p.m. except for showing or washing. 4. **Stall cards** 5 points Readable from alley. Neatly arranged. Clean and complete.

Livestock Skill-A-Thon

The 4-H youth livestock skill-a-thon contest is designed to promote understanding of management care of livestock and is focused on the following species; cattle, swine, sheep, and goats. Contest stations can include any or all of the following areas: feed ID/use, breed identification/characteristics, animal anatomy, meat cut ID, livestock equipment ID/ use, animal health management quality assurance. Awards will be presented to the top individual in each age division. After winning a division, the individual will need to compete in the next older age division in following years. Individuals are eligible to compete in the senior division multiple years, but may only receive an award once per age division.

Stockman's Quiz

The Stockman's Quiz will be available at the Fair Friday afternoon 1-3 p.m. in the livestock area.

The Stockman's Quiz is intended as a way for participants to display their livestock knowledge. Questions will focus on general management, nutrition, health, current industry events, quality assurance, etc. of beef, sheep, meat goats and swine. This event is open to all to compete in and will be used as a guide for selecting the County Representatives for the Quiz Bowl team at the Kansas Livestock Sweepstakes in August. (Participants must be 14 or older to be considered for the Kansas Livestock Sweepstakes Quiz Bowl Team.) Prizes will be awarded to the top three finishers in each age division and will be handed out at the awards ceremony at the fair.

Round Robin

No Premium -- The winners in each age division of the Beef, Horse, Meat Goat, Sheep, Swine and Dairy Goat showmanship contests may participate. An exhibitor can only compete with one species. If a species winner doesn't compete, then the runner-up may enter. Each specie winner within an age division will show one of the species at a time against the competitors within the same age division (EX. all seniors will be showing swine while all intermediates will be showing sheep, and all juniors will be showing meat goats). The animals used will be the champion and reserve champion showmanship animals from each age division. The animals will be numbered 1-6, and competitors will randomly select which animal they will show. The extra animal will be held outside the arena to use as backup if deemed necessary by the judge or other official. Judges will rank each competitor 1-5, with one being the best. The exhibitor with the lowest total score within an age division is the winner. In the event of a tie, a specie will be randomly drawn by one of the judges prior to the beginning of the competition and placed in an envelope and sealed. If a tie is reached the envelope will be opened and the scores from that species of the individuals involved in the tie will be used to break the tie and determine the winner. If Champion in more than 1 species that person will draw for species. Reserve does not draw.

Youth Rate of Gain Contest

Market Beef weighed and tagged at the scheduled weigh-ins are automatically entered if entered in a market class.


Youth Livestock Sale

Animals will sell in the following order: Grand champion, Reserve grand champion, Breed champion, Blue ribbon animals, Red ribbon animals and White ribbon animals with no premium cap at any level. Species order will rotate on a yearly basis. **There will be a Pre-Sale Event (This will be a time for sale buyers to met and talk to 4-Hers about their projects) starting at 4:30pm with the sale starting at 5:00pm.**

1. **BIDDING POLICY:** The sale is a PREMIUM only auction. **The auction committee will collect premium funds from the buyer and will disperse them to 4-H/FFA members after all have been processed after the conclusion of the fair.**
2. Any animal sold through the County Fair Livestock sale **are** eligible for further 4-H/FFA Exhibition at shows such as KJLS and Kansas State Fair.
3. The sale will be "premium only," but arrangements can be made for premium buyers to purchase livestock for custom processing, ideally before the sale.
4. Beef, sheep, goats designated for sale must be signed up by 8:00 a.m. Saturday. Swine Livestock Sale Sign-up immediately following Swine show. Late sign-ups will be considered white-ribbon animals and be placed at the bottom of the sale order for that species. Swine show participants who also show either sale eligible species will have until after the swine show to designate their animals.
5. Members wishing to participate in the livestock premium auction **must** be present to sell their animal.
6. A member may sell only **one** market animal -- beef, sheep, swine or meat goat through the premium auction.
7. A sale commission to cover overhead expenses for the sale and presale event will be 3% of the premium, not to exceed \$20 per animal sold.
8. If an exhibitor in 4-H or FFA, has previously sold livestock in another county fair in the State of Kansas they are not eligible to sell in the Pottawatomie County Fair Livestock Sale.
9. Youth wishing to participate in the sale may be requested to provide small bio information for sale committee to utilize during and for promotion of the premium auction.

Carcass Contest

1. All market steers and market heifers are eligible for the carcass contest.
2. Carcass data will be collected by an Ultrasound Technician with the use of oil. There will be no shaving of the animal.
3. Market steers and market heifers must be exhibited at the Pottawatomie County Fair.
4. Data collected by the Ultrasound Technician will be sent to CupLab in Ames, IA. They will analyze the images and provide back a ranked listing of the animals based on \$\$ beef (This takes into account yield/quality grade, premiums/discounts, etc.)
5. Results will be discussed and Awards Presented at a Date posted after the fair.



Bucket-Fed Calf

Superintendent: Carmen & Kevin D'Aloia

1. To compete in this division, you must be from 7 to 12 years of age.
2. One animal per exhibitor.
3. Calves must be born between January 1 and May 1, current year.
4. Judging will be based on: Health and condition of the animal, Grooming of the animal, Knowledge about the animal.
5. Calves should be groomed (clean and brushed), but not fitted.
6. Animals are not eligible to be sold at the Fair's Youth Livestock Sale.

41901: Bucket-Fed Calf

02001: Open Class Bucket-Fed Calf



Beef

Superintendents: Bob Weaver

1. No person may show more than two market animals, two breeding animals. And one cow/calf pair
2. All animals must be healthy and free from contagious diseases, warts and mange.
3. No artificial coloring or adhesive will be allowed.
4. Purebred Livestock must be accompanied by registration papers in the exhibitor's name or family name according to breed association. If registration papers are not presented the animal will be shown in the commercial class for breeding and market classes.

Beef Showmanship

Exhibitors may only show an animal in showmanship that they have exhibited.

42051: Senior Showmanship

42052: Intermediate Showmanship

42053: Junior Showmanship

4-H/FFA Market Beef

42100: Prospective Market Steer

Weights less than 1,000 pounds

42101: Prospective Market Heifer Weighs

less than 1,000 pounds

42102: Market Heifer --

Weights 1,000 pounds or more

42103: Market Steer --

Weights 1,000 pounds or more

4-H/FFA Beef Heifers

42201: Junior Heifer Calf -- born after January 1, current year

42202: Senior Heifer Calf -- born between Sept. 1 & Dec. 31, previous year

42203: Summer Yearling Heifer -- born between May 1 & Aug. 31, previous year

42204: Spring Yearling Heifer -- born between Jan. 1 & April 30, previous year

42205: 2 year old Heifer -- born before January 1, previous year

42206: Cow or Cow-Calf Pair -- not eligible for Champion Heifer, calf cannot be shown in another class if shown in this class

42207: Bred and Owned -- shown concurrently with other classes. KS State Fair Rules Apply.

Open-Class Beef

4-H animal age rules apply

02225: Market Steer

02400: Junior Heifer Calf

02500: Senior Heifer Calf --

02600: Summer Yearling Heifer

02700: Spring Yearling Heifer

02800: 2 year old Heifer

02900: Cow or Cow-Calf Pair

Dairy Cattle

Superintendent: D'Aloia Family

1. Exhibitors preferably should wear white.
2. No person may show more than two animals per class with a maximum of 4 animals
3. All animals must be healthy and free from contagious diseases, warts and mange. Dairy animals, less than 18 months of age, must have been vaccinated for Brucellosis and tattooed and have a legible vaccination tattoo.
4. Any animal that has been out of the state in the last 30 days prior to the fair must be accompanied by a health certificate issued within 30 days of exhibit.

Dairy Cattle Showmanship

Exhibitors may only show an animal in showmanship that they have exhibited.

43100: Senior Showmanship

43101: Inter. Showmanship

43102: Junior Showmanship

4-H/FFA Dairy Cattle

43103: Junior Heifer Calf -- born after January 1, current year

43104: Senior Heifer Calf -- born between Sept. 1 and Dec. 31, previous year

43105: Yearling Heifer -- born between September 1, two years previous

and August 31, previous year, never freshened.

43106: Cow or Heifer -- previously freshened or in production

43107: Bred and Owned -- shown concurrently with other classes. KS State Fair Rules Apply.

Open-Class Dairy Cattle

4-H animal age rules apply

03300: Junior Heifer Calf

03400: Senior Heifer Calf

03500: Yearling Heifer

03600: Cow or Heifer

Dairy Goats

Superintendent: D'Aloia Family

1. Entries will be placed in classes by age with the date of judging being base date.
2. No health certificates required. Animals must be free of abscesses and otherwise healthy. All sexually intact (does) must be identified with a registered tattoo or and official USDA premise tag.
3. Classes will be divided into Purebred and Grade; breeds will show together.
4. In no case will Purebred and Grade animals be in the same class, except for championship classes.
5. A limit of 6 goats per exhibitor
6. Exhibitors are to be neatly and appropriately dressed (preferably in white) when showing animals.
7. Breeds classes may include: Alpine, Nigerian Dwarf, Nubian, Oberhasli, Saanen, Sable, Lamancha, Mini Lamancha, Toggenburg

Dairy Goat Showmanship

Exhibitors may only show an animal in showmanship that they have exhibited

44001: Senior Showmanship

44002: Intermediate Showman

44003: Junior Showmanship

4-H/FFA Dairy Goats

44101: Doe up to 12 months of age (not in milk and not previously freshened)

44102: Doe over 12 months of age (not in milk and not previously freshened)

44103: Milker, all ages

44104: Bred and Owned -- shown concurrently with other classes. KS State Fair Rules Apply.

Open-Class Dairy Goats

4-H animal age rules apply

04101: Doe up to 12 months of age (not in milk and not previously freshened)

04102: Doe over 12 months of age (not in milk and not previously freshened)

04103: Milker

04104: Best Udder/Milker

04105: Pee Wee Show

Meat Goats

Superintendent: Rebecca Rookstool
Junior Superintendents: Emeri Deters and Adley O'Shea

1. Meat Goats must be individually owned by the exhibitor and identified by a 4-H approved ear tag.
2. Eligibility: Wether or doe kids will be allowed to show in market classes.
3. Age: Temporary incisors must be in place and there should be no evidence of breaking of the skin or eruption of permanent incisors.
4. Horns. Dehorning is preferred. If not dehorned, the horns must be tipped prior to arrival on the grounds.
5. Hair: Meat Goats must be slick shorn above the knees and hocks.
6. Restraints: Use of halter, collars or chains is allowed in the show ring.
7. Goats must be shown with all 4 feet on the ground.
8. **Health.** Health requirements are to coincide with those at the given show and the federal scrapie guidelines. **All meat goats must be identified with an official USDA premise ID tag.**
9. Maximum 2 market and 2 Breeding
10. Meat Goats weigh min. 40 lbs

Meat Goat Showmanship

Exhibitors may only show an animal in showmanship that they have exhibited.

44001: Senior Showmanship
44002: Inter. Showmanship
44003: Junior Showmanship

4-H/FFA Meat Goats

44101: Prospect Meat Goat - under 40 lbs.
44102: Meat Goat - Min. 40#, under 1 year of age. Must be wethers or does.
44201: Yearling Doe - Born between Sept. 1st 2 years previous and August 31st previous year)
44202: Fall Doe - (Born between Sept. 1st and Dec. 31st previous year)
44203: Spring Doe - (Born Jan 1st or after current year)
44204: Bred and Owned -- shown concurrently with other classes. KS State Fair Rules Apply.

Open-Class Meat Goats

4-H animal age rules apply

04400: Prospect Meat Goat -
04410: Meat Goat
04420: Buck kid
04421: Yearling Doe
04422: Fall Doe
04423: Spring Doe

Poultry

Superintendent: Marcia Hermes

1. Each youth may exhibit two entries per class for a total of 10.
2. Old birds: one year or more: Young birds, less than one year.
3. All poultry (Except waterfowl) and pigeons must show proof that birds are free of pullorum-typhoid diseases.
4. **There are four acceptable methods of certification:** 1. Clean Flock Status -- owner presents an official VS Form 9-2. 2. Test prior to show official VS Form 9-2 from a test done within 90 days of the Fair. 3. From a clean source owner presents evidence (e.g. sales slip or invoice) from a certified hatchery, and attests that these birds have been isolated from other poultry.
5. All lice must be controlled.
6. Please watch emails and newsletters for Pullorum testing details.

4-H/Youth Poultry

46001: Poultry Showmanship Jr.
46002: Poultry Showmanship Int.
46003: Poultry Showmanship Sr.
46101: Standard Breeds, Large Fowl, - one young bird of either sex
46102: Standard Breeds, Large Fowl, -- one old bird of either sex
46103: Standard Breeds, Bantams, -- one young bird of either sex
46104: Standard Breeds, Bantams, -- one old bird of either sex
46105: Production Pullets, Pen, -- three standardbred, crossbred, or straincross pullets, judged on egg production only
46106: Production Hens, Pen, -- three standardbred, crossbred or straincross hens, to be judged on egg production only
46107: Dual-purpose Pullets, Pen, -- three, such as Rhode Island Reds, New Hampshire, Plymouth Rock, etc.
46108: Dual-purpose Hens, Pen, three, - such as Rhode Island Reds, New Hampshire, Plymouth Rock, etc.
46109: Meat-type Chickens, Pen, -- three standardbred, crossbred, or straincross of same sex judged on meat production
46110: Turkeys, all breeds, -- one bird of either sex
46111: Ducks, Call or Bantam, -- all breeds, one bird of either sex
46112: Geese, -- all breeds, one bird of either sex
46113: Other Fowl, one bird either sex
46114: Eggs, one dozen

4-H/Youth Pigeons

1. Exhibitor may enter two birds per class as singles. Old birds: hatched prior to January 1, current year; young birds, hatched current year. Young birds must have solid band on leg.
2. All pigeons must be shown with numbered band. Young birds must be shown with seamless bands, or be judged in the old class.

46201: Old Cock
46202: Young Cock
46203: Old Hen
46204: Young Hen

Open-Class Poultry (4-H rules apply)

Uniform coops provided. Standard of Perfection will be used in judging. Birds entered in single classes will not be permitted to show as part of an exhibition pen, nor will birds composing pen be permitted to show for single prizes. Premiums will be paid on all breeds recognized by the Standard of Perfection (except Bantams).

06100: Standard Breeds, Large Fowl, -- one young bird of either sex
06150: Standard Breeds, Large Fowl, -- one old bird of either sex
06200: Standard Breeds, Bantams, -- one young bird of either sex
06250: Standard Breeds, Bantams, -- one old bird of either sex
06300: Production pullets/pen, -- three standardbred, crossbred or straincross hens judged on egg production only
06350: Production hens, pen, -- three standardbred, crossbred or straincross hens judged on egg production only
06400: Dual-purpose pullets, -- pen, three, such as Rhode Island Reds, New Hampshire, Plymouth Rock, etc.
06450: Dual-purpose hens, pen, -- three, such as Rhode Island Reds, New Hampshire, Plymouth Rock, etc.
06500: Meat/type chickens, pen,(3)
06600: Turkeys (1)
06650: Ducks (1)
06700: Geese (1)
06750: Other fowl (1)
06800: Pigeons (pair)
06999: Eggs, one dozen



Horses

Superintendent: Tara Mowry

All rules for horse events are stated in the Kansas 4-H Horse Show Rule Book. Open Class / 4-H classes will show back to back or in the same class if size permits.

1. Performance classes will be held in the rodeo arena
2. Tapaderos are legal for Junior Division.
3. Long sleeved shirts are required for performance/ speed events. Helmets are okay to use.
4. Miniature pony "In Hand" trail class. (This class is to be judged on performance and way of going with emphasis on manners throughout course.

HIGH POINT CLASSES are: Showmanship / Optional: Western Pleasure or English) Reining/Tail/Western Horsemanship/Lead Back/Flags/Barrels/Poles/Keyhole. Does not need to be same horse.

4-H/FFA Halter

Classification ---

(Quarter Horses—56" & Over), (Other Breeds – 56" & Over) (Ponies – Under 56"), (Miniatures)

- 45000: Miniature pony
- 45001: Quarter Horse/Weanlings
- 45002: Other Breeds/Weanlings
- 45003: Ponies/Weanlings
- 45004: Quarter Horse/Yearlings
- 45005: Other Breeds/Yearlings
- 45006: Ponies/Yearlings
- 45007: Quarter Horse/ 2 /3 year olds
- 45008: Other Breeds/ 2 &3 year olds
- 45009: Ponies/2&3 year olds
- 45010: Quarter Horse/ Mares 4 & up
- 45011: Other Breeds/Mares 4 & up
- 45012: Ponies / Mares 4&up
- 45013: Quarter / Geldings 4 &up
- 45014: Other Breeds/ Geldings 4 up
- 45015: Ponies/ Geldings 4 & up

Champion

4-H/FFA Showmanship

Exhibitors may only show an animal in showmanship that is in their name.

- 45016: Halter Senior Division
- 45017: Halter Intermediate Division
- 45018: Halter Junior Division
- 45019: Halter Horseless Horse Project

4-H/FFA Performance

- 45020: Bareback Horsemanship, Senior -- (must be able to canter may have horsemanship pattern)
- 45021: Bareback Horsemanship, Intermediate-- (must be able to canter may have a horsemanship pattern)
- 45022: Bareback Horsemanship, Junior – (Does not need to canter may have a horsemanship pattern)
- 45023: Walk-Trot, Junior Age 7-9, current year, Jan.1 (can't show Western Pleasure) will not count for high point
- 45024: Walk Trot, Ages 10-18, 1st & 2nd year projects (can't show Western Pleasure) will not count for high point
- 45025: 2 year Old Snaffle Bit (any age of rider) Novice horse - 2 or 3 years old
- 45026: English Pleasure
- 45027: English Equitation
- 45028: Western Pleasure, Senior
- 45029: Western Pleasure, Int.
- 45030: Western Pleasure, Junior
- 45031: Pleasure Pairs
- 45032: Western Horsemanship, Sr.
- 45033: Western Horsemanship, Int.
- 45034: Western Horsemanship, Jr.
- 45035: Working Ranch Horse
- 45036: Reining, Senior
- 45037: Reining, Intermediate
- 45038: Reining, Junior
- 45039: Trail, Senior
- 45040: Trail, Intermediate
- 45041: Trail, Junior
- 45042: "In Hand" Miniature Pony

4-H/FFA Speed Events

- 45043: Lead Back, Senior*
- 45044: Lead Back, Intermediate*
- 45045: Lead Back, Junior*
- 45046: Flag Race, Senior
- 45047: Flag Race, Intermediate
- 45048: Flag Race, Junior
- 45049: Barrel Race, Senior
- 45050: Barrel Race, Intermediate
- 45051: Barrel Race, Junior
- 45052: Pole Bending, Senior
- 45053: Pole Bending, Intermediate
- 45054: Pole Bending, Junior
- 45055: Key Race, Senior
- 45056: Key Race, Intermediate
- 45057: Key Race, Junior
- 45058: Fun Speed Event (TBA)

Open-Class Horses

Classification same as 4-H

Open Class Halter

- 05010: Miniature pony
- 05011: Quarter Horse/Weanlings
- 05012: Other Breeds/Weanlings
- 05013: Ponies/Weanlings
- 05014: Quarter Horse Yearlings
- 05015: Other Breeds/Yearlings
- 05016: Ponies/Yearlings
- 05017: Quarter Horse/ 2/3 year old
- 05018: Other Breeds/ 2 /3 year olds
- 05019: Ponies/2&3 year olds
- 05020: Quarter Horse/ Mares 4 & up
- 05021: Other Breeds/Mares 4 & up
- 05022: Ponies / Mares 4&up
- 05023: Quarter / Geldings 4 &up
- 05024: Other Breeds/ Geldings 4 up
- 05025: Ponies/ Geldings 4 & up

Champion

Open Class Showmanship

- 05026: Showmanship Division


Open Class Performance

- 05030: Bareback Horsemanship
- 05031: Western Pleasure
- 05032: Western Horsemanship
- 05033: Reining
- 05034: Trail
- 05035: Walk-Trot
- 05037: Working Ranch Horse
- 05038: Pleasure Pairs
- 05039: English Pleasure
- 05040: English Equitation

Open Class Speed Events

- 05040: Barrel Race
- 05041: Pole Bending
- 05022: Flag race

HORSE SHOW
SATURDAY before the
fair
JULY 26th at 9AM
Rodeo Arena



Rabbits

Superintendent: Melissa Green

1. Each member may exhibit **No more than 15 per person.**
2. Exhibitors must show their rabbit during judging.
3. All rabbits must be tattooed.
4. White and colored fur entries must be made from rabbits entered in the regular breed classes 47011-47458. Classes will be by breeds, according to ARBA standards.
5. Any rabbit shown must be owned and in the possession of 4-H'er before July 1.
6. Pre Juniors do not compete for Best of Breed or Best of Show.

****Rabbits need to be minimum weight for their breed****

Showmanship

- 47001: Junior Showmanship**
47002: Inter. Showmanship
47003: Senior Showmanship

4-H/Youth Rabbits

Pre-Junior Doe -- under three months of age classes only available in the following breeds: Beveren, Californian, Champagne D'Argent, Checkered Giant, American Chinchilla, Giant Chinchilla, Cinnamon, Creme D'Argent Hotot, New Zealand, Palomino, Satin.

Junior Doe, -- under six months

Intermediate Doe -- six to eight months of age, classes only available in the following breeds: American, Giant Angora, Beveren, Californian, Champagne D'Argent, Flemish Giant, Hotot, English Lop, French Lop, New Zealand, Palomino, satin, silver Fox.

Senior Doe, -- six months of age or over for all breeds other than those listed as having intermediate classes; eight months of age and over for breeds having Intermediate classes.

Pre-Junior Buck, -- under three months of age classes only available in the following breeds: Beveren, Californian, Champagne D'Argent, Checkered Giant, American Chinchilla, Giant Chinchilla, Cinnamon, Creme D'Argent, Hotot, New Zealand, Palomino and Satin.

Junior Buck, -- under six months

Intermediate Buck, -- six to eight months of age, classes only available in the following breeds: American, Giant Angora, Beveren, Californian, Champagne D'Argent, Flemish Giant, Hotot, English Lop, French Lop, New Zealand, Palomino, Satin and Silver Fox.

Senior Buck, -- six months of age or over for all breeds other than those listed as having intermediate classes; eight months of age and over for breeds having Intermediate classes.

4-H/FFA Rabbit Classes

- 47101.** Pre-Junior Doe
47102. Junior Doe
47103. Intermediate Doe
47104. Senior Doe
47105. Pre- Junior Buck
47106. Junior Buck
47107. Intermediate Buck
47108. Senior Buck

Select Breeds 2nd

- 01.American
- 02.American Fuzzy Lop
- 03.American Sable
- 04.Angora - English
- 05.Angora -French
- 06 Angora - Giant
- 07 Angora – Satin
- 08 Beveren
- 09 Belgian Hare
- 10 Britannia Petite
- 11 Californian
- 12 Champagne D'Argent
- 13 Checkered Giant
- 14 American Chinchilla
- 15 Giant Chinchilla
- 16 Standard Chinchilla
- 17 Cinnamon
- 18 Creme D'Argent
- 19 Dutch
- 20 Dwarf Hotot
- 21 Flemish Giant
- 22 Florida White
- 23 Harlequin
- 24 Havana
- 25 Himalayan
- 26 Hotot
- 27 Jersey Wooly
- 28 Lilac
- 29 English Lop
- 30 French Lop
- 31 Holland Lop
- 32 Mini Lop
- 33 Netherland Dwarf
- 34 New Zealand
- 35 Palomino
- 36 Polish
- 37 Rex
- 38 Mini Rex
- 39 Rhinelander
- 40 Satin
- 41 Mini Satin
- 42 Silver
- 43 Silver Fox
- 44 Silver Marten
- 45 Tan
- 46 Lionhead

47900: Meat Pen, three rabbits, all one recognized breed and variety. Weight is 3½ lbs. by maximum 5½ lbs. each. These will be judged on their meat qualities, condition, and uniformity. One pen per 4-H'er.

47925: Wool

47950: White Fur, one/4-H'er

47975: Colored Fur, one/4-H'er

Open - Class Rabbits

SEE LIVESTOCK GENERAL RULES

Rabbits need to be of minimum weight for their breed

Note: Limit of 7 entries/person

Open Class Fair Entry:

1. First 2 numbers use **07** for Open Class
 For breed numbers use same as 4-H.**Example**-Open Class Mini-Rex Junior Buck **#07386**

First & second of each class show for champion.



Sheep

Superintendent: Rebecca Rookstool

1. No person may show more than two market animals and two breeding.
2. Market lambs must be either wethers or ewes.
3. **All sheep must be identified with an official USDA premise ID tag.**

Showmanship

Exhibitors may only show an animal in showmanship that they have exhibited.

48001: Senior Showmanship

48002: Intermediate Showmanship

48003: Junior Showmanship

4-H/FFA Market Sheep

48101: Prospective Market Lamb

(weight less than 90#)

48102: Market Lamb (weight over 90#)

4-H/FFA Breeding Sheep

48201: Breeding Ewe Lamb (born after August 31, previous year)

48202: Yearling Ewe (born before September 1, previous year)

48203: Bred and Owned -- shown concurrently with other classes. KS State Fair Rules Apply.

Open-Class Sheep

08100: Prospective Market Lamb

(weight less than 90#)

08200: Market Lamb (weight over 90#)

08300: Breeding Ewe Lamb (born after August 31, previous year)

08400: Yearling Ewe (born before September 1, previous year)

08600: Ram Lamb (born after August 31, previous year)

Shepherd's Lead

These classes are to present sheep in the most attractive manner, to improve the image of sheep and to give spectators an opportunity to view well groomed sheep shown at halter by attractively dressed contestants wearing wool garments. Entrants may purchase or construct their own garment which should consist of at least 60% wool exclusive of accessories. Judging will be based on the attractiveness and suitability of the garment to the contestant, the contestant's artistry, and appearance, and the contestant's ability to control and present the sheep at halter. The sheep may not be blanketed during the contest, only head or neck decorated. Scripts should be presented to the office prior to the sheep show

Shepherd's Lead

48301: Junior, ages 13 & under

48302: Adult, ages 14 & over

Decorator Class

48401: Junior, ages 13 & under

48402: Adult, ages 14 & over

Swine

Superintendent: Kade Hummel and Alvin Stutzman

Junior Superintendents: August Stutzman, and Jacob DeRouchey

1. No person may show more than two market animals and two breeding animals.
2. All swine will be identified by 4-H ear tag.
3. Health Requirements: Swine must be free from clinical signs of infectious or contagious disease.
4. All market swine will be shown by breed and not be divided by sex.

****It has been highly suggested that you purchase clip-on style feeders for pigs in the barn.**

****Initial bedding will be provided. You will need to bring your own feeders and water nipples or 5 gal. bucket.**

Showmanship

Exhibitors may only show an animal in showmanship that they have Exhibited

49001: Senior Showmanship

49002: Intermediate Showmanship

49003: Junior Showmanship

4-H/FFA Market Swine

49101: Prospective Market (weight less than 230#)

49102: Market (weight 230# or more)

4-H/FFA Breeding Swine

49201: Breeding Gilt


49202: Bred and Owned -- shown concurrently with other classes. KS State Fair Rules Apply.

Open-Class Swine

09100: Prospective Market (weight less than 230#)

09300: Market (weight 230# or more)

09500: Breeding Gilt



Last Years Fair Award Sponsors

Clothing and Fiber Arts: Farmers State Bank, Westmoreland/Onaga/Manhattan, Blackjack 4-H Club, Wamego, Barbara Rezac, Emmett, Jared & Sarah Jones Family, Emmett, "In Memory of Betty Stewart" Kellie O'Shea, Blaine, Fred & Michelle Dietrich, Wamego, SBS Insurance, Seneca, Mary Lou Gibbs, Manhattan

Demonstration/Public Presentation— Jim and Debbie Gordon, Westmoreland

Energy Management — Roy and Lisa Duer Family, Onaga

Entomology — Olsburg Boosters 4-H Club, Kevin Staats Family, Wamego, Taellor Hamneke, Olsburg

Family Consumer Science Judging— Pottawatomie County FCE Council, St. Marys, Lucky 'Leven 4-H Club, Wamego

Family Studies — Doug & Marcia Hermes Family, Belvue, Havice Family, Wamego

Fashion Revue — Barbara Rezac, Emmett, Wilber Family, Wamego, Lucky 'Leven 4-H Club, Wamego, Nancy Hubbard, St. George, Mary Lou Gibbs, Manhattan, Fred & Michelle Dietrich, Wamego, McVay Family, Wamego, Keatley Family, Wamego, Stutzman Hog Farm, Wamego, Howie's Recycling, Manhattan, Griffith Lumber Company, Manhattan

Field Crops and Flowers —Wilkerson Family, Wamego, Pottawatomie County Master Gardeners, Westmoreland

Foods — Howie's Recycling, Manhattan, "In Memory of "Lois Jean Sylvester" Kaw Valley 4-H Club, Wamego, Bluestem Electric Coop, Wamego, Kaw Better Homes FCE, St. Marys, Triple V 4-H Club, Onaga, "In Memory of Valdimer & Dale Bairow" Sharon Bairow Riffey, Kansas Wheat Commission, Manhattan, Dutch Mill 4-H Club, Wamego, Ivan & Vicki Jones, Frankfort, Chelsey & Kady Figge, Onaga, Joel & Julene DeRouchey Family, Wamego.

Forestry — Olsburg Boosters, Olsburg

Geology — Rob & Lesa Reves, Olsburg, Jayhawkers 4-H , St. Marys, Morgan & Sheridan Reves, Olsburg, Mike & Vicky Swann, St. Marys, Pennington Family, Havensville

Home Environment — Jayson & Erin Tynon, Axtell, Mary Lou Gibbs, Manhattan

Horticulture — Tim & Sandy Zoeller Family, Olsburg, Karen Matson, Onaga, Mary Lou Gibbs, Manhattan, Pottawatomie County Master Gardeners, Westmoreland

Photography — Griffith Lumber Company, Manhattan, "In Memory of Ed Phillips" Phillips Family, Wamego, Bob & Gail King, Wamego, Westy Trailblazers 4-H Club, Frank and Amanda Rottinghaus Family, St. George, Kaw Better Homes FCE, St. Marys

Self-Determined/Notebook/Individual Display — Marcus & Tammy Bryant Family, Olsburg

Shooting Sports, Sports Fishing and Wildlife - Sara Jacobs, Wamego, 3G Outdoor Adventures, Olsburg, "In Memory of Fredy Wilson" Jacob & Catera Dietrich, Wamego

Small Engine — Bluestem Electric

4-H STEM — Waters True Value, Wamego, Gary & Karol Fike, Westmoreland, Triple V 4-H Club, Onaga, Wilber Family, Wamego, Caterpillar Work Tools, Wamego, Josh & Adassa Roe, Westmoreland

Table Setting — Hope Jacobs, Wamego, "In Memory of Velma Lang" - Havice Family, Wamego, Lyle Blockcolsky Family, Olsburg

Tractor Operators — "In Memory of Christopher J. Browne", Olsburg Boosters, Olsburg, Prairieland Partners, Wamego

Visual Arts — Barb A. Abitz, Emmett, Chelsey & Kady Figge, Onaga, "In Memory of Kim Schwant", Edith McClain, Gaylord, Keatley Family, Wamego, Angela & Kayla Bigham, Riley, Byron & Amy Fordham Family, St. Marys, Hayes Rickstrew, Wamego, Josh & Tiffany Engelken, Wamego, "In Memory of Daniel Hunt" - Dustin & Megan Morgan Family, Wamego

Woodworking — Griffith Lumber Co., Manhattan, "In Memory of Greg Gude", Gude Family, Olsburg, "In Memory of Everett Budenbender", Colleen Budenbender, St. George, Jim & Diana Nelson, Olsburg

Last Years Fair Award Sponsors

Beef—Brush Creek Cattle Company, Wamego, Mark & Carol Minihan, Wheaton, Olsburg Boosters 4-H Club, Olsburg, “In Memory of Argyll & Judy Figge” D’Aloia & Figge Families, Onaga, St. Marys Lumber, St. Marys, Troy Marple Family, Westmoreland, Eldon Sylvester Family, Wamego, Wade Minihan, Wheaton, BlackJack 4-H Club, St. George, Lucky ‘Leven, Wamego, Jeff & Marie Jones, Wamego, Rickstrew Livestock, Wamego, Keatley Family, Wamego, R & B Ranch, Wamego, Abitz Land & Cattle Co. Inc., Wheaton, “In Memory of Warren Bippert Jr.”, Amber Sharpe, Wamego, New Century Cattle/Chase, Colby, & Chism Jones, Wamego

Bucket Calf - Pott. County Farm Bureau, Wamego, “In Memory of Lynn Hartwich”, Pat Hartwich & Sons, Onaga

Dairy/Dairy Goat— Donn Teske, Wheaton, Ag Partners, Seneca, The Dulohery Family St. George, Wamego Drug Store, Wamego, Gretchen Kopp, Havensville, Onaga Health and Rehab, Onaga, Keatley Family, Wamego, Blake Blume, Wamego, Sunflower Hill Livestock - Bob & Jane Armitage, Wamego

Horse — Ag Partners, St. Marys, Shari Dodds, St. George, “In Memory of Rosie Clymer” Roy Duer Family, Onaga, Duane & Pam Davis, Westmoreland, Robert & Barb Rickstrew, Wamego, Vanderbilts, Wamego, Bob Murray Family, Onaga, Pottawatomie Co. Farm Bureau Association, Wamego, Becky & Tim Sutton, Wamego, Angela & Kayla Bigham, Riley

Meat Goat — Tasha Lara Daycare, Havensville, Chris & Laura Mulligan, Emmett, Hermes Custom Baling, Belvue, Tyree & Delaney Figge, Onaga, Denton Auto Salvage, St. Marys, Keatley Family, Wamego, Hoeltzel Family, Olsburg, Lucky ‘Leven, Wamego, Bill Disberger, Realtor, Crossroads Real Estate & Auction, Wamego, Dennis & Kathy Smith, Valley Falls, Mary Lou Gibbs, Manhattan, Sunflower Hill Livestock - Bob & Jane Armitage, Wamego, “In Memory of Keaton Blaske”, Yvonne Blaske, Havensville

Poultry — Nelson Poultry Farms, Manhattan, Blake Blume, Wamego, Blackjack 4-H Club, St. George, Heart of America Game Breeders Association, Bucyrus

Rabbits — Onaga Ag & Auto, Onaga, Blue Valley Electric & Building Supply, Olsburg, The Kevin Staats Family, Wamego, Jim & Martha Turner, Olsburg, Larua Turner, Olsburg, Elizabeth & Kaycee SinghDhillon, St. Marys, Griffith Lumber Company, Manhattan, Amanda’s Cookie Colony, Wamego

Sheep — “In Memory of Kenneth Snapp”, Rita Snapp, Westmoreland, Ron & Nita Pope, Olsburg, Vanessa Jones, Wamego, Brunkow Family Lambs, Wamego, Tracy & Sue Ahlquist, Onaga, Rebecca Rookstool - Attorney, Westmoreland, Lucky ‘Leven, Wamego, Diamond D Club Lambs, Wamego, Rickstrew Livestock, Wamego, Braden Schwartz & Spencer Dugan, Wamego

Swine — Barb A. Abitz, Emmett, Al & Lois Spencer, Wamego, Doug & Clara Ebert, St. George, Craig Good, Olsburg, Fink Show Pigs, Wamego, Dulohery Family, Wamego, Tasha Lara Daycare, Havensville, Stutzman Family, St. Marys, Lucky ‘Leven, Wamego, Joel & Julene DeRouchey Family, Wamego, Mary Lou Gibbs, Manhattan, “In Memory of Keaton Blaske”, Yvonne Blaske, Havensville

Round Robin — Manhattan Commission Company, Manhattan, “In Memory of Leon P. Cline” Pottawatomie County Fairboard, Kan Equip, Wamego, Green Acres Feed & Farm LLC, Holton, Beth Gaines, Westmoreland, Shannon Blocker, Westmoreland

Rate of Gain — Rickstrew Livestock, Wamego, Griffith Lumber Company, Manhattan, Liebsch Family, Westmoreland.

Livestock Skillathon — Joel & Julene DeRouchey, Wamego, LC Ranch Luke & Carol Perry, Onaga, Route Step Farm—Gail Wege, Onaga, Westy Trailblazers, Westmoreland, Clay & Kendra Breiner, St. George

Livestock Judging — **Notebooks**—The Marple Family, Westmoreland, Bryce & Ella Hoeltzel, Olsburg, Berges Family, Onaga - **Other Prizes**—LC Ranch Luke & Carol Perry, Onaga, H & H Show Supply, Brad & Sherri Hurst, Animal Health Pharmaceuticals, Darrin Figge Family, Onaga

Stockman’s Quiz — Scott & Michelle Jacobs Family, Wamego, Michelle Jacobs—State Farm Insurance, Wamego, David & Sharon Weigand, Texas

Beef Carcass — Mike & Tasha Lara Family, Havensville, Hans & Jenny Hoeltzel, Olsburg, Gary Fike Family, Westmoreland

4-H Club Responsibilities

Early Pre-Fair East Building Clean Up:

Wednesday, July 23rd ~ Blackjack 4-H Club

Pre-Fair Clean-Up

Monday, July 28th: 6:00pm

The annual clean-up of the fairgrounds will be held at 6:00 p.m.. We appreciate all the volunteers your club can send. Bring brooms, hammers, rags, cleaning supplies, etc.

DURING THE FAIR

Blackjack & Shining Star: Fairgrounds Development (Fair) **Dutch Mill:** Clothing Judging (Pre-Fair)
Jayhawkers, Kaw Valley: Arts & Crafts Judging (Pre-Fair) **Olsburg:** Photography Judging (Fair)
Lucky'Leven: FACS Judging (Pre-Fair) & Fashion Revue Event **Triple V** — Food Sale — Fair

MAINTAINING FAIRGROUNDS

Thursday: Blackjack, Kaw Valley, Triple V **Friday:** Lucky'Leven, Shining Star, Jayhawkers
Saturday: Olsburg, Dutch Mill

- Keep grounds and exhibit buildings free of litter throughout the day and evening.
- **Everyone** (all club members) is expected to help pick up trash and sweep as needed during the day (not just at night) on your designated day.
- Extra trash can liners will be placed in the bottom of the trash cans for easy replacement before they overflow.
- Trash needs to be carried to the larger dumpsters at the rear of the Foodstand often.
- UTV's are available for **Adults Only** and can be checked out from Fair Office.
- Please check TRASH CANS often, especially at 1 p.m. and 7 p.m. and at the end of the day.

AFTER FAIR CLEAN-UP — 4:30 pm Sunday

Blackjack: East Building **Jayhawkers:** Swine Area **Shining Star:** Dairy, Bucket Calf
Kaw Valley: Sheep/Goat Area **Lucky'Leven:** Beef Area **Triple V:** Rabbit Area
Dutch Mill: Poultry Area **Olsburg Boosters:** Food Stand and West Building

FOODSTAND 4-H CLUBS WORK SCHEDULE

Rotation will be reviewed on a 3 year rotation. (2028)

Wednesday	11:30 a.m. - 4:30 p.m.	Triple V
Thursday	7:00 a.m. - 1:30 p.m. 1:00 p.m. - 7:30 p.m. 7:00 p.m. - 10:30 p.m.	Blackjack Olsburg Boosters Triple V
Friday	7:00 a.m. - 3:00 p.m. 2:30 p.m. - 9:00 p.m. 8:30 p.m. - 11:30 p.m.	Kaw Valley Blackjack Lucky 'Leven
Saturday	7:00 a.m. –10:30 a.m.. 10:00 a.m. - 3:00 p.m. 2:30 p.m. - 9:00 p.m. 8:30 p.m. - 10:30 p.m.	Dutchmill Jayhawkers Lucky 'Leven Blackjack
Sunday	7:00 a.m.-10:30 a.m. 10:00 a.m.- 3:00 p.m. Clean Up	Shining Star Olsburg Boosters Olsburg Boosters

ALL shifts overlap ½ hour to give time for ending shift to restock and to do a \$ money check (with one representative from incoming/ one from outgoing) **Those who work the first shift of the day need to report 15 minutes early . Food stand coupons** – if any club would like to purchase coupons to the food stand to give as thank you tokens to those who have helped your club, you may purchase them by calling the Extension office. The coupons are valued at @ \$2.50 and can be used to purchase anything in the food stand. No change will be given if not used in it's entirety.

POTTAWATOMIE COUNTY FAIR CALENDAR

PRE-FAIR

Friday, July 25th

School & Fairgrounds

8:30-11:30 am Clothing Construction
8:30-11:30 am Buymanship Notebooks
8:30-11:30 am Fiber Arts
8:30 - 12:00 pm All Visual Arts
8:30 - 9:30 am Table Setting Set up
8:30 am Entomology boxes arrive
8:30 am Geology boxes arrive
9:00 am Constructed F. Revue
Followed by Shopping in Style F. Revue
9:00 am Entomology Evaluation
9:30 am Geology Evaluation
10:00 am-12:00 pm FACS Judging
10:00 am Table Setting Evaluation
Full pre-fair information will be in Pre-Fair letter

FASHION STYLE REVUE SHOW

6:00 P.M. Onaga High School
Auditorium

Saturday, July 26th

9:00 am Horse Show

Wednesday, July 30th

10 - 11:00 am Open Class Foods Check-in
11 - 12:30 pm Open Class Food Judging
1 - 4:30 pm 4-H Foods Judging
4-H Food Evaluation Club Schedule

1:30-2:30 Kaw Valley, Jayhawkers, Lucky 'Leven

2:00 - 3:30 Olsburg, Triple V

3:00 - 4:30 Blackjack, Dutch Mill, Shining Star

PLEASE DO NOT ARRIVE EARLIER THAN NECESSARY

2 - 4:00 pm Food Sale

2 - 4:00 pm Table Setting Check-in

6-8:30 pm Early Arrival Lg Livestock

Thursday, July 31st

All Livestock must be on the fairgrounds by 9 a.m.

8-9 am Sheep/Goat Weigh-In

9-10 am Beef Weigh -In

10-11 am Swine Weigh-In

8:30 am-12:00 Enter All Other Exhibits

9:30 am-12:00 Individual Display, Family
Studies, Shooting Sports, Notebooks, Self-
determined, Please check in by 11:00 A.M.

12:30 pm Open Class Arts & Crafts/
Recycling craft West Building

1:00-3:00 pm Hort. Judging Contest
1:00 pm Open Class Judging
Clothing/Handiwork/Quilting/Knitting/Crochet
(Listen to Judges comments in the Fair Pavilion)

1:00 pm Horticulture, Field Crops

1:00 pm Booths/Banners

1:00 pm 4-H Home Environment

1-5:00 pm Livestock Skill-A-Thon

3:00 pm Dairy Goat Show

Followed by Dairy Cattle

4:00 pm Exhibits Open

4:30 pm Barn Quilts Evaluation

Location: Fair Pavilion

5:00 pm Sheep Show

Order: Showmanship/Breeding/Market

Followed by Meat Goat

Order: Showmanship/Breeding/Market

6:00 pm Co-rec and Men's Softball

Tourney

7:30 pm Ranch Rodeo

7:00 pm Miss Pottawatomie

Location: Onaga High School

10:00 pm Exhibit Buildings Close

Friday, August 1st

8:00 am Exhibits open

8:00 am Rabbit Show

9:00 am 4-H STEM Judging

9:00 am Photography Evaluation

9:00 am Woodworking Evaluation

9:00 am VO-AG/FFA Mechanic

10:00 am Tractor Driving Contest

11:00 am Small Engine, Energy
Management, and Electrical Evaluation

1:00 pm Poultry Show

Rooster Crowing Contest & Poultry Breed ID Contest

1:00-2:00 pm 4-H Ambassador Games

1:00-3:00 pm Stockman's Quiz

Location: Livestock Barns

4:00 pm Exhibits Open

4:45 pm 4-H Dancers

Location: Livestock Arena

5:00 pm Beef Show

Order: Breeding/Showmanship/Market Animals

Free Water: From Pott. Co. Farm Bureau

7:00 pm Bingo

Sponsored by: Knights of Columbus

8:00 pm Kraft Rodeo Company

Location: Rodeo Arena

9 - 11:00 pm KickBall at North Diamond

10:00 pm Exhibit Buildings Close

Saturday, August 2nd

A black silhouette of a cowboy riding a bucking horse. The cowboy is wearing a hat and holding the reins with his left hand, while his right arm is raised in the air. The horse is in a dynamic pose, rearing up on its hind legs with its front legs tucked up towards its chest. The entire image is set against a plain white background.

GRIT,
grace &
GRAND CHAMPIONS

POTTAWATOMIE COUNTY FAIR 2025

K-State Research and Extension is an equal opportunity provided and employer.

POTTAWATOMIE COUNTY FAIR MAP

